




Worksheets For Grade 1 Writing

Name: _____			
<h2>Sentence Scramble</h2>			
Unscramble the words to make a proper sentence.			
bed	My	is	soft.

			
The	wet.	is	boy

			
big	the	web.	See

			
©Sweet Resources			

Worksheets for Grade 1 Writing are essential tools in the early stages of a child's education. Writing is a fundamental skill that lays the groundwork for effective communication, reading comprehension, and critical thinking. In first grade, students begin to form sentences, understand basic grammar, and express their thoughts and ideas on paper. This article explores the importance of writing worksheets, types of writing activities, tips for effective writing instruction, and how parents and teachers can support young writers.

Importance of Writing Worksheets

Writing worksheets play a crucial role in the development of young writers for several

reasons:

1. Skill Development

- Fine Motor Skills: Writing worksheets help children practice holding a pencil correctly and improve their handwriting.
- Cognitive Skills: Completing worksheets engages children's brains, promoting memory retention and cognitive development.
- Language Skills: Writing activities enhance vocabulary, grammar, and sentence structure.

2. Structured Learning

- Guided Practice: Worksheets provide a structured format that guides children through various writing tasks, helping them understand the writing process step by step.
- Consistency: Regular use of worksheets creates a routine, which is beneficial for learning and retention.

3. Assessment and Feedback

- Monitoring Progress: Teachers can use completed worksheets to assess students' writing skills and identify areas for improvement.
- Feedback Opportunities: Worksheets provide a chance for teachers to give personalized feedback, which is essential for a child's growth.

Types of Writing Worksheets

There are various types of worksheets designed to cater to different aspects of writing for first graders. Here are some popular categories:

1. Handwriting Practice Worksheets

These worksheets focus on improving a child's handwriting skills. They usually include:

- Letter tracing (both uppercase and lowercase)
- Sentence formation practice
- Copying words or short phrases

2. Creative Writing Worksheets

Creative writing worksheets encourage children to express their thoughts and imagination. Common activities include:

- Story starters: Providing the beginning of a story for children to complete.
- Picture prompts: Asking students to write a story based on a given image.
- Journaling pages: Space for students to write about their day or feelings.

3. Grammar and Punctuation Worksheets

These worksheets help children understand and apply basic grammar rules. Activities may involve:

- Identifying nouns, verbs, and adjectives in sentences.
- Adding punctuation marks (periods, question marks, exclamation points) to sentences.
- Filling in blanks with appropriate words.

4. Vocabulary Building Worksheets

Worksheets designed to enhance vocabulary skills often include:

- Word searches or crossword puzzles that incorporate new vocabulary words.
- Matching words to pictures to reinforce meaning.
- Fill-in-the-blank sentences using targeted vocabulary.

5. Comprehension and Response Worksheets

These worksheets help students practice reading comprehension and respond to texts.

They typically include:

- Reading passages followed by questions.
- Writing a summary of a story or passage.
- Drawing a picture that represents the main idea of a text.

Creating Effective Writing Worksheets

To ensure writing worksheets are effective, there are several key considerations to keep in mind:

1. Age-Appropriate Content

Worksheets should be designed for the developmental level of first graders. This means:

- Using simple language and clear instructions.
- Incorporating engaging themes or topics that interest young learners.

2. Visual Appeal

First graders are drawn to colorful and visually stimulating materials. To enhance engagement:

- Use bright colors, fun fonts, and illustrations.
- Include ample white space to avoid overwhelming students.

3. Clear Instructions

Ensure that the directions are easy to understand. Tips for clarity include:

- Using bullet points or numbered lists for step-by-step instructions.
- Providing examples to illustrate what is expected.

4. Varied Activities

Incorporate a mix of activities to keep students engaged. This can involve:

- Combining writing tasks with drawing or coloring.
- Including games or interactive elements that promote writing.

Supporting Young Writers at Home

Parents play a vital role in their child's writing development. Here are some strategies to support writing at home:

1. Create a Writing-Friendly Environment

- Designate a specific area for writing with the necessary supplies (paper, pencils, crayons).
- Encourage a quiet space free from distractions.

2. Encourage Daily Writing

- Suggest keeping a journal to document daily activities or feelings.
- Provide opportunities for writing letters or notes to family members.

3. Read Together

- Reading aloud to children can spark their interest in writing.
- Discussing stories and asking them to retell or summarize encourages comprehension and expression.

4. Celebrate Writing Achievements

- Displaying completed worksheets or stories can boost a child's confidence.
- Offer positive feedback and praise to motivate continued writing efforts.

Utilizing Technology for Writing Practice

In today's digital age, technology can enhance writing practice. This can include:

1. Interactive Writing Apps

- Many educational apps provide engaging writing exercises and feedback, making writing fun.
- Look for apps that focus on spelling, grammar, and creative writing.

2. Online Worksheets and Resources

- Numerous websites offer printable worksheets that parents and teachers can use.
- Interactive online worksheets can provide instant feedback and keep students engaged.

3. Digital Storytelling

- Encourage children to create stories using digital platforms that allow for drawing, recording, and writing.
- Platforms that combine text with visual elements can inspire creativity.

Conclusion

Worksheets for grade 1 writing are invaluable resources that support the development of essential writing skills in young learners. By providing structured, engaging, and age-appropriate activities, these worksheets help first graders become confident writers. With the support of teachers and parents, children can cultivate a love for writing that will serve them throughout their educational journey and beyond. Through consistent practice, feedback, and encouragement, young learners can unlock their potential and express themselves creatively on paper.

Frequently Asked Questions

What types of writing worksheets are best for grade 1 students?

Best types include worksheets for tracing letters, simple sentence construction, and creative writing prompts that encourage storytelling.

How can worksheets help improve writing skills in first graders?

Worksheets provide structured practice that reinforces letter formation, spelling, and sentence structure, helping students develop confidence and fluency in writing.

Are there any free resources available for grade 1

writing worksheets?

Yes, many educational websites offer free downloadable worksheets for grade 1 writing, including sites like Education.com, Teachers Pay Teachers, and Scholastic.

What should a typical grade 1 writing worksheet include?

A typical worksheet should include clear instructions, space for writing, and visual aids like pictures to stimulate ideas and assist with spelling.

How can parents support their child's writing using these worksheets?

Parents can set aside time to work on worksheets together, provide positive feedback, and encourage their child to share their writing to build confidence.

What topics are commonly covered in grade 1 writing worksheets?

Common topics include seasons, family, pets, favorite foods, and simple narratives about daily activities or imaginative stories.

How often should grade 1 students use writing worksheets?

Grade 1 students should use writing worksheets several times a week, aiming for a balance between guided practice and independent writing to enhance their skills.

Find other PDF article:

<https://soc.up.edu.ph/33-gist/pdf?trackid=PE119-9043&title=introduction-to-biomedical-engineering-3rd-edition.pdf>

Worksheets For Grade 1 Writing

How to factory reset a PS4 to fix issues or for resale

Mar 19, 2024 · Below are step-by-step instructions to complete a factory reset on your PS4, whether you're rocking an original model, a Slim, or a Pro.

How to Factory Reset Your PlayStation 4 - How-To Geek

Apr 28, 2016 · If you plan on selling your PlayStation 4, here's how to reset it by deactivating your PSN account and deleting all of the files on the console to put it back into factory condition.

How To Factory Reset & Wipe a PS4 before Selling

Scroll down to the “Restore Default Settings” if you want to reset everything back to factory settings, but keep your user data. If you opt for “Initialize PS4”, you will wipe the user data and restore the console to the factory settings.

How To Reset PS4 to Factory Settings (All Methods)

Jun 28, 2025 · Learn how to reset your PS4 to factory settings to erase all data. Step-by-step guide to restore default configuration for troubleshooting or resale.

PS4 Factory Reset Guide: How To Wipe A PS4

Apr 19, 2024 · Find out how to factory reset PS4 and restore its original settings. Follow this guide to hard reset your PS4 the safe way by using safe mode.

Factory Resetting Your PS4 — The Ultimate Guide [2025]

Jul 15, 2025 · What Is a Factory Reset on PS4? A factory reset, also known as initializing your PS4, restores the console to its original system state, just like when you first took it out of the box. This process deletes all user data, installed games, apps, saved data, and settings. There are two types of resets: Quick Reset: Deletes user data but keeps ...

How to do a hard reset on SONY PlayStation 4 Pro? - HardReset.info

Now, you can pick one of two methods - Restore Default Settings or Initialize PS4. Restore Default Settings will clear all of your saved data and bring your console back to its factory default settings, but will leave all data on your hard drive. This is the more secure method, but if the problem is tied to your hard drive, it won't help.

How To Factory Reset A PS4 - And When To Do It!

Jun 19, 2023 · Why And When To Factory Reset Your PS4 A factory reset is like a big broom that sweeps away all the data on your PS4. It's a good idea if your PS4 is having problems that you can't fix, or if you want to sell it or give it away. But remember, a factory reset will delete all your saved games, screenshots, and user accounts. So, make sure to backup anything you want to keep!

How to Factory Reset PS4, PS4 Slim, and PS4 Pro - Sirius Gaming

Oct 11, 2021 · Go to Settings. Look for Initialization and click this. This should be found at the very end of the list. You will find two options to factory reset your PS4: Restore Default Settings and Initialize PS4. Choose Initialize PS4. Select ' Full '. Wait for the factory reset to complete which will take a few hours.

How to Factory Reset a PlayStation 4 (PS4) - MUO

You can factory reset your PS4 to fix performance issues and eliminate potential software conflicts or corrupted data causing problems. It wipes all user data and restores the console back to its original settings.

Download Fraps 3.5.99 free version

Download the latest free version of Fraps from this page. Record video, take screenshots, and show FPS in your favourite games!

Fraps Support - FAQ

Selecting "Only update overlay once a second" will only change the frame rate counter once a second. Selecting "Save frame rate to file each second" will output the frame rate once a ...

FRAPS show fps, record video game movies, screen capture software

Want to try Fraps out on your own machine? Head on over to the free Download page. Like the

software and want to purchase the unrestricted full version? Your support is appreciated! ...

Buy Fraps - full registered version

Purchase Fraps from this page. Thank you for your purchase through PayPal! A registration/download link will be sent to as soon as we can confirm payment. This usually ...

Fraps Support - FAQ

Download FRAPS 3! Fraps has been updated with new features, many bug fixes, and an improved interface. It doesn't cost anything to get the latest version. Free users can download ...

Contact us about Fraps

Fraps relies on having the latest drivers for best performance. If you have an old version of Fraps please try the latest one that is available. Currently this is Fraps 3.5.99 If you believe your ...

301 Moved Permanently

Moved PermanentlyThe document has moved here.

News - Fraps Updates & Changelog

15th March 2011 - Fraps 3.3.3 Released Microsoft have just released a new service pack for Windows 7 and we've updated Fraps to support Windows 7 SP1. There's also a new option in ...

Buy Fraps - Site Licenses

FRAPS Site Licenses Large discounts apply for licenses of Fraps which can be installed on multiple computers at the company premises. We do ask that you specify a single point of ...

Members Area Password Reset - Fraps

Set a new password for your Fraps Members Area account.

Boost your child's writing skills with engaging worksheets for grade 1 writing! Explore fun activities to enhance creativity and expression. Learn more now!

[Back to Home](#)