







Window Blind Measuring Worksheet

BLINDS TO GO Measuring for windows requiring INSIDE mount

Important: Measure windows with a good quality 1/2" steel tape measure, providing measurements in centimeters rounded to the nearest tenth (ex. 97.4 cm), or in inches rounded to the nearest 1/8".

 Room: _____ Window location: _____ Width t: _____ Width w: _____ Width b: _____ Height t: _____ Height c: _____ Height b: _____ Depth: _____ Obstructions? _____	 Room: _____ Window location: _____ Width t: _____ Width w: _____ Width b: _____ Height t: _____ Height c: _____ Height b: _____ Depth: _____ Obstructions? _____	 Room: _____ Window location: _____ Width t: _____ Width w: _____ Width b: _____ Height t: _____ Height c: _____ Height b: _____ Depth: _____ Obstructions? _____
 Room: _____ Window location: _____ Width t: _____ Width w: _____ Width b: _____ Height t: _____ Height c: _____ Height b: _____ Depth: _____ Obstructions? _____	 Room: _____ Window location: _____ Width t: _____ Width w: _____ Width b: _____ Height t: _____ Height c: _____ Height b: _____ Depth: _____ Obstructions? _____	 Room: _____ Window location: _____ Width t: _____ Width w: _____ Width b: _____ Height t: _____ Height c: _____ Height b: _____ Depth: _____ Obstructions? _____

Window blind measuring worksheet is an essential tool for anyone looking to install new window treatments. Accurate measurements are crucial to ensure that blinds fit perfectly and function correctly. In this article, we will explore the importance of a window blind measuring worksheet, the steps involved in measuring your windows, types of window blinds, and tips for a successful measuring process.

Why a Window Blind Measuring Worksheet is Important

A window blind measuring worksheet serves several important functions:

- **Accuracy:** Helps you take precise measurements, reducing the chances of errors that can lead to improper fitting.
- **Organization:** Keeps all your measurements and notes in one place, making the selection and ordering process much easier.
- **Comparison:** Allows you to compare different window treatments and their measurements side by side.
- **Documentation:** Acts as a reference for future needs, such as replacing or adjusting your window treatments.

Creating a worksheet or utilizing a pre-made one can streamline the measuring process and ensure you don't overlook any details.

Steps to Measure Your Windows for Blinds

When measuring your windows for blinds, it is essential to follow specific steps to ensure accuracy. Below is a structured approach to measuring your windows effectively.

1. Gather Necessary Tools

Before you begin measuring, gather the following tools:

- Tape measure
- Pencil
- Paper or measuring worksheet
- Level (optional)
- Step stool (if needed)

2. Decide on Mounting Type

Before measuring, determine whether you will mount your blinds inside or outside the window frame. This decision will affect your measurements significantly.

- Inside Mount: Blinds are installed within the window frame.
- Outside Mount: Blinds are mounted outside the window frame, covering the trim.

3. Measure Inside Mount Blinds

To measure for inside mount blinds, follow these steps:

1. Measure the width:

- Take three measurements: top, middle, and bottom of the window frame.
- Record the narrowest width to ensure a snug fit.

2. Measure the height:

- Measure from the top of the window frame to the windowsill for standard height.
- For windows with protruding trim, measure to the bottom of the trim.

3. Measure the depth:

- Measure the depth of the window frame to ensure the blinds will fit without obstruction.

4. Measure Outside Mount Blinds

For outside mount blinds, follow these measuring guidelines:

1. Measure the width:

- Measure the entire width you want the blinds to cover.
- Consider adding extra width (typically 1-2 inches) to ensure complete coverage of the window and surrounding trim.

2. Measure the height:

- Measure from the top of where you want to mount the blinds to the desired bottom point (usually the windowsill).
- Similar to width, consider additional height if you want the blinds to extend beyond the window frame.

Types of Window Blinds

Understanding the different types of window blinds can help you choose the best option for your space. Here are some common types:

- **Venetian Blinds:** Horizontal slats that can be tilted to control light and privacy.
- **Vertical Blinds:** Vertical slats that are ideal for large windows or sliding glass doors.
- **Roller Blinds:** A single piece of fabric that can be rolled up or down, offering a clean look.
- **Roman Blinds:** Fabric that folds up when raised, providing warmth and elegance.
- **Cellular Shades:** Honeycomb-shaped shades that offer energy efficiency and light control.
- **Wood Blinds:** Made from real wood or faux wood, providing a natural aesthetic.

Each type of blind has its specific measuring requirements, so be sure to consider the style you prefer when using your window blind measuring worksheet.

Tips for Successful Measuring

Measuring for window blinds may seem simple, but paying attention to detail can make a significant difference in the final outcome. Here are some tips to ensure your measurements are accurate:

1. Always Measure Twice

Before finalizing your measurements, double-check your numbers. A small error can lead to costly mistakes, so it's always wise to measure twice to confirm accuracy.

2. Use a Reliable Tape Measure

Using a high-quality tape measure will help ensure that your measurements are precise. Avoid using fabric measuring tapes, as they can stretch and lead to inaccuracies.

3. Consider Window Treatment Style

Different styles of blinds may require different measurements. For example, pleated shades may need additional allowances, whereas roller shades may have specific mounting requirements.

4. Take Notes in Real-Time

As you measure, write down your measurements directly on your worksheet. This approach helps prevent misplacing your notes or forgetting details later.

5. Account for Window Hardware

If your windows have any hardware, such as curtain rods or handles, consider their placement in relation to your blinds. Ensure that your measurements account for these elements to avoid obstructions.

Conclusion

A **window blind measuring worksheet** is an indispensable tool when installing new window treatments. By following the outlined steps for measuring, understanding the different types of blinds, and applying helpful tips, you can achieve accurate measurements that lead to a perfect fit for your blinds. Whether you are redecorating or simply replacing old window treatments, taking the time to measure correctly will save you time, money, and frustration in the long run.

Frequently Asked Questions

What is a window blind measuring worksheet?

A window blind measuring worksheet is a tool used to accurately record measurements of windows to ensure that custom blinds fit properly. It typically includes spaces to note the width, height, and depth of the window.

How do I use a window blind measuring worksheet?

To use a window blind measuring worksheet, you should first gather your measuring tools, then measure the width and height of your window, including any obstructions. Record these measurements in the designated sections of the worksheet.

What measurements do I need to include on the worksheet?

You need to include the width of the window at the top, middle, and bottom, as well as the height from the top to the sill and any additional height if you're measuring for outside mount blinds.

Can I use a window blind measuring worksheet for different types of blinds?

Yes, a window blind measuring worksheet can be used for various types of blinds, including vertical, horizontal, roller, and Roman blinds. Just ensure that you follow the specific guidelines for each type when measuring.

Where can I find a window blind measuring worksheet?

You can find a window blind measuring worksheet online through home improvement websites, blind retailers, or by downloading templates from various DIY resources. Many manufacturers also provide their own versions.

Find other PDF article:

<https://soc.up.edu.ph/64-frame/files?dataid=ROk08-6187&title=ux-competitive-analysis-template.pdf>

Window Blind Measuring Worksheet

Windows - Windows & Doors - Homedepot.ca

Looking to change those old windows? Shop our collections online or in-store and find the one that is right for you at Home Depot Canada.

Windows & Doors in Montreal Installation Replacement

Our team provides expert advice on energy-efficient windows, doors, and other eligible upgrades, ensuring you effortlessly maximize Quebec's and Canada's government rebates for a more ...

Montreal Windows and Doors, Sales, Installation and Replacement

Montreal door and window experts At Porto Windows and Doors Inc. we are committed to providing our customers with professional service and exceptional quality door and window ...

3 Best Window Companies in Montreal, QC - Expert ...

Expert-recommended Top 3 Window Companies in Montreal, QC. All of our window companies actually undergo a rigorous 50-Point Inspection, which includes everything from checking ...

Aluminum doors and windows manufacturer and installer - Git ...

Durable Aluminium frame's unrivalled strength is perfect if you want big windows. This Quebec-sourced material is ultra-resistant and ideal for weathering the local climate.

Windows and Doors in Quebec | Home | Groupe Wilton Panorama

Groupe Wilton Panorama specializes in the manufacturing of windows and doors in Quebec. Quality products, competitive prices and free estimates!

Windows and Doors Manufacturer | UNISSON GROUPE MONTREAL INC

We're thrilled to announce Unisson Group's participation at the Montreal National Home Show from March 7-10, 2024, at the Palais des congrès in Montréal, QC.

Window repair in Montreal | Basco Montreal

ANTHONY MALORNI 4064 rue Alfred-Laliberté Boisbriand (QC) J7H 1P8 Canada 514 241-9686
Basco franchises head office also has an experienced team in the field, offering restoration, ...

pftimberline - Windows and Doors Replacement Montreal

The Rénoclimat program in Quebec, Canada Starting on May 1, 2024, this program helps you, as a homeowner, make your home more energy efficient by offering you \$150 per energy star ...

Door and window manufacturer | Portes et Fenêtres Verdun

In addition to working with well-known Quebec manufacturers, we have our own factory in Saint-Bruno. We design windows in a variety of styles, made of PVC or hybrid PVC and aluminum, ...

Windows - Windows & Doors - Homedepot.ca

Looking to change those old windows? Shop our collections online or in-store and find the one that is right for you at Home Depot Canada.

Windows & Doors in Montreal Installation Replacement

Our team provides expert advice on energy-efficient windows, doors, and other eligible upgrades, ensuring you effortlessly maximize Quebec's and Canada's government rebates for a more ...

Montreal Windows and Doors, Sales, Installation and Replacement

Montreal door and window experts At Porto Windows and Doors Inc. we are committed to providing our customers with professional service and exceptional quality door and window ...

3 Best Window Companies in Montreal, QC - Expert ...

Expert-recommended Top 3 Window Companies in Montreal, QC. All of our window companies actually undergo a rigorous 50-Point Inspection, which includes everything from checking ...

Aluminum doors and windows manufacturer and installer - Git ...

Durable Aluminium frame's unrivalled strength is perfect if you want big windows. This Quebec-sourced material is ultra-resistant and ideal for weathering the local climate.

Windows and Doors in Quebec | Home | Groupe Wilton Panorama

Groupe Wilton Panorama specializes in the manufacturing of windows and doors in Quebec. Quality products, competitive prices and free estimates!

Windows and Doors Manufacturer | UNISSON GROUPE MONTREAL INC

We're thrilled to announce Unisson Group's participation at the Montreal National Home Show from March 7-10, 2024, at the Palais des congrès in Montréal, QC.

Window repair in Montreal | Basco Montreal

ANTHONY MALORNI 4064 rue Alfred-Laliberté Boisbriand (QC) J7H 1P8 Canada 514 241-9686

Basco franchises head office also has an experienced team in the field, offering restoration, ...

pftimberline - Windows and Doors Replacement Montreal

The Rénoclimat program in Quebec, Canada Starting on May 1, 2024, this program helps you, as a homeowner, make your home more energy efficient by offering you \$150 per energy star ...

Door and window manufacturer | Portes et Fenêtres Verdun

In addition to working with well-known Quebec manufacturers, we have our own factory in Saint-Bruno. We design windows in a variety of styles, made of PVC or hybrid PVC and aluminum, ...

"Get precise measurements with our free window blind measuring worksheet. Simplify your blind installation process today! Learn more to get started!"

[Back to Home](#)