









Worksheet This That These Those

NAME: _____		DATE: _____	
This That These Those			
<i>Look at the picture and choose the correct word.</i>			
this	that	this	that
			
these	those	these	those
			
this	these	that	those
			
this	that	these	those
			
www.Games4esl.com			

Worksheet this that these those is an essential tool for students and educators alike, focusing on demonstrative pronouns and adjectives in the English language. Understanding the usage of "this," "that," "these," and "those" is crucial for effective communication and clarity in both written and spoken English. This article will explore the definitions, differences, examples, and exercises related to these demonstrative words, providing a comprehensive worksheet that can be used in various educational settings.

Understanding Demonstrative Pronouns and Adjectives

Demonstrative pronouns and adjectives are words used to point to specific things or people. They help specify whether the objects being referred to are near or far, singular or plural.

Definitions

1. **This:** Used to refer to a singular noun that is close to the speaker.
- Example: "This book is interesting."
2. **That:** Used to refer to a singular noun that is farther away from the speaker.
- Example: "That car over there is fast."
3. **These:** Used to refer to plural nouns that are close to the speaker.
- Example: "These apples are fresh."
4. **Those:** Used to refer to plural nouns that are farther away from the speaker.
- Example: "Those mountains look beautiful."

Usage Contexts

Understanding when to use these demonstrative words is important in both everyday conversation and formal writing. Here are some contexts where each term may be used:

- **This:**
 - When introducing a topic: "This is what I want to discuss today."
 - When presenting an object: "This pen writes smoothly."
- **That:**
 - When making a comparison: "That car is faster than this one."
 - When referring to something previously mentioned: "You mentioned a book; that one was fascinating."
- **These:**
 - When talking about items you are holding: "These shoes are new."
 - When discussing a group of people: "These students are hardworking."
- **Those:**
 - When referring to items in the distance: "Those stars are bright tonight."
 - When talking about a group previously mentioned: "Those ideas were innovative."

Examples in Sentences

To further clarify the usage of "this," "that," "these," and "those," here are more examples in complete sentences:

1. This:
 - "This is my favorite restaurant."
 - "Can you pass me this pencil?"
2. That:
 - "That sounds like a great plan."
 - "I can't believe that happened yesterday."
3. These:
 - "These cookies are delicious."
 - "I love these pictures from our vacation."
4. Those:
 - "Those are the best days of my life."
 - "I remember those times fondly."

Common Mistakes

Even native English speakers can occasionally misuse these demonstrative words. Here are some common mistakes to be aware of:

- Confusing this and that: Remember that "this" refers to something nearby, while "that" refers to something further away.
- Using these for singular nouns: "These" is always plural, so saying "These is my cat" is incorrect.
- Misapplying those when referring to a singular object: "Those is my book" should be corrected to "That is my book."

Worksheet Activities

To help students practice and reinforce their understanding of "this," "that," "these," and "those," here are some engaging worksheet activities:

Activity 1: Fill in the Blanks

Provide sentences with blanks for students to fill in with the appropriate demonstrative word:

1. _____ (this/that) is my favorite movie.

2. Can you see _____ (these/those) birds flying?
3. I bought _____ (this/that) dress yesterday.
4. _____ (These/Those) are the best cookies I've ever had.

Activity 2: Matching Exercise

Create a matching exercise where students match sentences to the correct demonstrative word:

- Column A:

1. I saw a cat over there.
2. I have some new shoes.
3. Can you hold this for me?
4. I remember those days clearly.

- Column B:

- a. These
- b. That
- c. This
- d. Those

Activity 3: Sentence Creation

Ask students to create their own sentences using each of the demonstrative words. Encourage creativity and variety. For example:

- This: "This flower smells wonderful."
- That: "That story was captivating."
- These: "These friends have been with me forever."
- Those: "Those jokes always make me laugh."

Conclusion

The use of demonstrative pronouns and adjectives, namely this, that, these, and those, plays a vital role in effective communication. Mastering their usage not only enhances clarity but also enriches one's vocabulary and expression in both written and spoken English. Worksheets designed to practice these words are excellent resources for educators and students, providing structured activities that promote understanding and retention.

By incorporating these activities into lesson plans, teachers can facilitate a deeper comprehension of the differences and applications of these demonstrative terms. Through consistent practice, students will become more proficient in distinguishing between and using "this," "that," "these," and "those" accurately in various contexts.

Frequently Asked Questions

What is the purpose of using 'this' and 'that' in worksheets?

The purpose of using 'this' and 'that' in worksheets is to help learners distinguish between items that are close to them ('this') and items that are further away ('that').

How can I explain the difference between 'these' and 'those' to students?

You can explain that 'these' refers to multiple items that are close by, while 'those' refers to multiple items that are further away.

Can you provide an example of a sentence using 'this'?

'This is my favorite book.'

What activities can be included in a worksheet about 'this', 'that', 'these', and 'those'?

Activities can include matching items to pictures, fill-in-the-blank sentences, and sorting exercises where students categorize items based on proximity.

How can visual aids enhance understanding of 'this', 'that', 'these', and 'those'?

Visual aids can enhance understanding by providing clear examples of items in close and far proximity, helping students visualize the concepts.

What age group is suitable for using worksheets on 'this', 'that', 'these', and 'those'?

Worksheets on 'this', 'that', 'these', and 'those' are suitable for early elementary students, typically around ages 5 to 8.

Are there any online resources for creating worksheets on 'this', 'that', 'these', and 'those'?

Yes, there are several online platforms such as Canva, Teachers Pay Teachers, and education-focused websites that offer templates for creating such worksheets.

How can I assess student understanding of 'this', 'that', 'these', and 'those'?

You can assess understanding through quizzes, oral questioning, or by having students complete worksheets that require them to use the terms correctly in context.

What common mistakes do students make when learning 'this', 'that', 'these', and 'those'?

Common mistakes include confusing 'this' with 'that' and mixing up singular and plural forms, such as using 'this' for multiple items.

Can you suggest a fun game to reinforce the use of 'this', 'that', 'these', and 'those'?

A fun game could be 'I Spy', where students take turns describing items in the classroom using 'this', 'that', 'these', or 'those' to reinforce their understanding.

Find other PDF article:

<https://soc.up.edu.ph/17-scan/pdf?ID=Tre18-1100&title=diagram-of-old-testament-tabernacle.pdf>

Worksheet This That These Those

Makro ausführen, wenn Zellinhalt sich ändert | HERBERS Excel Forum

Feb 6, 2008 · Schritt-für-Schritt-Anleitung Um ein VBA-Makro auszuführen, wenn sich der Inhalt einer Zelle ändert, kannst du die ...

Sheets vs. Worksheets | HERBERS Excel Forum

Aug 27, 2002 · sheets: Eine Auflistung aller Blätter in der angegebenen oder aktiven Arbeitsmappe. Die Sheets-Auflistung kann ...

Beispiele zum Einsatz des SelectionChange-Ereignisses | Her...

In 15 Tabellenblättern werden Beispiele zum Einsatz des SelectionChange-Ereignisses gezeigt.

Blatt löschen ohne Nachfrage per VBA | HERBERS Excel Forum

Jan 21, 2004 · Schritt-für-Schritt-Anleitung Um ein Blatt in Excel ohne Nachfrage zu löschen, kannst Du folgende Schritte befolgen: Öffne ...

Per VBA Tabellenblatt umbenennen | HERBERS Excel Forum

Apr 27, 2006 · Alternative Methoden Wenn Du Excel ohne VBA verwenden möchtest, kannst Du ein Tabellenblatt manuell umbenennen: ...

Makro ausführen, wenn Zellinhalt sich ändert | HERBERS Excel Forum

Feb 6, 2008 · Schritt-für-Schritt-Anleitung Um ein VBA-Makro auszuführen, wenn sich der Inhalt einer Zelle ändert, kannst du die Worksheet_Change -Ereignisprozedur verwenden. Folge diesen ...

[Sheets vs. Worksheets | HERBERS Excel Forum](#)

Aug 27, 2002 · sheets: Eine Auflistung aller Blätter in der angegebenen oder aktiven Arbeitsmappe. Die Sheets-Auflistung kann Chart-oder Worksheet-Objekte enthalten. Über die Sheets ...

Beispiele zum Einsatz des SelectionChange-Ereignisses | Herbers ...

In 15 Tabellenblättern werden Beispiele zum Einsatz des SelectionChange-Ereignisses gezeigt.

[Blatt löschen ohne Nachfrage per VBA | HERBERS Excel Forum](#)

Jan 21, 2004 · Schritt-für-Schritt-Anleitung Um ein Blatt in Excel ohne Nachfrage zu löschen, kannst Du folgende Schritte befolgen: Öffne den VBA-Editor: Drücke ALT + F11, um den VBA ...

Per VBA Tabellenblatt umbenennen | HERBERS Excel Forum

Apr 27, 2006 · Alternative Methoden Wenn Du Excel ohne VBA verwenden möchtest, kannst Du ein Tabellenblatt manuell umbenennen: Klicke mit der rechten Maustaste auf das Tab des ...

[Worksheets.Select | HERBERS Excel Forum](#)

Jul 23, 2014 · ich möchte gerne das im Arbeitsblatt Bemessung das Private Sub Worksheet_SelectionChange (ByVal Target As Range) so ausgeführt wird, dass der geänderte ...

Für Profis:Worksheet_Change und SelectionChange | HERBERS ...

Nov 11, 2003 · FAQ: Häufige Fragen 1. Was ist der Unterschied zwischen Worksheet_Change und Worksheet_SelectionChange? Worksheet_Change wird ausgelöst, wenn der Inhalt einer Zelle ...

ActiveSheet.Protect mit weiteren Optionen | HERBERS Excel Forum

Sep 26, 2002 · Was ist der Unterschied zwischen Protect und Worksheet.Protect? Beide Befehle dienen dem Zweck, ein Arbeitsblatt zu schützen, jedoch wird Worksheet.Protect häufig ...

[Überprüfen, ob Tabellenblatt existiert. | HERBERS Excel Forum](#)

4 Beiträge Anzeige Überprüfen ob Worksheet vorhanden Nermin Hallo liebe Community, ich hatte schonmal eine Frage gehabt zu diesem Thema, da wurde mir wunderbar geholfen. Jetzt ists ein ...

[Sheet kopieren und umbenennen \(VBA\) | HERBERS Excel Forum](#)

Mar 19, 2009 · Das erste WS lautet auf "01.2009". Demnach möchte ich nach dem Kopieren das neue WS auf "02.2009" umbenennen und dieses im nächsten Monat (überraschenderweise) auf ...

Master the use of 'this

[Back to Home](#)