




# Worksheets On Subtraction For Grade 1



## Subtraction of Numbers

Subtract the given numbers and write the answer in the box provided.

1) $12 - 7 =$ <input type="text"/>	8) $23 - 2 =$ <input type="text"/>
2) $13 - 8 =$ <input type="text"/>	9) $14 - 12 =$ <input type="text"/>
3) $11 - 9 =$ <input type="text"/>	10) $7 - 6 =$ <input type="text"/>
4) $12 - 3 =$ <input type="text"/>	11) $10 - 8 =$ <input type="text"/>
5) $10 - 5 =$ <input type="text"/>	12) $15 - 12 =$ <input type="text"/>
6) $8 - 5 =$ <input type="text"/>	13) $18 - 8 =$ <input type="text"/>
7) $11 - 1 =$ <input type="text"/>	14) $5 - 4 =$ <input type="text"/>



**Worksheets on subtraction for grade 1** are essential tools that help young learners develop their mathematical skills. At this stage, first graders are introduced to basic subtraction concepts, and worksheets serve as an effective way to reinforce these skills. In this article, we will explore the importance of subtraction worksheets, effective strategies for teaching subtraction, types of worksheets available, and tips for parents and educators on how to utilize these resources effectively.

## The Importance of Subtraction Worksheets in Grade 1

Subtraction worksheets play a vital role in building a strong mathematical foundation for first graders. Here are several reasons why they are important:

- **Skill Reinforcement:** Worksheets provide students with the opportunity to practice and reinforce their subtraction skills, ensuring they understand the concepts thoroughly.
- **Variety of Problems:** They come in different formats, allowing teachers to offer diverse problem types that cater to various learning styles.
- **Immediate Feedback:** Students can check their answers and receive immediate feedback, which is crucial for learning and improvement.
- **Preparation for Future Concepts:** Mastery of subtraction lays the groundwork for more complex mathematical operations in later grades.

## Effective Strategies for Teaching Subtraction

To maximize the benefits of subtraction worksheets, educators and parents can implement several effective teaching strategies:

### 1. Use Visual Aids

Visual aids such as counters, number lines, and drawings can help first graders understand the concept of subtraction. For example, using counters to represent objects can help students visualize how many are left after a certain number are taken away.

### 2. Incorporate Games

Engaging students through games can make learning subtraction fun. Incorporating worksheets with game-like elements, such as puzzles or matching exercises, can enhance interest and motivation.

### 3. Break Down Problems

Encourage students to break down subtraction problems into smaller, more manageable parts. This step-by-step approach can help them feel less overwhelmed and build confidence.

### 4. Relate to Real-Life Situations

Using real-life examples, such as sharing snacks or toys, can help students understand the practical application of subtraction. Worksheets that incorporate real-life scenarios can make the learning process more relatable.

# Types of Worksheets on Subtraction for Grade 1

There are various types of subtraction worksheets designed specifically for grade 1 students. Here are some popular options:

## 1. Basic Subtraction Problems

These worksheets typically feature simple subtraction problems that require students to subtract one-digit numbers. For example:

$$\begin{array}{l} - 5 - 2 = \_\_ \\ - 7 - 3 = \_\_ \end{array}$$

## 2. Subtraction with Pictures

Worksheets that include images or illustrations can help students visualize subtraction. For instance, a worksheet may show three apples, and the question could ask, "If you eat one apple, how many are left?"

## 3. Fill-in-the-Blank Subtraction

These worksheets present subtraction problems with missing numbers. Students must fill in the blanks, which encourages critical thinking and problem-solving skills. For example:

$$- 6 - \_\_ = 4$$

## 4. Word Problems

Subtraction word problems help students apply their skills to real-life situations. For example, "Maria had 10 candies, and she gave 3 to her friend. How many candies does she have left?"

## 5. Subtraction Drills

These worksheets focus on speed and accuracy, providing students with a series of subtraction problems to solve within a set time frame. This can help improve fluency in subtraction.

## Tips for Parents and Educators

To make the most of subtraction worksheets, here are some practical tips for parents and educators:

## 1. Create a Routine

Establish a regular schedule for practicing subtraction with worksheets. Consistency is key in helping students retain information and improve their skills.

## 2. Encourage Independence

While it's important to provide guidance, encourage students to work independently on worksheets. This promotes self-confidence and helps them develop problem-solving skills.

## 3. Review Mistakes

Go over completed worksheets with students to review any mistakes. Discussing errors helps students understand where they went wrong and reinforces learning.

## 4. Celebrate Achievements

Recognize and celebrate when students complete worksheets successfully. Positive reinforcement can motivate them to continue practicing and improve their skills.

## 5. Provide Extra Resources

Supplement classroom learning with additional resources such as online worksheets, interactive games, and educational apps focused on subtraction. These resources can provide variety and keep students engaged.

## Conclusion

**Worksheets on subtraction for grade 1** are invaluable tools that aid in the development of essential math skills. By understanding their importance and utilizing effective teaching strategies, various types of worksheets, and practical tips, parents and educators can create a supportive learning environment. This will not only enhance students' understanding of subtraction but also foster a lifelong love for mathematics. With the right resources and encouragement, first graders can build a solid foundation that will serve them well in their future academic endeavors.

## **Frequently Asked Questions**

### **What are some effective strategies for teaching subtraction to grade 1 students using worksheets?**

Using visual aids like number lines and counters, incorporating interactive elements such as coloring or matching, and providing real-life scenarios can help teach subtraction effectively.

### **How can worksheets on subtraction be differentiated for diverse learners in grade 1?**

Worksheets can be differentiated by offering varying levels of difficulty, providing manipulatives for hands-on practice, and including visual support for students who need it.

### **What types of subtraction problems should be included in grade 1 worksheets?**

Worksheets should include simple subtraction problems involving numbers 0-20, word problems, and exercises that require drawing or using objects to visualize subtraction.

### **How can parents support their grade 1 children with subtraction worksheets at home?**

Parents can engage in guided practice, encourage verbal explanations of the subtraction process, and create fun games that reinforce subtraction skills using everyday objects.

### **What is the importance of using worksheets for subtraction practice in grade 1?**

Worksheets provide structured practice, reinforce learning through repetition, and help assess students' understanding and mastery of subtraction concepts.

### **How can teachers assess the effectiveness of subtraction worksheets used in grade 1?**

Teachers can review completed worksheets for accuracy, observe student engagement during activities, and use informal assessments to gauge understanding.

### **What themes can be incorporated into subtraction worksheets for grade 1 to make them more engaging?**

Themes like animals, space, seasons, or favorite characters can be used to create engaging subtraction problems that capture students' interests.

### **Should subtraction worksheets for grade 1 include regrouping**

## problems?

No, subtraction worksheets for grade 1 should focus on basic subtraction without regrouping, as students are still developing foundational skills.

## What tools can be included in subtraction worksheets to aid learning for grade 1 students?

Incorporating tools such as ten frames, counters, or interactive elements like cut-out pieces can be helpful for visualizing and solving subtraction problems.

## How can technology be integrated into subtraction worksheets for grade 1?

Teachers can use educational software or apps that feature interactive subtraction games, allowing students to practice skills in a fun and engaging digital format.

Find other PDF article:

<https://soc.up.edu.ph/35-bold/pdf?trackid=EoK85-8812&title=just-babies-the-origins-of-good-and-evil.pdf>

## Worksheets On Subtraction For Grade 1

Tractor Supply Co. Store Locator : Learn Store Hours, Find Addre...

Find a Tractor Supply Company Store near you. Browse the TSC store locator to find address, hours and store services. ...

**Tractor Supply Company Locations & Hours Near Chicag...**

Find 28 listings related to Tractor Supply Company in Chicago on YP.com. See reviews, photos, directions, phone ...

**Chicago Heights, IL, USA, TRACTOR SUPPLY Store Locatio...**

Chicago Heights, IL, USA, TRACTOR SUPPLY Store Locations, Map View. Enter ZIP Code, City or State. Find Tractor ...

**Tractor Supply Chicago, IL - Last Updated July 2025 - Yelp**

Extremely reasonable prices on repairs & can fix virtually ANYTHING! This will be the ONLY repair shop I will ever take any of ...

**Illinois Tractor Supply Store Locations**

Find a Tractor Supply Store in Illinois. Browse addresses, hours and services for TSC Illinois stores.

Bienvenido a Edenred Secure

Bienvenidos a la extranet para clientes de Edenred. ¿Olvidaste tu contraseña?

## **Cientes - Edenred México**

Edenred Secure SSO. Accede a las plataformas de Edenred, para realizar pedidos de saldos y tarjetas, descargar facturas y demás funcionalidades.

## **Edenred Wallet**

Usualmente están configuradas para responder a acciones hechas por usted para recibir servicios, tales como ajustar sus preferencias de privacidad, iniciar sesión en el sitio, o llenar formularios. Usted puede configurar su navegador para bloquear o alertar la presencia de estas cookies, pero algunas partes del sitio web no funcionarán.

## **Cientes Edenred - Accede a tu cuenta online**

Si eres cliente de Edenred, accede a tu cuenta desde aquí y realiza tus consultas y operaciones de forma fácil y rápida.

## **Portal Afiliados - apps.edenred.com**

En este portal de acceso exclusivo podrás monitorear reembolsos y transacciones, y acceder a todas las ventajas que te ofrece Edenred por ser parte de su red.

## **Inicio de sesión - pedidos.edenred.com.mx**

Regístrese aquí. ¿Desea cambiar su NIP? Hágalo aquí. ¿Olvido su NIP? Recupérelo aquí.

## **Edenred - Inicio sesión**

¿Por qué elegir Edenred? Noticias y espacio RRHH Preguntas frecuentes [www.becaticketjunaeb.cl](http://www.becaticketjunaeb.cl)

## *Edenred - Login*

¿Olvidaste tu contraseña? | ¿Eres nuevo? Regístrate aquí.

## **Edenred en Línea**

¿Olvidaste tu contraseña?

## Edenred - Aplicaciones en Google Play

Es una plataforma simple en la que podés mantenerte conectado, acceder a todas tus tarjetas Edenred y a tu historial de transacciones. Descargá, iniciá sesión y disfrutá de la experiencia hoy...

Discover engaging worksheets on subtraction for grade 1 that make learning fun! Enhance your child's math skills today. Learn more for effective resources!

[Back to Home](#)