

What To Know For Apush Exam

APUSH Exam 250 things to know questions with complete solutions

Jamestown 1607 correct answer: Colony in Virginia, The first successful settlement in the Virginia colony founded in May, 1607. Harsh conditions nearly destroyed the colony. The settlement became part of the Joint Stock Virginia Company of London in 1620. Grew to be a prosperous shipping port.

First Africans brought to Virginia 1619 correct answer: The Africans became indentured servants, similar in legal position to many poor Englishmen who traded several years labor in exchange for passage to America. With the success of tobacco planting, African Slavery was legalized in Virginia and Maryland, becoming the foundation of the Southern agrarian economy.

Mayflower compact 1620 correct answer: The FIRST CONSTITUTION OF THE USA! This document was drafted in 1620 prior to settlement by the Pilgrims at Plymouth Bay in Massachusetts. It declared that the settlers agreed to accept majority rule and participate in a government in the best interest of all members of the colony. This agreement set the precedent for later documents outlining commonwealth rule. Pledged loyalty to the King.

Great Migration of Puritans to Massachusetts 1630s & 1640s correct answer: Puritans wanted to remove all "taints" from the Church of England. Feared individualistic behavior and formed communities of support and assumed responsibility for all

What to Know for APUSH Exam

The Advanced Placement United States History (APUSH) exam is a challenging assessment that evaluates students' understanding of U.S. history from pre-Columbian times to the present day. As one of the most popular AP exams, it is crucial for students to be well-prepared to achieve a high score. This comprehensive article will cover essential information, study strategies, and tips that every student should know while preparing for the APUSH exam.

Understanding the APUSH Exam Structure

Before diving into study strategies, it's important to understand the structure of the APUSH exam. The exam consists of two main sections: multiple-choice questions and free-response questions.

Section 1: Multiple-Choice Questions

- Format: This section includes 55 multiple-choice questions, which account for 40% of the total score.
- Content: Questions will cover various historical periods, themes, and concepts outlined in the APUSH curriculum framework.
- Time: Students have 55 minutes to complete this section.

Section 2: Free-Response Questions

- Format: This section includes three types of questions: a document-based question (DBQ), a long essay question, and a short answer question.
- Content:
 - DBQ: This requires students to analyze historical documents and use them to construct a coherent argument.
 - Long Essay: Students must respond to a prompt by developing an argument supported by historical evidence.
 - Short Answer: This consists of three questions, which may require brief responses based on specific historical scenarios or concepts.
- Time: Students have 130 minutes to complete this section, including 15 minutes for planning the DBQ.

Key Historical Themes and Periods

A successful APUSH exam preparation involves a thorough understanding of the key themes and periods in U.S. history. Familiarize yourself with the following major themes:

1. American Identity: How have diverse groups contributed to American culture and identity?
2. Politics and Power: Examine the development of political institutions and the impact of political movements.
3. Work, Exchange, and Technology: Understand the evolution of the American economy and labor systems.
4. America in the World: Analyze the United States' foreign relations and its role on the global stage.
5. Environment and Geography: Study the impact of geography on historical events and social development.

6. Ideas, Beliefs, and Culture: Explore the influence of religion, philosophy, and art on American society.

Periods to Focus On

The APUSH curriculum is divided into nine historical periods, each with its own key events and themes. Here's a brief overview:

1. Period 1: 1491-1607 - Pre-Columbian societies and European exploration.
2. Period 2: 1607-1754 - Colonization and the development of colonial societies.
3. Period 3: 1754-1800 - The American Revolution and the establishment of a new nation.
4. Period 4: 1800-1848 - Expansion, reform movements, and the emergence of political parties.
5. Period 5: 1844-1877 - The Civil War, Reconstruction, and the challenges of nation-building.
6. Period 6: 1865-1898 - Industrialization, urbanization, and the rise of big business.
7. Period 7: 1890-1945 - Progressive reforms, World Wars, and the Great Depression.
8. Period 8: 1945-1980 - The Cold War, civil rights movement, and social change.
9. Period 9: 1980-Present - Contemporary America and globalization.

Effective Study Strategies

To prepare effectively for the APUSH exam, consider implementing the following study strategies:

1. Create a Study Schedule

- Plan Ahead: Design a study schedule that breaks down your preparation into manageable daily or weekly goals.
- Review Regularly: Set aside time each week to review different periods or themes to reinforce your understanding.

2. Use Reliable Study Materials

- Textbooks: Utilize APUSH textbooks that align with the College Board's curriculum framework.
- Online Resources: Websites like Khan Academy, AP Classroom, and various educational YouTube channels offer valuable resources.

- Review Books: Consider using AP review books such as Barron's or Princeton Review for additional practice questions and explanations.

3. Take Practice Exams

- Simulate Exam Conditions: Take full-length practice exams under timed conditions to familiarize yourself with the format and pacing.
- Analyze Your Performance: Review your answers to understand your mistakes and identify areas where you need improvement.

4. Form Study Groups

- Collaborate with Peers: Study groups can provide different perspectives and allow for discussion of complex topics.
- Teach Others: Explaining concepts to your peers can reinforce your understanding and retention.

5. Focus on Writing Skills

- Practice Writing Essays: Regularly practice writing DBQs and long essays to improve your writing skills and argumentation.
- Use Historical Evidence: Ensure you back up your claims with specific historical evidence and examples.

Test-Day Tips

As you approach the exam date, consider the following tips to ensure you are prepared for success on test day:

1. Get Plenty of Rest

- Sleep Well: Ensure you get a good night's sleep before the exam to help with focus and concentration.

2. Arrive Early

- Plan Your Journey: Arrive at the test center early to avoid any last-minute stress.

3. Bring Necessary Supplies

- Materials: Bring required materials such as pencils, erasers, a clear water bottle, and an acceptable calculator (for sections that allow it).
- ID: Don't forget to bring your student ID and any other necessary identification.

4. Manage Your Time Wisely

- Pacing: Keep an eye on the time during the exam and allocate enough time for each section, especially the free-response questions.
- Review: If time permits, review your answers to ensure accuracy.

Conclusion

Preparing for the APUSH exam requires a comprehensive understanding of U.S. history, effective study strategies, and proper test-day preparation. By familiarizing yourself with the exam structure, focusing on key themes and periods, and employing solid study habits, you can significantly enhance your chances of achieving a high score. Start preparing early, stay organized, and approach the exam with confidence, knowing that your hard work will pay off. Good luck!

Frequently Asked Questions

What are the key themes I should focus on when studying for the APUSH exam?

You should focus on themes such as American identity, politics and power, work, exchange, and technology, culture and society, geography and the environment, and America in the world.

How can I effectively prepare for the Document-Based Question (DBQ) section of the APUSH exam?

To prepare for the DBQ, practice analyzing primary sources, developing a clear thesis, and organizing your response with specific evidence from the documents, while also incorporating outside knowledge.

What is the best way to manage my time during the

APUSH exam?

Allocate your time wisely by spending about 55 minutes on the multiple-choice section, 45 minutes on the short answer section, 60 minutes on the DBQ, and 40 minutes on the long essay, ensuring you leave time for review.

Which historical periods are most heavily tested on the APUSH exam?

While all periods are important, recent exams have placed a strong emphasis on periods 4 through 8 (1800-1945), including themes around industrialization, civil rights, and foreign policy.

What resources are recommended for studying for the APUSH exam?

Recommended resources include the College Board's official APUSH course description, review books like 'Cracking the AP U.S. History Exam' by Princeton Review, and online platforms such as Khan Academy.

How can I improve my writing skills for the long essay question on the APUSH exam?

To improve your writing skills, practice crafting clear and concise thesis statements, develop coherent arguments supported by specific historical evidence, and work on organizing your essays logically.

Find other PDF article:

<https://soc.up.edu.ph/67-blur/files?dataid=TeK63-6970&title=world-economic-forum-t-shirt.pdf>

What To Know For Apush Exam

2025 Best National Universities | US News Rank...

Compare the top national universities in the U.S. Learn more about the best national universities to find the right ...

Ranked: The top 100 universities in the USA

Aug 27, 2024 · These are the top 100 US universities, based upon the QS World University Rankings 2024. Find out ...

Forbes America's Top Colleges List 2025 - Best US Universiti...

Search the Forbes 2024-2025 list of America's Top Colleges, ranking the best universities in the US based on ...

Best Colleges 2025 | College Ranking List | The Princeto...

Our list of best colleges is based on ratings from 168,000 real students across the country to find out what ...

2025 Best Colleges in America - Niche

The Best Colleges ranking is based on rigorous analysis of academic, admissions, financial, and student ...

torch.profiler -

Sep 24, 2024 · torch.profiler on PyTorch GPU torch.profiler ...

[torch.profiler](#) — PyTorch 2.7 documentation

18 hours ago · PyTorch Profiler is a tool that allows the collection of performance metrics during training and inference. Profiler's context manager API can be used to better understand what ...





PyTorch Profiler PyTorch ...

Jun 12, 2024 · torch.profiler PyTorch CPU/GPU torch.profiler ...

the new and improved performance tool - PyTorch

Mar 25, 2021 · Developed as part of a collaboration between Microsoft and Facebook, the PyTorch Profiler is an open-source tool that enables accurate and efficient performance analysis and ...

torch.profiler — PyTorch 2.7 — PyTorch

Apr 27, 2025 · PyTorch Profiler  Profiler  API 
 ...

Quentin-Anthony/torch-profiling-tutorial - GitHub

Jul 10, 2025 · We will cover how to use the PyTorch profiler to identify performance bottlenecks, understand GPU efficiency metrics, and perform initial optimizations. The torch profiler is my go ...

PyTorch Profiler — PyTorch Tutorials 2.7.0+cu126 documentation

1 day ago · PyTorch includes a simple profiler API that is useful when the user needs to determine the most expensive operators in the model. In this recipe, we will use a simple Resnet model to ...




PyTorch torch.profiler ...

Apr 18, 2025 · torch profilerPyTorchtorch.profilerCPUGPU

pytorch profiler tutorials -

Jan 5, 2024 · Profiler API long-running jobs training loops trace file
1 schedule ...

PyTorch Profiler - 0000000000

Apr 28, 2025 · PyTorch Profiler  PyTorch autograd profiler    torch.profiler  autograd profiler  API  Profiler  GPU  ...

Prepare for your APUSH exam with essential tips and key concepts. Discover what to know for APUSH exam success and enhance your study strategy today!

[Back to Home](#)