

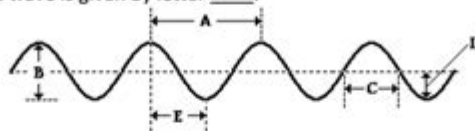
Wave Interference Worksheet Answers

Name: _____ Period: _____ Date: _____

Wave Interference Worksheet


Total Points: ____ / 45

1. The wavelength of the wave in the diagram below is given by letter ____ and the amplitude of the wave is given by letter ____ (2)

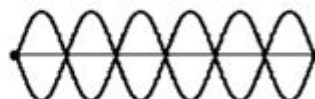



2. A sine curve that represents a transverse wave is drawn below. Use the centimeter ruler to measure the wavelength and amplitude of the wave (include units) (2)

a. Wavelength: _____ b. Amplitude: _____



3. How many nodes and antinodes are in each of these diagrams? (4)

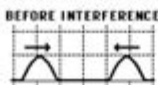


Nodes: _____ Antinodes: _____ Nodes: _____ Antinodes: _____

4. **True or False:** _____ Constructive interference occurs when a crest meets up with another crest at a given location along the medium. (1)

5. **True or False:** _____ Destructive interference occurs when a trough meets up with another trough at a given location along the medium. (1)

6. Determine whether the following diagram will produce constructive, destructive, or complete destructive interference, and explain why. What is the height of the resulting amplitude? (3)



Points: ____ / 13

Wave interference worksheet answers are essential for students studying wave phenomena in physics. Understanding wave interference is a fundamental concept that illustrates how waves interact with one another. Whether it involves constructive or destructive interference, mastering these concepts is crucial for students looking to excel in their physics coursework. This article will delve into the principles of wave interference, explore various types of interference, provide practical examples, and ultimately present answers to common worksheet problems related to wave interference.

Understanding Wave Interference

Wave interference occurs when two or more waves meet while traveling through a medium. The result of this interaction can lead to various observable effects, primarily categorized into two types: constructive interference and destructive interference.

1. Constructive Interference

Constructive interference happens when two waves meet in phase, meaning their peaks (crests) and troughs align with one another. When this occurs, the resulting wave has a greater amplitude than the individual waves. The key characteristics of constructive interference include:

- Increased Amplitude: The amplitude of the resulting wave is the sum of the amplitudes of the individual waves.
- In-Phase Waves: The condition for constructive interference is that the path difference between the two waves is an integer multiple of the wavelength ($n\lambda$, where n is an integer).
- Example: If two waves with amplitudes of 2 units meet in phase, the resulting wave will have an amplitude of 4 units.

2. Destructive Interference

Destructive interference occurs when two waves are out of phase, meaning the crest of one wave aligns with the trough of another. This results in a smaller amplitude, and in some cases, complete cancellation can occur if the waves have equal amplitudes. The characteristics of destructive interference include:

- Decreased Amplitude: The amplitude of the resulting wave is the difference between the amplitudes of the individual waves.
- Out-of-Phase Waves: The condition for destructive interference is that the path difference is an odd multiple of half the wavelength ($(2n + 1)\lambda/2$).
- Example: If two waves with amplitudes of 3 units and 3 units respectively meet out of phase, the resulting amplitude can be 0 units, resulting in complete cancellation.

Types of Wave Interference

Wave interference can occur with various types of waves, including sound waves, light waves, and water waves. Each type exhibits unique characteristics, but the principles of constructive and destructive interference remain consistent.

1. Interference of Sound Waves

In sound waves, interference can lead to phenomena such as beats, which occur when two sound waves of slightly different frequencies interfere with each other. The characteristics of sound wave interference include:

- Beats: The phenomenon of alternating loud and soft sounds due to the constructive and destructive interference of sound waves.
- Applications: This principle is used in musical tuning and acoustics.

2. Interference of Light Waves

Light waves exhibit interference patterns that can be observed through experiments such as Young's double-slit experiment. Key points include:

- Fringe Patterns: Bright and dark fringes result from constructive and destructive interference of light waves.
- Wavelength Dependency: The spacing of the fringes depends on the wavelength of the light and the distance between the slits.

3. Interference of Water Waves

Water waves also exhibit interference patterns, especially when generated by sources that are coherent. The characteristics include:

- Ripple Patterns: Interference can create complex patterns of ripples on the surface of the water.
- Wave Behavior: The principles of interference apply similarly to waves in fluids, demonstrating the versatility of wave phenomena.

Common Worksheet Problems and Answers

Now that we have reviewed the fundamental concepts of wave interference, let us look at some typical worksheet problems and their answers. These examples will help students understand how to apply the concepts learned in class.

Example Problems

1. Problem 1: Constructive Interference

Two waves with amplitudes of 5 units and 7 units interfere constructively. What is the amplitude of the resulting wave?

Answer: The amplitude of the resulting wave is $5 + 7 = 12$ units.

2. Problem 2: Destructive Interference

Two sound waves with equal amplitudes of 4 units interfere destructively. What is the amplitude of the resulting wave?

Answer: The amplitude of the resulting wave is $4 - 4 = 0$ units (complete cancellation).

3. Problem 3: Condition for Constructive Interference

Two waves traveling in the same medium have wavelengths of 2 m and 3 m. What path difference will result in constructive interference?

Answer: For constructive interference, the path difference must be an integer multiple of the wavelength. The least common multiple of 2 m and 3 m is 6 m. Therefore, the path difference can be 0 m, 6 m, 12 m, etc.

4. Problem 4: Conditions for Destructive Interference

Two waves have a wavelength of 4 m. What path difference must exist for destructive interference?

Answer: For destructive interference, the path difference must be an odd multiple of half the wavelength. Therefore, the path difference can be 2 m, 6 m, 10 m, etc.

5. Problem 5: Interference Pattern Calculation

In Young's double-slit experiment, light of wavelength 500 nm is used. If the slits are 0.1 mm apart and the screen is 2 m away, what is the distance between the first and second bright fringes?

Answer: The fringe separation (Δy) can be calculated using the formula:

$$\Delta y = \frac{\lambda L}{d}$$

where (λ) is the wavelength, (L) is the distance to the screen, and (d) is the distance between the slits.

Plugging in the values:

$$\Delta y = \frac{500 \times 10^{-9} \text{ m} \times 2 \text{ m}}{0.1 \times 10^{-3} \text{ m}} = 0.01 \text{ m} = 1 \text{ cm}$$

Thus, the distance between the first and second bright fringes is 1 cm.

Conclusion

In summary, understanding wave interference worksheet answers is crucial for mastering the concepts of wave behavior in physics. Whether it is constructive or destructive interference, the principles outlined in this

article provide a solid foundation for students to tackle problems related to wave interactions. With practice and a clear grasp of these concepts, students can confidently approach their coursework and excel in their understanding of wave phenomena. Wave interference not only illustrates fundamental physics principles but also finds applications in various fields, including acoustics, optics, and fluid dynamics, making it an essential topic in the study of waves.

Frequently Asked Questions

What is wave interference?

Wave interference is the phenomenon that occurs when two or more waves overlap and combine to form a new wave pattern.

What are the two main types of wave interference?

The two main types of wave interference are constructive interference, where waves combine to make a larger amplitude, and destructive interference, where waves combine to reduce amplitude.

How can you determine if wave interference is constructive or destructive?

You can determine the type of interference by comparing the phase of the waves; if they are in phase (peaks align), it's constructive; if they are out of phase (peak aligns with trough), it's destructive.

What role does wavelength play in wave interference?

Wavelength affects the interference pattern; waves with similar wavelengths will produce distinct patterns of constructive and destructive interference.

Why are wave interference worksheets useful in physics education?

Wave interference worksheets help students visualize complex concepts, practice calculations, and reinforce understanding of wave behavior in various contexts.

What is an example of a real-world application of wave interference?

A real-world application of wave interference is in noise-cancelling headphones, which use destructive interference to reduce unwanted ambient sounds.

How do you calculate the resultant amplitude in wave interference?

The resultant amplitude can be calculated by summing the amplitudes of the overlapping waves, considering their phase relationship.

What is the principle of superposition in wave interference?

The principle of superposition states that when two or more waves intersect, the resultant wave is the sum of the individual waves' amplitudes at each point in space.

What are standing waves and how are they related to wave interference?

Standing waves are formed by the interference of two waves traveling in opposite directions, creating nodes and antinodes, demonstrating the effects of constructive and destructive interference.

Find other PDF article:

<https://soc.up.edu.ph/27-proof/files?ID=HGY25-1605&title=healthcare-compliance-risk-assessment-template.pdf>

Wave Interference Worksheet Answers

Uganda - 2018

May 23, 2018 · uganda - 2018

Modelsim wave - 2020

Apr 11, 2020 · wave—delete win pane. [] [] MODEL SIM ...

VIVE Hub | VIVE

vive hub pc xr

APE FLAC - 2017

Apr 16, 2017 · cue she .wav CUE ape cue she .cue OK ...

UG12 WAVE - 2018

wave

wave - 2020

May 19, 2020 · wave "wave goodbye" "a wave of public ...

UG/NX -

ug 360 8 AI AI PPT

- *VIVE*

vive wave sdk vr vr

- *VIVE*

vive wave sdk vr mr ...

Modelsim wave -

Jan 6, 2021 · 1. wave wave 2. wave —add—new win pane 3. ...

UG -

May 23, 2018 · ug

Modelsim wave -

Apr 11, 2020 · wave—delete win pane. [] [] MODELSIM ...

VIVE Hub | **VIVE**

vive hub pc xr

APE **FLAC** -

Apr 16, 2017 · cue she “.wav” CUE ...

UG12 **WAVE** -

wave

Get comprehensive wave interference worksheet answers to enhance your understanding of this essential physics concept. Discover how to solve problems effectively!

[Back to Home](#)