







Want Sight Word Worksheet

<p>Name _____</p> <p>Buzz! Buzz!</p> <h2>SPELLING BEE</h2> <p>Learn the word with me!</p>  <p>By Worksheets4free.com</p>	
 <p>Read it</p> <h1>want</h1>	 <p>Trace it</p> <p>want</p> <p>want</p>
 <p>Find it</p> <div style="display: flex; flex-wrap: wrap; justify-content: space-around;"><div style="border: 1px solid black; border-radius: 50%; padding: 10px; margin: 5px;">want</div><div style="border: 1px solid black; border-radius: 50%; padding: 10px; margin: 5px;">have</div><div style="border: 1px solid black; border-radius: 50%; padding: 10px; margin: 5px;">give</div><div style="border: 1px solid black; border-radius: 50%; padding: 10px; margin: 5px;">want</div><div style="border: 1px solid black; border-radius: 50%; padding: 10px; margin: 5px;">with</div><div style="border: 1px solid black; border-radius: 50%; padding: 10px; margin: 5px;">want</div></div>	 <p>Color it</p> <h1>want</h1>
 <p>Spell it</p> <div style="border: 1px solid black; display: flex; align-items: center; justify-content: center;"><div style="border: 1px solid black; width: 30px; height: 30px; margin: 2px;"></div><div style="border: 1px solid black; width: 30px; height: 30px; margin: 2px;"></div><div style="border: 1px solid black; width: 30px; height: 30px; margin: 2px;"></div><div style="border: 1px solid black; width: 30px; height: 30px; margin: 2px;"></div></div>	<p>Write it</p> <div style="border-bottom: 1px solid black; height: 20px; margin-bottom: 5px;"></div> <div style="border-bottom: 1px solid black; height: 20px; margin-bottom: 5px;"></div> <div style="border-bottom: 1px solid black; height: 20px; margin-bottom: 5px;"></div> <div style="border-bottom: 1px solid black; height: 20px; margin-bottom: 5px;"></div> <div style="border-bottom: 1px solid black; height: 20px; margin-bottom: 5px;"></div> <div style="border-bottom: 1px solid black; height: 20px; margin-bottom: 5px;"></div>

Want sight word worksheet? If you're a parent or educator looking to enhance a child's reading skills, you've come to the right place. Sight words are essential for developing reading fluency and comprehension, and worksheets can be a fun and effective way to practice them. This article will explore the importance of sight words, provide examples of sight word worksheets, and offer tips on how to create engaging activities that will help children recognize these critical words.

Understanding Sight Words

Sight words are common words that children are encouraged to memorize as a whole, so they can recognize them instantly in text. This recognition enables faster reading and comprehension, which is vital for academic success.

The Importance of Sight Words

1. **Fluency:** Recognizing sight words allows children to read more quickly and smoothly. They can focus on understanding the meaning of the text rather than decoding each word.
2. **Comprehension:** When children are familiar with sight words, they can concentrate on the content of what they are reading, leading to improved comprehension.
3. **Confidence:** Mastering sight words gives children a sense of accomplishment and encourages them to tackle more complex reading materials.

Creating Effective Sight Word Worksheets

When creating or selecting sight word worksheets, it's essential to ensure that they are engaging and age-appropriate. Here are some tips for designing effective worksheets:

1. Use Visuals

Incorporate colorful images and graphics related to the sight words. Visual aids can help children remember the words better and make learning more enjoyable.

2. Incorporate Various Activities

A well-rounded worksheet can include different types of activities, such as:

- **Word Searches:** Children can find sight words hidden within a grid of letters.
- **Fill in the Blanks:** Provide sentences with missing sight words for children to complete.
- **Matching Games:** Pair sight words with corresponding images or definitions.

3. Keep It Simple

Especially for younger children, worksheets should not be overly complicated. Use clear, large fonts and limit the number of sight words to a manageable amount in each activity.

Examples of Sight Word Worksheets

To get you started, here are some examples of sight word worksheet activities:

1. Sight Word Scavenger Hunt

Create a worksheet with a list of sight words. Encourage children to find these words in books, magazines, or even around the house.

2. Sight Word Bingo

Design bingo cards featuring sight words. As you call out the words, children can mark them on their cards. This game reinforces recognition in a fun, interactive way.

3. Sight Word Sentences

Provide children with a list of sight words and ask them to create their sentences using these words. This activity enhances both recognition and writing skills.

Additional Resources for Sight Word Practice

In addition to worksheets, there are various resources available to aid in sight word practice:

1. Online Games and Apps

Many educational websites and mobile apps offer interactive games that focus on sight word recognition. These can be an excellent supplement to traditional worksheets.

2. Flashcards

Flashcards are a classic tool for practicing sight words. Create a set of flashcards with one sight word on each card and use them for quick review sessions.

3. Reading Aloud

Reading together with children can improve sight word recognition. Choose books that incorporate many sight words and encourage children to read along or point out the words as they see them.

Tips for Parents and Educators

To maximize the effectiveness of sight word worksheets and activities, consider these tips:

1. Be Consistent

Regular practice is key to mastering sight words. Set aside a specific time each day for sight word activities and stick to it.

2. Celebrate Progress

Encourage children by celebrating their achievements, no matter how small. Positive reinforcement will motivate them to continue learning.

3. Tailor Activities to Individual Needs

Every child learns at a different pace. Adjust the difficulty of worksheets and activities based on the child's skill level.

Conclusion

In conclusion, if you **want sight word worksheets** to help children enhance their reading skills, it's important to create engaging and varied activities that cater to their learning styles. By incorporating sight word practice into daily routines and using a variety of resources, you can foster a love of reading and help children build a solid foundation for their literacy journey. Whether through worksheets, games, or reading together, the key is to make learning fun and rewarding.

Frequently Asked Questions

What are sight words and why are they important for early readers?

Sight words are common words that children are encouraged to recognize without having to sound them out. They are important because they help improve reading fluency and comprehension.

How can I create a sight word worksheet for my child?

You can create a sight word worksheet by selecting a list of sight words, then designing activities such as fill-in-the-blanks, matching, or using the words in sentences, along with space for tracing.

Where can I find free sight word worksheets online?

Free sight word worksheets can be found on educational websites such as Teachers Pay Teachers, Education.com, and Scholastic, where you can download printable resources.

What activities can I include in a sight word worksheet?

Activities can include word searches, crossword puzzles, matching words to pictures, fill-in-the-blank sentences, and tracing exercises.

How do I determine which sight words to include in a worksheet?

You can determine which sight words to include by referencing lists such as the Dolch Sight Words or Fry Sight Words, which are commonly used in early education.

Are there any specific tools or software to help create sight word worksheets?

Yes, tools like Canva, Microsoft Word, or Google Docs can help you design worksheets. Additionally, educational software like WorksheetWorks.com allows for easy worksheet creation.

How often should I practice sight words with my child?

It's recommended to practice sight words daily or several times a week for short periods, as consistent practice helps reinforce memory and recognition.

Can sight word worksheets be used for older children struggling with reading?

Yes, sight word worksheets can be adapted for older children who may still struggle with reading. Choose age-appropriate words and create engaging activities that match their interests.

What is the best way to assess my child's understanding of sight words?

You can assess your child's understanding by having them read a list of sight words aloud, use them in sentences, or engage in activities that require them to identify or write the words.

How can I make sight word practice more engaging for my child?

Incorporate games like flashcard races, bingo, or online interactive games, and use creative themes or crafts that align with the sight words to make practice more enjoyable.

Find other PDF article:

<https://soc.up.edu.ph/04-ink/files?ID=itf20-1226&title=agatha-raisin-and-the-witch-of-wyckhadden.pdf>

[Want Sight Word Worksheet](#)

Fallen Firefighter Memorial - Fire | seattle.gov

The Seattle Fallen Fighters Memorial is a reminder to ourselves and people everywhere, that the members of our firefighting family who have lost their lives protecting the lives and property of ...

2024 Seattle Fallen Firefighter Memorial - Fire Line

Oct 7, 2024 · The sacrifice paid by fallen Seattle firefighters was remembered in a public ceremony in Pioneer Square on Oct. 4. During the service, the names of all 55 Seattle Fire ...

Fallen Firefighters Memorial (Wu) - Wikipedia

It is located in Occidental Park, Seattle, near the intersection of Occidental Avenue and Main Street. [3] It was inspired by the deaths of four Seattle firefighters who died January 5, 1995 [4] ...

Seattle Fire Department remembers fallen heroes in annual memorial ...

Oct 9, 2024 · The Seattle Fire Department honored all 55 Seattle firefighters who have died in the line of duty since 1891. The annual Seattle Fallen Firefighter Memorial took place last Friday in ...

Seattle Fire Department to honor fallen firefighters in annual memorial ...

Oct 2, 2024 · The Seattle Fire Department will host the annual Seattle Fallen Firefighter Memorial on Friday, October 4, 2024, in Occidental Park. The ceremony, which runs from 9:30 a.m. to ...

Fallen Firefighters' Memorial Unveiled | The Seattle Times

Jun 7, 1998 · The death of Kilgore's husband, Walter, and three other firefighters in the Pang warehouse fire on Jan. 5, 1995, inspired the memorial - four life-sized bronze figures of ...

Seattle to Honor Fallen Heroes at Annual Firefighter Memorial in

Oct 1, 2024 · On Friday, Oct. 4, the Seattle Fire Department will host the annual Seattle Fallen Firefighter Memorial from 9:30 to 10:30 a.m. in Occidental Park. The tribute will remember the ...

[Seattle Fallen Firefighter Memorial | Facebook](#)

Please join the Seattle Fire Department on Friday, Oct. 4 in honoring all Seattle firefighters who have died in the line of duty. The annual Seattle Fallen Firefighter Memorial will take place ...

Memorial To Fallen Firefighters (2025) - All You Need to ... - Tripadvisor

It was created after four firefighters died in the line of duty on January 5, 1995 fighting a fire in a warehouse in Seattle's Chinatown International District. The Memorial pays tribute to all ...

Memorial honors all Seattle fallen firefighters | FOX 13 Seattle

The annual ceremony is meant to honor the men and women who died in the line of duty, and took place Friday morning at Occidental Park.

Download and install Google Chrome

How to install Chrome Important: Before you download, you can check if Chrome supports your operating system and other system requirements.

Descargar e instalar Google Chrome

Descargar e instalar Google Chrome Puedes descargar e instalar el navegador web Chrome sin coste económico y usarlo para navegar por la Web.

Fazer o download e instalar o Google Chrome

Fazer o download e instalar o Google Chrome Você pode baixar e instalar o navegador da Web Chrome sem custos financeiros e usá-lo para navegar na Web.

Chrome ເຊດໂດວໂນດ ແລະ ໃຊ້ - ໂດວໂນດ - Google Chrome ເຊດໂດວໂນດ

Chrome ເຊດໂດວໂນດ ແລະ ໃຊ້ ໂດວໂນດ ໂດວໂນດ ໂດວໂນດ ໂດວໂນດ ໂດວໂນດ ໂດວໂນດ. Chrome ໂດວໂນດ ໂດວໂນດ: ໂດວໂນດ ໂດວໂນດ ໂດວໂນດ ໂດວໂນດ ໂດວໂນດ ...

Télécharger et installer Google Chrome

Installer Chrome Important : Avant de télécharger Chrome, vous pouvez vérifier s'il est compatible avec votre système d'exploitation et les autres configurations système requises.

Google Chrome herunterladen und installieren

Chrome installieren Wichtig: Bevor Sie es herunterladen, sollten Sie nachsehen, ob Ihr Betriebssystem von Chrome unterstützt wird und ob auch alle anderen Systemanforderungen ...

Google Chrome downloaden en installeren

Google Chrome downloaden en installeren Je kunt de Chrome-webbrowser kosteloos downloaden en installeren en deze gebruiken om op internet te browsen.

Ladda ned och installera Google Chrome - Dator - Google Chrome ...

Om du har problem med att installera Chrome på din Windows-dator kan du använda den alternativa länken för att ladda ned Chrome på en annan dator. Välj operativsystemet för ...

Pobieranie i instalowanie Google Chrome

Jak zainstalować Chrome Ważne: zanim pobierzesz aplikację, sprawdź, czy Chrome obsługuje Twój system operacyjny i czy spełniasz wszystkie wymagania systemowe.

Tải xuống và cài đặt Google Chrome - Máy tính - Google Chrome ...

Nếu bạn gặp sự cố khi tải Chrome xuống máy tính chạy Windows, hãy dùng đường liên kết thay thế để tải Chrome xuống một máy tính khác. Ở cuối trang, trong phần “Chrome Gia đình,” hãy ...

Boost your child's reading skills with our engaging sight word worksheet! Perfect for practice and learning. Want sight word worksheet? Discover how today!

[Back to Home](#)