



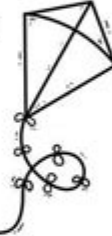



We Sight Word Worksheet

Sight Word Practice		we	
Trace It	Write it		
			
Build it.			
			
Color The Word.			
			
Find it.			
up	be	me	we
we	to	we	up
me	be	up	we

We sight word worksheet is an essential educational tool designed to assist young learners in recognizing and mastering sight words. Sight words are commonly used words that children should be able to recognize instantly to improve their reading fluency and comprehension. The "We" sight word is often one of the first words taught to children, making it crucial for early literacy development. In this article, we will explore the importance of sight words, how to effectively use a "We" sight word worksheet, and provide tips and activities to enhance learning.

Understanding Sight Words

Sight words are frequently appearing words in texts that children need to know by sight. They often do not follow standard phonetic rules, making them challenging for early readers. Mastering these words is essential because:

- They make up a significant portion of early reading materials.
- Familiarity with sight words enhances reading fluency.
- Recognizing sight words allows children to focus on comprehension instead of decoding every single word.

The Importance of the "We" Sight Word

The word "We" is an important building block in early literacy. Understanding this sight word helps children to:

- Form a sense of belonging and community in their reading.
- Enhance their understanding of pronouns, which are fundamental in language development.
- Encourage them to form simple sentences and express ideas collaboratively.

Components of a "We" Sight Word Worksheet

A "We" sight word worksheet typically includes various activities aimed at reinforcing recognition and usage of the word "We." Here are common components:

1. Tracing Activities

Children trace the word "We" several times. Tracing helps improve motor skills and reinforces memory.

2. Coloring Activities

Worksheets often include images or themes that relate to the word "We." Children can color these images, making the learning process engaging.

3. Sentence Formation

Worksheets may encourage children to create sentences using the word "We." This activity promotes understanding of context and helps with sentence structure.

4. Sight Word Games

Incorporating games such as word searches, crosswords, or matching activities can make learning sight words fun and interactive.

How to Use a "We" Sight Word Worksheet Effectively

To maximize the benefits of a "We" sight word worksheet, consider the following strategies:

1. Consistent Practice

Integrate the worksheet into daily routines. Consistency is key in helping children remember sight words. Aim for short, focused sessions each day.

2. Combine with Reading

Incorporate the sight word "We" into reading sessions. Point out the word in books and ask children to read it aloud. This helps them see the word in different contexts.

3. Engage Through Play

Use the worksheet as a springboard for games. For example, create a scavenger hunt where children find objects that relate to the word "We," or play charades using sentences that include the word.

4. Encourage Family Involvement

Involve family members in the learning process. Parents or siblings can help reinforce the word by practicing together or creating a group reading session that incorporates the word "We."

Additional Activities to Reinforce the "We" Sight Word

To further enhance the learning experience, here are some additional activities that can be integrated alongside the "We" sight word worksheet:

1. Flashcards

Create flashcards with the word "We" on one side and an image representing the word on the other side. Regularly review these flashcards to reinforce recognition.

2. Story Creation

Encourage children to create a short story that includes the word "We." This activity fosters creativity and reinforces their understanding of the word's usage.

3. Interactive Online Games

Leverage technology by utilizing educational websites and apps that offer interactive games focused on sight words. Many resources are specifically designed for early learners.

4. Sight Word Songs

Introduce songs or rhymes that include the word "We." Music is a powerful tool for memory retention and can make learning more enjoyable.

Conclusion

In conclusion, a **We sight word worksheet** is not only a simple educational tool but a gateway to building foundational reading skills in young learners. By understanding the importance of sight words, particularly the word "We," educators and parents can create engaging and effective learning experiences. Consistent practice, creative activities, and family involvement are crucial to mastering sight words. Ultimately, the goal is to foster a love for reading and learning, setting the stage for future literacy success. By integrating these worksheets and activities into daily routines, children will grow more confident and proficient in their reading abilities, paving the way for a lifetime of learning.

Frequently Asked Questions

What is a 'we' sight word worksheet?

'We' sight word worksheets are educational resources designed to help young learners recognize and read the sight word 'we' along with related activities to reinforce learning.

How can 'we' sight word worksheets benefit early

readers?

These worksheets help improve vocabulary, promote reading fluency, and enhance comprehension skills by providing repetitive exposure to the sight word 'we' in various contexts.

What types of activities are typically included in 'we' sight word worksheets?

Activities may include tracing the word 'we', filling in the blanks, matching it with images, creating sentences, and simple reading comprehension exercises.

Are there free resources available for 'we' sight word worksheets?

Yes, many educational websites and platforms offer free printable 'we' sight word worksheets that parents and teachers can use for teaching purposes.

At what age should children start using 'we' sight word worksheets?

Children typically start using 'we' sight word worksheets around ages 4 to 6, as they begin to develop their reading skills and learn common sight words.

How can parents incorporate 'we' sight word worksheets into home learning?

Parents can integrate these worksheets into daily routines by setting aside specific times for reading practice, using them as part of homework, or turning activities into games to make learning fun.

Find other PDF article:

<https://soc.up.edu.ph/06-link/files?trackid=Vvc72-3878&title=answers-to-electron-configuration-worksheet.pdf>

We Sight Word Worksheet

xxxxxxxxxxxxxwechat filexxxxxxxxxx ...

200G

sci ...

We have explained the change made, including the exact location where the change can be found in the revised manuscript. 2 We have re-written this part according to the Reviewer' s ...

```
csqo rating rws kast ...
```

Feb 20, 2021 · rating ██████████rating █0.9██████████KD██████████

applied mathematics and computation4.194.21decision in process

Cannot get rid of Read Ai addon in Teams - Microsoft Community

Sep 2, 2024 · Hello Please i need your help on this issue. We need to get rid of Read Ai, add-on on Teams. I have blocked everything for Read AI, that I could, but it's still showing up in ...

“ ...
” [] ...

elsevier *with editor* -
...
...

Enhance your child's reading skills with our engaging 'we' sight word worksheet! Perfect for early learners. Discover how to make learning fun today!

[Back to Home](#)