

Washington State Life Insurance Exam Questions



Washington State life insurance exam questions play a crucial role in equipping aspiring insurance agents with the necessary knowledge to navigate the complexities of life insurance policies and regulations. Passing the life insurance exam is a significant step for anyone looking to start a career in the insurance industry in Washington State. This article will delve into the specifics of the exam, including common questions, study tips, and resources to help candidates prepare effectively.

Understanding the Washington State Life Insurance Exam

The Washington State life insurance exam is designed to assess a candidate's knowledge of life insurance products, state regulations, and ethical practices. The exam is administered by the Washington State Office of the Insurance Commissioner and is a prerequisite for obtaining a life insurance license.

Exam Structure

The exam typically consists of multiple-choice questions that cover various topics. Here's a breakdown of what candidates can expect:

1. **Types of Life Insurance:** Questions may include different types of policies, such as term life, whole life, and universal life.
2. **Policy Provisions and Options:** Candidates need to understand the standard provisions included in life insurance policies and the options available to policyholders.

3. **Underwriting and Premiums:** Questions on underwriting processes, risk assessment, and how premiums are determined are common.
4. **Washington State Regulations:** Familiarity with state-specific laws and regulations governing insurance practices is essential.
5. **Ethics and Professional Conduct:** The exam will also test understanding of ethical practices in the insurance industry.

Common Washington State Life Insurance Exam Questions

While the exact questions on the exam can vary, candidates can prepare by studying typical topics covered. Here's a list of common question types:

- **True or False:** Determine the validity of statements regarding life insurance policies.
- **Scenario-Based Questions:** Analyze a given scenario and select the best course of action based on regulations.
- **Definition Questions:** Define key terms such as "beneficiary," "premium," and "surrender value."
- **Calculation Questions:** Solve problems related to policy values, premium payments, and death benefits.

Study Tips for the Washington State Life Insurance Exam

Preparing for the life insurance exam requires a strategic approach. Here are some effective study tips:

Create a Study Schedule

A well-structured study schedule can help ensure thorough preparation. Consider the following steps:

1. **Allocate Time:** Dedicate specific hours each week for studying.
2. **Prioritize Topics:** Focus on your weaker areas first before moving on to topics you are more comfortable with.
3. **Practice Regularly:** Include regular practice tests to gauge your understanding and retention.

Utilize Study Materials

Selecting the right study materials is vital. Here are some recommended resources:

- Official Washington State Study Guide: Use the study guide provided by the Washington State Office of the Insurance Commissioner.
- Online Courses and Tutorials: Platforms such as Kaplan or ExamFX offer comprehensive courses designed for the Washington life insurance exam.
- Flashcards: Create flashcards for important terms and concepts to facilitate quick reviews.

Join Study Groups

Collaborative learning can enhance your understanding. Consider joining or forming a study group where you can:

- Discuss Key Concepts: Share insights and clarify doubts with peers.
- Take Practice Exams Together: Simulating the exam environment can boost confidence.
- Motivate Each Other: Having a study partner can keep you accountable and motivated.

Taking the Exam

Once you feel prepared, it's time to register and take the exam. Here's what you need to know:

Registration Process

To register for the Washington State life insurance exam, follow these steps:

1. Create an Account: Set up an account with a testing provider authorized by the state.
2. Select Your Exam: Choose the life insurance exam among the options available.
3. Pay the Fee: Complete the payment process for the exam fee.

4. Schedule Your Exam: Select a convenient date and testing location.

What to Expect on Exam Day

On the day of the exam, candidates should arrive prepared. Here are some tips:

- Bring Necessary Identification: Ensure you have a valid photo ID and any required documents.
- Arrive Early: Arriving 15-30 minutes early can help reduce anxiety and allow time for check-in.
- Stay Calm: Read each question carefully and manage your time effectively throughout the exam.

After the Exam: Next Steps

Once you complete the exam, candidates will receive their results shortly after. Here's what to do next:

Understanding Your Results

- Pass or Fail: If you pass, you can move forward with the licensing process. If you don't, review your performance and identify areas for improvement.
- Request a Review: If you believe there was an error in grading, you can request a review of your exam.

Obtaining Your License

Upon passing the exam, you will need to:

1. Complete the Application: Fill out the application for a life insurance license through the Washington State Office of the Insurance Commissioner.
2. Submit Background Checks: Undergo any required background checks as part of the licensing process.
3. Pay the Licensing Fee: Ensure that you pay the necessary licensing fee to obtain your license.

Conclusion

Preparing for the Washington State life insurance exam can be a challenging yet rewarding endeavor. By understanding the structure of the exam, utilizing effective study strategies, and approaching the test with confidence, candidates can significantly enhance their chances of success. With a valid life insurance license in hand, you will be well on your way to a fulfilling career in the insurance industry.

Frequently Asked Questions

What is the primary purpose of life insurance in Washington State?

The primary purpose of life insurance in Washington State is to provide financial protection to beneficiaries upon the policyholder's death, helping them cover expenses such as funeral costs, debts, and living expenses.

What types of life insurance policies are commonly offered in Washington State?

Common types of life insurance policies offered in Washington State include term life insurance, whole life insurance, universal life insurance, and variable life insurance.

What is the minimum age to take the life insurance exam in Washington State?

The minimum age to take the life insurance exam in Washington State is 18 years old.

How many questions are on the Washington State life insurance exam?

The Washington State life insurance exam typically consists of 150 multiple-choice questions.

What is the passing score for the life insurance exam in Washington State?

The passing score for the life insurance exam in Washington State is 70%.

Are there specific topics that are heavily emphasized on the Washington State life insurance exam?

Yes, the exam emphasizes topics such as types of life insurance policies, policy provisions, underwriting, and state regulations regarding life insurance.

What are the steps to obtain a life insurance license in Washington State?

To obtain a life insurance license in Washington State, you must complete pre-licensing education, pass the life insurance exam, submit a license application, and undergo a background check.

Can you take the Washington State life insurance exam online?

Yes, the Washington State life insurance exam can be taken online through approved testing centers that offer remote proctoring.

What identification is required to take the life insurance exam in Washington State?

You are required to present a valid government-issued photo ID, such as a driver's license or passport, when taking the life insurance exam in Washington State.

How often must life insurance agents renew their licenses in Washington State?

Life insurance agents in Washington State must renew their licenses every two years and complete continuing education requirements to maintain their licensure.

Find other PDF article:

<https://soc.up.edu.ph/06-link/Book?ID=vPD49-7105&title=anti-judaism-the-western-tradition-david-nirenberg.pdf>

Washington State Life Insurance Exam Questions

11.0.23 Planned update, November 14, 2017 - Adobe

Nov 14, 2017 · 11.0.23 Planned update, November 14, 2017¶ This release is a planned update for the products listed in the table below. The latest version is always available through the ...

Adobe Reader XI Download Free - 11.0.23 | TechSpot

Jan 23, 2025 · Download Adobe Reader XI - Securely view, print, search, sign, verify, and collaborate on PDF documents for free, online as well as offline, from your home or office.

Installation file Adobe Acrobat XI 11.0.23

Jun 27, 2024 · Hi , I need to reinstall a pc where I have got installed Adobe Acrobat XI ver. 11.0.23 but i dont have got a install file to this softwar only product kay . Is there any official link where ...

Adobe - Download Adobe Acrobat Reader

Download free Adobe Acrobat Reader software for your Windows, Mac OS and Android devices to

view, print, and comment on PDF documents.

Adobe Reader XI - Download - LO4D.com

Jun 10, 2023 · Adobe Reader XI, free download for Windows. Popular software for viewing, printing, and commenting on PDF documents. ... Adobe Reader XI is provided under a ...

Adobe Acrobat XI Pro 11.0.23 : Adobe Systems, Inc. : Free Download ...

Jan 25, 2025 · Adobe Acrobat Pro XI is a powerful software application developed by Adobe Inc. that allows users to create, edit, manage, and share Portable Document Format (PDF) files. ...

Silent Installation of Adobe Reader XI (11.0.23) MUI - ManageEngine

Endpoint Central is a Windows Desktop Management Software for managing desktops in LAN and across WAN from a central location. It provides Software Deployment, Patch ...

I need to download the acrobat xi pro 11.0.23 update aka ...

Jun 10, 2024 · Hi @maddogcr, . Thank you for posting this question. I would like to mention that in order to install an update manually, one needs to understand whether the previous update ...

Adobe Reader 11.0.10 & 11.0.23 Full Setup + Updates - ITechtics

Aug 31, 2022 · Go to this [Adobe FTP link](#); Click on the version you want to download. For example, if I want to download 11.0.10 or 11.0.05, I'll click its [link](#). The latest at the time of this ...

Adobe Reader 11.0.23 Update - Adobe Product Community

Jun 5, 2018 · If using the US English version of Adobe Reader XI, try downloading the AdbeRdr11010 en US.exe file from the Adobe FTP site. Be sure to remove all existing ...

Download the new Google Meet app

Accessories and hardware kits for Meet Set up Meet to help your team work remotely Accessibility in Google Meet Get the new Meet app in the play store or app store Google Meet is your one ...

Descargar la nueva aplicación Google Meet

Accesibilidad en Google Meet Descarga la nueva aplicación Meet para Android Google Meet es la única aplicación que necesitas para hacer videollamadas y tener reuniones en todos los ...

Google Meet Help

Official Google Meet Help Center where you can find tips and tutorials on using Google Meet and other answers to frequently asked questions.

Scaricare la nuova app Google Meet

Puoi continuare a pianificare e avviare riunioni, nonché parteciparvi, come hai fatto in precedenza. Nuovi utenti che vogliono utilizzare le chiamate sul browser. Puoi registrare il tuo numero di ...

Google Meet

Google Duo Google Meet Meet Meet Meet Meet ...

Start or schedule a Google Meet video meeting

You can set up or start a new Google Meet video meeting from: Meet Gmail Google Calendar Google Chat (Mobile only) Another scheduling system

Instalowanie samodzielnej aplikacji Google Chat

Aby zainstalować samodzielną aplikację Google Chat, sprawdź czy spełnione są poniższe warunki:
Masz na urządzeniu zainstalowaną przeglądarkę Google Chrome w wersji 73 lub ...







Export your data from Google Chat

Learn who your administrator is. If you're a super administrator of your Google domain, you can download your organization's data. Group messages and spaces created by users from ...

Instalar o app Google Chat independente - Ajuda do Google Chat

Instalar o app Google Chat independente Para usar o Google Chat de forma simples, instale o app autônomo no navegador Chrome. Isso proporciona uma experiência simplificada do Chat ...

 **Google Chat**  

 Chrome  Google Chat  Google Chat (PWA)
Chat  ...

Prepare for success with essential Washington State life insurance exam questions. Boost your knowledge and confidence—learn more to ace your exam today!

[Back to Home](#)