



Two Truths And A Lie Worksheet


Name: _____ Date: _____


TWO TRUTHS AND A LIE

Write down three statements about yourself. Two of those statements should be true and one should be a lie. See if your classmates can guess which statement is not true.

1. 

2. 

3. 



Two truths and a lie worksheet is a fun and engaging activity that can be used in various settings, from classrooms to corporate team-building events. This game encourages participants to share interesting facts about themselves while fostering connections and enhancing communication skills. In this article, we will explore the benefits of using a two truths and a lie worksheet, how to create one, and some creative variations of the game.

Understanding the Basics of Two Truths and a Lie

Two truths and a lie is a simple icebreaker game where players take turns sharing three statements

about themselves: two that are true and one that is false. The other participants must guess which statement is the lie. This activity can help break the ice in new groups, stimulate conversations, and promote a better understanding among participants.

Why Use a Two Truths and a Lie Worksheet?

Using a two truths and a lie worksheet can enhance the gaming experience by providing structure and helping participants organize their thoughts. Here are some reasons to consider incorporating a worksheet into the activity:

- **Encourages Participation:** A worksheet can provide a clear framework, making it easier for hesitant participants to join in.
- **Promotes Reflection:** By writing down their statements, players reflect on their experiences and share meaningful stories.
- **Enhances Memory:** The act of writing can aid in memory retention, allowing participants to remember the truths and lies more easily.
- **Facilitates Group Dynamics:** A worksheet can help manage the flow of the game, ensuring everyone has a chance to participate.

How to Create a Two Truths and a Lie Worksheet

Creating a two truths and a lie worksheet can be a straightforward process. Here's a step-by-step guide to help you design an effective worksheet:

Step 1: Define the Purpose

Before creating your worksheet, consider the purpose of the activity. Are you using it for a classroom setting, a team-building exercise, or a social gathering? Tailoring the worksheet to your audience will make it more effective.

Step 2: Design the Format

Your worksheet can be as simple or elaborate as you wish. Here are some elements to include:

- **Title:** Clearly label the worksheet with "Two Truths and a Lie."

- **Instructions:** Provide a brief explanation of the game and how to fill out the worksheet.
- **Sections for Responses:** Create three columns labeled "Truth 1," "Truth 2," and "Lie" where participants can write their statements.
- **Space for Reflection:** Include a section for players to jot down how they felt about the game afterward or what they learned about their peers.

Step 3: Test the Worksheet

Before using the worksheet in a group setting, test it with a small group to gather feedback. This will help identify any areas that need improvement or clarification.

Playing the Game: Guidelines and Tips

Once you have your two truths and a lie worksheet ready, it's time to play the game. Here are some guidelines and tips to ensure a smooth and enjoyable experience:

Gather Your Group

Bring together the participants in a comfortable environment. Make sure the group is small enough to encourage interaction but large enough to create a dynamic atmosphere.

Explain the Rules

Before starting the game, clearly explain the rules:

1. Each participant will write down two truths and one lie about themselves on the worksheet.
2. Participants will take turns sharing their statements with the group.
3. The rest of the group will guess which statement is the lie.

Encourage Creativity

Encourage participants to think outside the box when crafting their statements. Unique and surprising truths and lies will make the game more engaging. Here are some tips for crafting statements:

- Choose lesser-known facts about yourself.
- Mix trivial and significant truths to keep others guessing.
- Use humor to make the game more enjoyable.

Keep it Light and Fun

Remind participants that the goal is to have fun and get to know each other better. Encourage laughter and camaraderie throughout the game.

Creative Variations of Two Truths and a Lie

To keep the activity fresh and exciting, consider these creative variations of the traditional two truths and a lie game:

Theme-Based Statements

Set a specific theme for the statements, such as travel experiences, favorite foods, or childhood memories. This can guide participants in crafting their truths and lies.

Group Challenges

Instead of individuals sharing their statements, divide participants into small groups. Each group can come up with two truths and a lie about their collective experiences, and other groups can guess which statement is the lie.

Timed Rounds

Introduce a timed element to the game. Give each participant a minute to share their statements and allow a set amount of time for guesses. This adds excitement and encourages quick thinking.

Conclusion

A **two truths and a lie worksheet** is a versatile tool that can enhance social interactions, foster team bonding, and create memorable experiences. By providing a structured format for participants

to share their truths and lies, you can encourage deeper connections and understanding among individuals. Whether in a classroom or a corporate setting, this engaging activity can serve as an excellent icebreaker and a fun way to learn more about one another. So, gather your group, create your worksheet, and prepare for a delightful game of truths and lies!

Frequently Asked Questions

What is the primary purpose of a 'two truths and a lie' worksheet?

To help individuals learn more about each other in a fun and engaging way.

Can 'two truths and a lie' be used in educational settings?

Yes, it can be used to promote ice-breaking and team-building in classrooms.

What age group is most suitable for using a 'two truths and a lie' worksheet?

It is suitable for all age groups, from children to adults.

How many statements are included in the 'two truths and a lie' game?

Three statements: two that are true and one that is false.

Is a 'two truths and a lie' worksheet beneficial for remote team building?

Yes, it can be effectively used in virtual meetings to foster connections.

Can the 'lie' in 'two truths and a lie' be about any topic?

Yes, the lie can be about any topic, as long as it is believable.

How can a 'two truths and a lie' worksheet be adapted for online use?

It can be shared in digital formats such as Google Docs or during video calls.

What skills does playing 'two truths and a lie' help develop?

It helps develop critical thinking, social skills, and communication.

Is there a specific format for creating a 'two truths and a lie' worksheet?

worksheet?

No specific format, but it typically includes space for participants to write their statements.

Can 'two truths and a lie' be used as an icebreaker in professional settings?

Yes, it is a popular choice for icebreakers in workshops and conferences.

Find other PDF article:

<https://soc.up.edu.ph/20-pitch/files?trackid=oqD12-4746&title=envision-math-california-grade-4.pdf>

Two Truths And A Lie Worksheet

Turn on 2-Step Verification - Computer - Gmail Help

With 2-Step Verification, or two-factor authentication, you can add an extra layer of security to your account in case your password is stolen. After you set up 2-Step Verification, you can ...

Digitized by Google

[illegible]

Get verification codes with Google Authenticator

The Google Authenticator app can generate one-time verification codes for sites and apps that support Authenticator app 2-Step Verification. If you set up 2-Step Verification, you can use ...

Address line1□Address line2□□□□□□□□ □□□□

0000000000 000 000 000/Address line 1: 000+0000+0000+000000 000/Address line2: 000+00+0000
 Address line10000000000 ...

Fix common issues with 2-Step Verification - Google Help

If you've lost access to your primary phone, you can verify it's you with: Another phone number you've added in the 2-Step Verification section of your Google Account. A hardware security ...

My old phone is broken and I cannot access my old two-step ...

Learn how to regain access to your Google account when your old phone is broken and two-step verification codes are unavailable.

Turn on 2-Step Verification - Computer - Google Account Help

With 2-Step Verification, or two-factor authentication, you can add an extra layer of security to your account in case your password is stolen. After you set up 2-Step Verification, you can ...

Protecting your personal info with 2-Step Verification

How 2-Step Verification helps protect your personal info The personal information in online accounts is valuable to hackers. Password theft is the most common way accounts are ...

