

Tricky Doors Walkthrough Level 10



TRICKY DOORS WALKTHROUGH LEVEL 10 IS ONE OF THE CHALLENGING LEVELS IN THE POPULAR MOBILE PUZZLE GAME "TRICKY DOORS." THIS GAME REQUIRES PLAYERS TO SOLVE INTRICATE PUZZLES AND UNLOCK DOORS BY USING THEIR CRITICAL THINKING AND OBSERVATION SKILLS. LEVEL 10 PRESENTS UNIQUE CHALLENGES THAT CAN STUMP EVEN THE MOST EXPERIENCED PLAYERS. IN THIS ARTICLE, WE WILL PROVIDE A COMPREHENSIVE WALKTHROUGH FOR LEVEL 10, EXPLORING THE VARIOUS PUZZLES, HIDDEN ITEMS, AND STRATEGIES NEEDED TO SUCCESSFULLY COMPLETE THIS LEVEL.

OVERVIEW OF TRICKY DOORS

"TRICKY DOORS" IS A CAPTIVATING PUZZLE GAME THAT COMBINES ELEMENTS OF ESCAPE ROOM EXPERIENCES AND BRAIN TEASERS. THE OBJECTIVE IS STRAIGHTFORWARD: EACH LEVEL FEATURES A DOOR THAT PLAYERS MUST UNLOCK BY SOLVING A SERIES OF PUZZLES AND RIDDLES. AS PLAYERS PROGRESS THROUGH THE GAME, THE LEVELS BECOME INCREASINGLY COMPLEX, REQUIRING MORE INTRICATE PROBLEM-SOLVING SKILLS AND CREATIVITY.

LEVEL 10: INTRODUCTION

LEVEL 10 IS KNOWN FOR ITS VISUALLY APPEALING GRAPHICS AND CLEVERLY DESIGNED PUZZLES THAT REQUIRE PLAYERS TO THINK OUTSIDE THE BOX. IN THIS LEVEL, PLAYERS WILL ENCOUNTER A MIX OF VISUAL PUZZLES, OBJECT MANIPULATION, AND LOGIC-BASED CHALLENGES. TO SUCCESSFULLY NAVIGATE THROUGH LEVEL 10, PLAYERS NEED TO PAY CLOSE ATTENTION TO THEIR SURROUNDINGS AND THINK CRITICALLY ABOUT HOW TO USE THE ITEMS THEY FIND.

PUZZLE BREAKDOWN

IN LEVEL 10, PLAYERS WILL FACE SEVERAL KEY PUZZLES AND CHALLENGES. BELOW IS A BREAKDOWN OF THESE PUZZLES, ALONG WITH TIPS ON HOW TO SOLVE THEM:

1. THE MYSTERIOUS SYMBOLS

UPON ENTERING LEVEL 10, PLAYERS WILL NOTICE A WALL ADORNED WITH MYSTERIOUS SYMBOLS. THESE SYMBOLS SERVE AS CLUES TO UNLOCK THE DOOR.

- **OBSERVATION:** CAREFULLY EXAMINE THE SYMBOLS AND TAKE NOTE OF THEIR POSITIONS.
- **TRANSLATION:** IN SOME CASES, PLAYERS MAY NEED TO TRANSLATE THESE SYMBOLS INTO NUMBERS OR LETTERS.
- **INPUT:** LOOK FOR A KEYPAD OR INPUT MECHANISM NEAR THE DOOR WHERE THESE SYMBOLS CAN BE USED.

2. THE COLOR PUZZLE

ANOTHER PROMINENT PUZZLE IN LEVEL 10 INVOLVES A COLOR-BASED CHALLENGE. THIS PUZZLE TYPICALLY REQUIRES PLAYERS TO ARRANGE COLORED OBJECTS IN A SPECIFIC ORDER.

- **IDENTIFY COLORS:** FIRST, IDENTIFY ALL THE COLORS PRESENT IN THE LEVEL. OFTEN, THEY ARE ASSOCIATED WITH DIFFERENT ITEMS OR CLUES.
- **ORDER DETERMINATION:** THERE MAY BE VISUAL CLUES, SUCH AS PAINTINGS OR PATTERNS, THAT INDICATE THE CORRECT ORDER.
- **TRIAL AND ERROR:** IF UNSURE, PLAYERS CAN TRY DIFFERENT COMBINATIONS TO SEE IF THEY ACTIVATE ANY HIDDEN MECHANISMS.

3. THE HIDDEN OBJECTS

THROUGHOUT LEVEL 10, PLAYERS WILL FIND VARIOUS HIDDEN OBJECTS THAT CAN ASSIST IN SOLVING PUZZLES. THESE OBJECTS CAN OFTEN BE OVERLOOKED, SO THOROUGH EXPLORATION IS VITAL.

- **SEARCH THOROUGHLY:** TAP ON EVERY AREA OF THE SCREEN TO UNCOVER HIDDEN ITEMS. LOOK BEHIND FURNITURE, INSIDE DRAWERS, OR WITHIN THE ENVIRONMENT.
- **INVENTORY MANAGEMENT:** KEEP TRACK OF THE ITEMS COLLECTED. SOME MAY BE USED IN COMBINATION WITH OTHERS TO SOLVE PUZZLES.
- **HINTS:** IF PLAYERS ARE STRUGGLING TO FIND HIDDEN OBJECTS, CONSIDER USING HINTS IF AVAILABLE. THEY CAN GUIDE YOU TO THE MOST CRUCIAL AREAS.

4. THE RIDDLE CHALLENGE

AS PLAYERS PROGRESS, THEY MAY ENCOUNTER A RIDDLE THAT PROVIDES HINTS FOR THE NEXT STEPS.

- **LISTEN CAREFULLY:** PAY ATTENTION TO THE WORDING OF THE RIDDLE. OFTEN, THE ANSWER IS EMBEDDED WITHIN THE PHRASING.
- **THINK CREATIVELY:** RIDDLES MAY REQUIRE LATERAL THINKING. CONSIDER ALL POSSIBLE INTERPRETATIONS OF THE WORDS USED.
- **USE OTHER CLUES:** SOMETIMES, SOLVING THE RIDDLE MAY DEPEND ON CLUES FOUND IN PREVIOUS PUZZLES OR OBJECTS.

STRATEGIES FOR SUCCESS

TO SUCCESSFULLY COMPLETE LEVEL 10 OF "TRICKY DOORS," PLAYERS CAN ADOPT SEVERAL STRATEGIES THAT MAY ENHANCE THEIR PROBLEM-SOLVING ABILITIES.

1. TAKE NOTES

KEEPING A NOTEPAD HANDY CAN BE BENEFICIAL FOR JOTTING DOWN SYMBOLS, COLORS, OR CLUES ENCOUNTERED DURING GAMEPLAY. THIS HELPS PLAYERS KEEP TRACK OF IMPORTANT INFORMATION WITHOUT NEEDING TO RELY SOLELY ON MEMORY.

2. REMAIN PATIENT

FRUSTRATION CAN SET IN WHEN PUZZLES BECOME DIFFICULT, BUT REMAINING PATIENT IS CRUCIAL. STEPPING AWAY FOR A MOMENT AND RETURNING WITH A FRESH MINDSET CAN OFTEN LEAD TO BREAKTHROUGHS.

3. COLLABORATE WITH OTHERS

IF YOU FIND YOURSELF STUCK, CONSIDER DISCUSSING THE LEVEL WITH FRIENDS OR ONLINE COMMUNITIES. OTHER PLAYERS MAY OFFER INSIGHTS OR SOLUTIONS THAT YOU HAVEN'T CONSIDERED.

4. EXPLORE EVERY ANGLE

PUZZLE GAMES OFTEN REWARD THOROUGH EXPLORATION. BE SURE TO EXAMINE EVERY CORNER OF THE LEVEL, AS HIDDEN ITEMS CAN BE EASY TO OVERLOOK.

TIPS FOR ADVANCED PLAYERS

FOR SEASONED PLAYERS LOOKING TO MASTER LEVEL 10, HERE ARE SOME ADVANCED TIPS TO ENHANCE YOUR GAMEPLAY:

1. FAMILIARIZE YOURSELF WITH PATTERNS

AS LEVELS PROGRESS, CERTAIN PATTERNS AND THEMES MAY EMERGE. FAMILIARIZING YOURSELF WITH THESE CAN PROVIDE INSIGHTS INTO HOW FUTURE PUZZLES MIGHT BE STRUCTURED.

2. SPEEDRUN TECHNIQUES

IF YOU'RE INTERESTED IN COMPLETING THE LEVEL QUICKLY, CONSIDER STUDYING THE MOST EFFICIENT ROUTES AND SOLUTIONS. WATCHING SPEEDRUNS OR WALKTHROUGH VIDEOS CAN PROVIDE VALUABLE STRATEGIES.

3. EXPERIMENT WITH COMBINATIONS

MANY PUZZLES INVOLVE COMBINING ITEMS. IF YOU HAVE SEVERAL ITEMS IN YOUR INVENTORY, TRY EXPERIMENTING WITH DIFFERENT COMBINATIONS TO UNLOCK NEW SOLUTIONS.

4. UTILIZE RESOURCES WISELY

IF THE GAME OFFERS HINTS OR POWER-UPS, USE THEM JUDICIOUSLY. SOMETIMES IT'S BEST TO SAVE THESE FOR PARTICULARLY CHALLENGING PUZZLES RATHER THAN USING THEM IMMEDIATELY.

CONCLUSION

COMPLETING LEVEL 10 OF "TRICKY DOORS" REQUIRES A KEEN EYE FOR DETAIL, CREATIVE THINKING, AND A SYSTEMATIC APPROACH TO PROBLEM-SOLVING. BY UNDERSTANDING THE VARIOUS PUZZLES, UTILIZING EFFECTIVE STRATEGIES, AND REMAINING PATIENT, PLAYERS CAN SUCCESSFULLY UNLOCK THE DOOR AND ADVANCE TO THE NEXT LEVEL. REMEMBER, PRACTICE MAKES PERFECT, AND EACH ATTEMPT BRINGS VALUABLE EXPERIENCE THAT CAN HELP REFINE YOUR SKILLS FOR FUTURE CHALLENGES IN THE GAME. HAPPY PUZZLING!

FREQUENTLY ASKED QUESTIONS

WHAT IS THE MAIN OBJECTIVE IN TRICKY DOORS LEVEL 10?

THE MAIN OBJECTIVE IN TRICKY DOORS LEVEL 10 IS TO SOLVE PUZZLES AND FIND CLUES TO UNLOCK THE DOOR AND PROGRESS TO THE NEXT LEVEL.

ARE THERE ANY SPECIFIC ITEMS NEEDED TO COMPLETE LEVEL 10 OF TRICKY DOORS?

YES, IN LEVEL 10, PLAYERS NEED TO COLLECT VARIOUS ITEMS SUCH AS KEYS, CODES, OR TOOLS THAT ARE HIDDEN THROUGHOUT THE ENVIRONMENT TO UNLOCK THE DOOR.

WHAT TYPES OF PUZZLES CAN PLAYERS EXPECT IN LEVEL 10?

PLAYERS CAN EXPECT A MIX OF LOGIC PUZZLES, ITEM COMBINATION CHALLENGES, AND HIDDEN OBJECT TASKS IN LEVEL 10 OF TRICKY DOORS.

HOW CAN PLAYERS FIND HIDDEN ITEMS IN LEVEL 10?

PLAYERS CAN FIND HIDDEN ITEMS BY THOROUGHLY EXPLORING THE ENVIRONMENT, TAPPING ON SUSPICIOUS OBJECTS, AND SOLVING SMALLER PUZZLES THAT REVEAL CLUES.

IS THERE A TIME LIMIT FOR COMPLETING LEVEL 10 IN TRICKY DOORS?

NO, THERE IS NO TIME LIMIT FOR COMPLETING LEVEL 10 IN TRICKY DOORS, ALLOWING PLAYERS TO TAKE THEIR TIME TO SOLVE THE PUZZLES AT THEIR OWN PACE.

Find other PDF article:

<https://soc.up.edu.ph/52-snap/pdf?trackid=xpA32-5188&title=scott-foley-greys-anatomy-episodes.pdf>

[Tricky Doors Walkthrough Level 10](#)

Instagram on the App Store






Little moments lead to big friendships. Share yours on Instagram. — From Meta Connect with friends, find other fans, and see what people around you are up to and into. Explore your ...

Instagram on the App Store

Instagram used to be much better in the past years, BUT now with the talk of new updates like

“moving the highlights into the grid” is getting ridiculous. Highlights are a lovely feature to have ...

Instagram **App Store**

Instagram — Meta       ...

Instagram - App Store

Bringing you closer to the people and things you love - Instagram from Meta Connect with friends, share what you're up to or see what's new from others all over the world. Explore our ...

Instagram on the App Store

Bringing you closer to the people and things you love - Instagram from Meta Connect with friends, share what you're up to or see what's new from others all over the world. Explore our ...

Instagram i App Store

Små ögonblick leder till stora vänskaper. Dela dina på Instagram. - Från Meta Få kontakt med vänner, nya fans och se vad andra runt omkring dig gör och gillar. Utforska dina intressen och ...

Instagram na App Store

Pequenos momentos levam a grandes amizades. Compartilhe os seus no Instagram. — Da Meta Conecte-se com amigos, encontre outros fãs e veja o que as pessoas ao seu redor estão ...

Instagram - App Store

Крепкая дружба складывается из множества моментов. Поделитесь своими в Instagram. — от Meta Общайтесь с друзьями, находите поклонников и узнавайте о событиях в жизни ...

Instagram im App Store

Aus kleinen Momenten werden große Freundschaften. Teile deine auf Instagram. - Von Meta Bleib mit deinen Freund*innen in Kontakt, finde andere Fans und finde heraus, was die ...

Instagram su App Store

Sono i piccoli momenti a far nascere delle grandi amicizie. Condividi la tua su Instagram. — da Meta Connettiti con gli amici, trova altri fan e scopri gli hobby e le passioni di chi ti circonda. ...

Download and install Google Chrome

How to install Chrome Important: Before you download, you can check if Chrome supports your operating system and other system requirements.

Google Chrome - The Fast & Secure Web Browser Built to be Yours

Chrome is the official web browser from Google, built to be fast, secure, and customizable. Download now and make it yours.

Google Chrome Web Browser

To install Chrome, simply download the installation file, then look for it in your downloads folder. Open the file and follow the instructions. Once Chrome is installed, you can delete the install ...

Google Chrome - Download the fast, secure browser from Google

Get more done with the new Google Chrome. A more simple, secure and faster web browser than ever, with Google’s smarts built in. Download now.

Google Chrome downloaden en installeren

Google Chrome downloaden en installeren Je kunt de Chrome-webbrowser kosteloos downloaden en installeren en deze gebruiken om op internet te browsen.

[如何安装 Google Chrome](#)

如何安装 Google - 如何安装 Google 浏览器 如何安装 Google 浏览器 如何安装 Google 浏览器。

Browser web Google Chrome

Per installare Chrome, ti basta scaricare il file di installazione e cercarlo nella cartella dei download. Apri il file e segui le istruzioni.

Fazer o download e instalar o Google Chrome

Fazer o download e instalar o Google Chrome Você pode baixar e instalar o navegador da Web Chrome sem custos financeiros e usá-lo para navegar na Web.

[Google](#)

Search the world's information, including webpages, images, videos and more. Google has many special features to help you find exactly what you're looking for.

Tải xuống và cài đặt Google Chrome - Máy tính - Google Chrome ...

Máy tính Android iPhone và iPad Cách cài đặt Chrome Lưu ý quan trọng: Trước khi tải xuống, bạn có thể kiểm tra xem Chrome có hỗ trợ hệ điều hành mình đang dùng hay không, đồng thời ...

Unlock the secrets of Tricky Doors Walkthrough Level 10! Discover tips and strategies to conquer this challenging level. Learn more and master the game!

[Back to Home](#)