


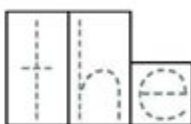
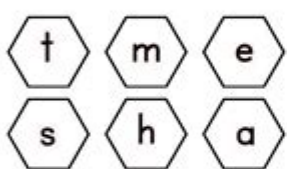

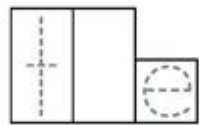
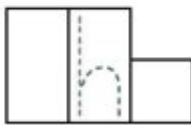


The Sight Word Worksheet

Name: _____		Word Practice 																																
Read the Word.	Color the Word.	Trace the Word.																																
																																		
Connect the Letters.		Find the Word.																																
		<table border="1"><tr><td>t</td><td>h</td><td>e</td><td>a</td><td>t</td><td>r</td><td>j</td><td>t</td></tr><tr><td>m</td><td>a</td><td>t</td><td>h</td><td>e</td><td>t</td><td>i</td><td>h</td></tr><tr><td>a</td><td>t</td><td>h</td><td>e</td><td>o</td><td>h</td><td>g</td><td>e</td></tr><tr><td>p</td><td>o</td><td>n</td><td>e</td><td>p</td><td>e</td><td>b</td><td>s</td></tr></table>	t	h	e	a	t	r	j	t	m	a	t	h	e	t	i	h	a	t	h	e	o	h	g	e	p	o	n	e	p	e	b	s
t	h	e	a	t	r	j	t																											
m	a	t	h	e	t	i	h																											
a	t	h	e	o	h	g	e																											
p	o	n	e	p	e	b	s																											
Trace the Word.	Trace and Complete the Missing Letters.																																	
																																		
Write the Word in a Sentence.																																		
My cup was on _____ table.																																		

The sight word worksheet is an invaluable educational tool designed to enhance early literacy skills among young learners. Sight words are those frequently used words that children are encouraged to recognize instantly without needing to sound them out. Mastery of sight words is crucial for developing reading fluency and comprehension. This article will explore the significance of sight words, the structure of effective sight word worksheets, and practical tips for implementing these worksheets in the classroom or at home.

Understanding Sight Words

Sight words, also known as high-frequency words, are words that appear often in written language. For young readers, recognizing these words by sight can significantly improve their reading ability. Some commonly referenced lists of sight words include:

- Dolch Sight Words
- Fry Sight Words
- Oxford Sight Words

These lists categorize sight words into different levels based on the child's grade or skill level. The Dolch list, for example, includes 220 sight words that are divided into pre-kindergarten through third-grade levels.

The Importance of Sight Words

Understanding why sight words matter is essential for both educators and parents. Here are several reasons:

1. **Reading Fluency:** Recognizing sight words helps children read smoothly and quickly without pausing to sound out every word.
2. **Comprehension:** When children can read sight words effortlessly, they can focus more on understanding the story rather than decoding words.
3. **Confidence:** Mastering sight words can boost a child's confidence in their reading abilities, encouraging them to read more often.
4. **Foundation for Writing:** Knowing sight words aids in writing as children can use these words in their compositions without hesitation.

Components of an Effective Sight Word Worksheet

Creating a sight word worksheet involves several components that cater to different learning styles. Here are some key elements to consider:

1. Clear Instructions

Each worksheet should begin with clear instructions outlining what the child is expected to do. Whether it's tracing, circling, or using the words in sentences, concise directions help prevent confusion.

2. Word Lists

Incorporating a list of sight words relevant to the child's learning level is essential. This can be a targeted list of 5-10 words that the child will focus on for that session.

3. Varied Activities

To keep children engaged and accommodate different learning styles, include a variety of activities such as:

- Tracing: Children can trace the sight words to improve their handwriting and retention.
- Fill-in-the-Blanks: Provide sentences with missing sight words for children to fill in.
- Word Search: Create a word search puzzle that includes the sight words.
- Matching: Have children match sight words with pictures that represent them.

4. Visual Aids

Incorporating visuals can enhance understanding and retention. Including images or illustrations related to the sight words can help children associate the word with its meaning.

5. Review and Assessment Sections

End the worksheet with a review section where children can demonstrate their understanding. This could be through writing the words in sentences or a mini-quiz that tests their recognition of the sight words.

How to Use Sight Word Worksheets Effectively

To maximize the effectiveness of sight word worksheets, consider the following strategies:

1. Consistency is Key

Integrate sight word practice into your daily routine. Regular exposure to sight words through worksheets will reinforce learning. Aim for short, daily sessions that keep children motivated without overwhelming them.

2. Make it Fun

Incorporate games and activities that make learning sight words enjoyable. For example, turn the worksheet activities into a competitive game where children earn points for each correct answer.

3. Encourage Independent Learning

Provide opportunities for children to work independently on sight word worksheets. This builds

confidence and allows them to take ownership of their learning.

4. Use Technology

Leverage digital resources and apps that focus on sight words. Many online platforms offer interactive worksheets and games that can complement traditional worksheets.

5. Collaborate with Parents

Engage parents by providing them with copies of the worksheets to use at home. This collaboration ensures that children receive consistent practice in both settings.

Examples of Sight Word Worksheets

To illustrate how sight word worksheets can be structured, here are a few examples of activities that can be included:

1. Tracing and Writing

- Instructions: Trace each sight word three times and then write it on the line below.
- Sight Words: the, and, see, it, is

2. Fill-in-the-Blanks

- Instructions: Fill in the blanks with the appropriate sight words.
- Sentence Examples:
 - I can ____ the ball.
 - It is ____ sunny today.
 - Do you see ____ dog?

3. Word Search

- Instructions: Find and circle all the sight words in the puzzle below.
- Words to Find: he, she, go, up, down

4. Drawing Connections

- Instructions: Draw a picture that represents each sight word.
- Sight Words: big, small, happy, sad

Conclusion

In conclusion, **the sight word worksheet** is a vital resource for fostering early literacy skills. With a focus on consistency, engagement, and a variety of activities, educators and parents can help children master sight words, paving the way for improved reading fluency and comprehension. By integrating these worksheets into daily practice, children will develop confidence in their reading abilities, making the journey through literature an enjoyable and rewarding experience.

Incorporating creativity and technology can further enhance the learning experience, ensuring that children remain excited about reading. As they progress, these foundational skills will serve them well throughout their academic journey and beyond.

Frequently Asked Questions

What is a sight word worksheet?

A sight word worksheet is an educational resource designed to help children recognize and read common words that are frequently found in texts, improving their reading fluency.

Why are sight word worksheets important for early literacy?

Sight word worksheets are important because they help young learners build a strong foundation in reading by enabling them to quickly recognize high-frequency words, which aids in comprehension and confidence.

What types of activities are typically included in a sight word worksheet?

Sight word worksheets often include activities such as word searches, fill-in-the-blanks, tracing, matching words to pictures, and simple sentence construction to reinforce recognition and usage.

How can parents use sight word worksheets at home?

Parents can use sight word worksheets at home by incorporating them into daily reading sessions, turning them into fun games, and regularly reviewing the words to enhance their child's familiarity and confidence.

What age group is most suitable for using sight word worksheets?

Sight word worksheets are most suitable for preschool to early elementary-aged children, typically ages 4 to 7, as they are in the critical stage of developing reading skills.

Are there digital versions of sight word worksheets available?

Yes, there are many digital versions of sight word worksheets available online, which can be printed or used interactively on tablets and computers, providing flexibility and engagement for young learners.

Find other PDF article:

<https://soc.up.edu.ph/44-slide/files?ID=oYM87-8011&title=occupational-therapy-mental-health-parity-act.pdf>

The Sight Word Worksheet

L/C 30 days at sight *CAD 30 days at sight* ...

L/C 30 days at sight *CAD 30 days at sight* ...1. *L/C* *letter of credit* ...

irrevocable LC at sight 100% ...

Feb 11, 2025 · **irrevocable LC at sight 100%** ...“irrevocable” ...
“at sight” ...

90 -

2 *at 90 days after date of B/L* 90 90 3 *at sight* ...
1 2 2 1

bank contract at sight? -

“Bank Contract at Sight” ...“Bank Contract at Sight” ...**“
**“Bank Acceptance Bill” ...“” ...

LC 60 days **LC 60 days after sight** -

Jul 4, 2007 · **LC 60 days** **LC 60 days after sight** 1 *L/C 60 days* *L/C 60 days after sight* ...

LC 90 days from B/L date *LC 90 days after sight*

2013-01-31 · TA 2.8 *LC 90 days from B/L date* 90 *LC 90 days after sight* ...

Φ_

Φ PHi fai 1 Alt 42677 2 Word Excel “”
3 fai Φ PHi fai ...

D/P at 90 days after sight **D/A at 90 days after sight** ...

D/P *after sight* *D/P* *D/A* ...

? -

Jul 19, 2021 · *at sight*. *at XXX days after sight* ...

TT30 **NET30** **OA30** -

TT30 NET30 OA30 T/T30 30 Net 30 30
30

L/C 30 days at sight *CAD 30 days at sight* ...

L/C 30 days at sight CAD 30 days at sight 1. L/C letter of credit ...

irrevocable LC at sight 100%,

Feb 11, 2025 · irrevocable LC at sight 100% “irrevocable”
“at sight”

90 -

2 at 90 days after date of B/L 90 90 3 at sight
1 2

bank contract at sight? -

“Bank Contract at Sight” “Bank Contract at Sight” **
** “Bank Acceptance ...

LC 60 days *LC 60 days after sight* -

Jul 4, 2007 · LC 60 days LC 60 days after sight 1 L/C 60 days L/C 60 days after sight

LC 90 days from B/L date LC 90 days after sight

2013-01-31 · TA 2.8 LC 90 days from B/L date 90 LC 90 days after sight ...

Φ _

Φ PHi fai 1 Alt 42677 2 Word Excel “”
3 ...

D/P at 90 days after sight **D/A at 90 days after sight** , ...

D/P after sight D/P D/A
...

? -

Jul 19, 2021 · at sight. at XXX days after sight

TT30 **NET30** **OA30** -

TT30 NET30 OA30 T/T30 30 Net 30 30
...

Boost your child's reading skills with our engaging sight word worksheet! Discover how to make learning fun and effective. Download yours today!

[Back to Home](#)