

















The Five Senses Worksheet For Kindergarten



5 Senses

Read and choose

smell			
taste			
hear			
touch			
see			

ezpzlearn.com

The five senses worksheet for kindergarten is a vital educational tool designed to help young learners explore and understand the world around them. By engaging with activities that focus on sight, sound, touch, taste, and smell, kindergarteners can develop their sensory awareness while honing their cognitive and motor skills. In this article, we will delve into the importance of five senses worksheets, how to implement them effectively in the classroom, and provide a variety of engaging activities that will keep your students excited and learning.

Why Are Five Senses Worksheets Important?

Five senses worksheets are crucial for several reasons:

- **Enhances Learning:** These worksheets provide a structured way for children to explore their senses, encouraging them to think critically about how they perceive the world.
- **Supports Development:** Activities related to the five senses support not only cognitive skills but also fine motor skills through drawing, cutting, and pasting.
- **Encourages Exploration:** Worksheets often include prompts that inspire kids to explore their environment, fostering curiosity and a love for learning.
- **Promotes Communication:** Discussing their responses to the worksheets helps children articulate their thoughts and feelings, enhancing their language skills.

How to Implement Five Senses Worksheets in the Classroom

To make the most out of five senses worksheets in your kindergarten classroom, consider the following steps:

1. Introduce the Concept of the Five Senses

Begin with a brief discussion about the five senses. Ask students to name them and describe what each sense does. Use visual aids, such as pictures or sensory objects, to illustrate your points. This initial introduction sets a solid foundation for the activities that will follow.

2. Create a Sensory Station

Set up a sensory station in your classroom where students can engage with different materials that stimulate each of the five senses. For example:

- **Sight:** Colorful pictures, books, and objects.
- **Sound:** Musical instruments or sound jars filled with different materials.
- **Touch:** Textured fabrics or objects with different shapes.
- **Taste:** Samples of various fruits or snacks (be mindful of allergies).

- **Smell:** Scented playdough or jars with herbs and spices.

Encourage students to rotate through the stations, experiencing each sense first-hand.

3. Distribute Worksheets

After the sensory exploration, distribute worksheets that correspond to each sense. These worksheets can include:

- Matching pictures to the correct sense.
- Drawing their favorite smell, sound, or taste.
- Descriptive writing prompts about what they experienced at each sensory station.

4. Group Activities

Engage students in group activities that promote collaboration. For example, you can have them create a "Five Senses Book" where each student contributes a page about a specific sense, complete with illustrations and descriptions. This not only reinforces the concept but also builds teamwork and communication skills.

5. Review and Discuss

After completing the worksheets, hold a class discussion. Encourage students to share their favorite activities and what they learned about their senses. This reinforces their understanding and allows them to practice public speaking in a supportive environment.

Engaging Activities for Five Senses Worksheets

To keep your kindergarteners engaged, consider incorporating a variety of activities that align with their worksheets. Here are some fun ideas:

1. Sensory Scavenger Hunt

Organize a scavenger hunt where students search for items that correspond to each of the five senses. Provide a checklist for them to mark off items they find, such as:

- Something that feels rough
- Something that smells sweet
- Something that makes a sound
- Something colorful to see
- Something tasty to eat (that is safe for them)

2. “Scented” Art Project

Have students create art projects using scented materials. For instance, they can paint with scented paints or use spices like cinnamon or cocoa powder in their artwork. This combines creativity with sensory exploration.

3. Taste Testing

Conduct a taste-testing session where students can try different foods. Provide a variety of flavors—sweet, sour, salty, and bitter. Encourage them to describe the tastes using their worksheets. This not only reinforces the concept of taste but also introduces them to new foods.

4. Sound Mapping

Create a "sound map" activity where students sit quietly for a few minutes and listen to the sounds around them. They can draw or write down what they hear on their worksheets. This activity enhances their listening skills and awareness of their environment.

5. Nature Walk

Plan a nature walk where students can experience the outdoors with all their senses. Encourage them to observe what they see, hear, smell, and touch. Provide worksheets for them to fill out as they explore, which can later be discussed back in the classroom.

Conclusion

Incorporating a **five senses worksheet for kindergarten** into your lesson plans is an effective way to engage young learners in sensory exploration. By combining structured worksheets with hands-on activities, you can foster a comprehensive understanding of the five senses while supporting various

developmental skills. The excitement and joy of discovering the world through their senses will not only make learning fun but also create lasting memories for your kindergarten students.

Frequently Asked Questions

What are the five senses that kindergarten worksheets usually focus on?

The five senses are sight, hearing, touch, taste, and smell.

How can a five senses worksheet help kindergarten students?

It helps students identify and understand their senses, enhances vocabulary, and encourages observation skills.

What activities might be included in a five senses worksheet for kindergarten?

Activities may include matching pictures to senses, identifying objects using senses, and drawing their favorite sensory experiences.

Why is it important to teach the five senses in kindergarten?

Teaching the five senses in kindergarten is important for cognitive development, sensory awareness, and foundational science education.

How can parents support their child's learning about the five senses at home?

Parents can support learning by engaging in sensory activities, discussing everyday experiences related to the senses, and using sensory-rich materials during play.

Find other PDF article:

<https://soc.up.edu.ph/51-grid/files?ID=KqF73-7343&title=robert-downey-jr-criminal-history.pdf>

The Five Senses Worksheet For Kindergarten

2024 5 -

4 5 4

...

2 3.5 × 4.9 cm 3.5 × 5.3 cm -

Jan 31, 2021 · 2 5.08cm 2 3.5*4.8 3.5*5.3

五感ワークシート5つの感覚を鍛える ...
五感ワークシート5つの感覚を鍛える 30 1 16

4321four ...
15500One fifty five hundredfifteen thousand five hundred 1.2345 One Point
Two Three Four Five ...

-
Triton Five HiFi
3000070000 ...

Fama French 2013 ...
Fama French 2013 (Five-factor Asset Pricing Model) Journal of Financial
Economics116 (2015) 1-22Draft

Enhance your kindergarten curriculum with our engaging five senses worksheet for kindergarten.
Perfect for hands-on learning! Discover how to inspire your students today!

[Back to Home](#)