


The Day The Crayons Quit Worksheet




Name: _____

Reflecting on the Story


I'm tired of...




I'd rather be...




I wonder what it would be like...




The problem is...



I'm feeling very...



Next time use me to draw a...



Teaching
Cave

The day the crayons quit worksheet is a creative and engaging educational tool designed to help children explore the themes of the popular children's book "The Day the Crayons Quit" by Drew Daywalt. This book, which tells the story of a box of crayons that decide to voice their grievances to their owner, Duncan, provides an excellent opportunity for teachers and parents to encourage children to think critically and express themselves. In this article, we will explore what the worksheet entails, its educational benefits, and how it can be effectively utilized in a classroom or home setting.

Understanding "The Day the Crayons Quit" Book

Before diving into the worksheet, it's essential to understand the source material. "The Day the Crayons Quit" features a unique narrative style that allows each crayon to express its feelings and frustrations. Each crayon's letter reveals its personality and color, making it relatable to young readers.

Key Themes in the Book

The book highlights several important themes, including:

- **Communication:** The crayons articulate their feelings, teaching children the importance of expressing themselves.
- **Individuality:** Each crayon has its unique voice and perspective, promoting the idea that everyone has something valuable to contribute.
- **Empathy:** Readers learn to understand and respect the feelings of others, as the crayons share their experiences.
- **Problem-Solving:** The resolution of the crayons' concerns encourages critical thinking and creativity.

What is The Day the Crayons Quit Worksheet?

The Day the Crayons Quit worksheet is an educational resource that complements the book. It often includes various activities that encourage children to engage with the text more deeply.

Common Features of the Worksheet

Typically, the worksheet may contain the following elements:

1. **Reading Comprehension Questions:** These questions help assess understanding of the story and its themes.
2. **Character Analysis:** Activities that prompt students to describe each crayon's personality and feelings.
3. **Creative Writing Prompts:** Encouraging children to write their own letters as a crayon or even create a new character.
4. **Art Activities:** Drawing or coloring prompts that allow children to express their creativity.
5. **Discussion Questions:** Open-ended questions that promote classroom discussion and sharing of ideas.

Benefits of Using The Day the Crayons Quit Worksheet

Implementing this worksheet in educational settings offers numerous benefits for young learners.

Enhances Reading Skills

By answering comprehension questions and engaging in discussions, children develop their reading comprehension skills. This process helps them learn to extract meaning and context from texts.

Encourages Creativity

Through creative writing and art activities, children can express their imagination. They may explore different perspectives by writing from a crayon's point of view or imagining new crayon characters.

Promotes Emotional Intelligence

The letters from the crayons allow children to explore emotions, fostering empathy and emotional literacy. They learn to understand the feelings of others, which is a crucial aspect of social development.

Facilitates Critical Thinking

The problem-solving aspect of the crayons' grievances encourages critical thinking. Children are prompted to think about solutions and consider different viewpoints, which enhances their reasoning skills.

How to Use The Day the Crayons Quit Worksheet Effectively

To maximize the benefits of the worksheet, it's essential to implement it thoughtfully.

In the Classroom

1. **Introduce the Book:** Start by reading "The Day the Crayons Quit" aloud to the class. Engage students by discussing the main themes and characters.
2. **Distribute the Worksheet:** Hand out the worksheet after reading the book. Allow students to work on it individually or in small groups.
3. **Facilitate Discussion:** After completing the worksheet, hold a class discussion. Encourage students to share their thoughts and insights.

4. **Incorporate Art:** Provide art supplies for students to create their own crayon characters, enhancing the creative aspect of the lesson.

At Home

1. **Read Together:** Parents can read the book with their children, discussing the story's themes and characters.
2. **Encourage Reflection:** After completing the worksheet, ask children to reflect on their favorite crayon and why it resonated with them.
3. **Creative Expansion:** Encourage children to create their own stories or drawings inspired by the book, fostering further engagement.

Conclusion

The day the crayons quit worksheet is not just an educational tool; it is an opportunity for children to express their creativity, understand emotions, and develop critical thinking skills. By engaging with the themes of the book, children learn valuable lessons about communication, individuality, and empathy. Whether used in a classroom or at home, the worksheet serves as a fun and interactive way to deepen their understanding of the story while enhancing their educational experience. Incorporating this worksheet into learning activities will undoubtedly create memorable experiences that inspire young minds to think outside the box and embrace their unique voices.

Frequently Asked Questions

What is the main theme of 'The Day the Crayons Quit'?

The main theme is about self-expression and the importance of valuing individual opinions and feelings.

Who is the author of 'The Day the Crayons Quit'?

The book is written by Drew Daywalt.

What do the crayons in the story express?

The crayons express their grievances about how they are used and the unfair treatment they receive.

How can teachers use 'The Day the Crayons Quit' in the classroom?

Teachers can use it to foster discussions about feelings, creativity, and encourage students to express their own opinions and ideas.

What is the significance of the different colors of crayons in the story?

Each color represents unique emotions and perspectives, highlighting diversity and individuality.

What lesson can children learn from the crayons' complaints?

Children can learn to recognize and respect others' feelings and the importance of communication.

Is there a worksheet available to accompany 'The Day the Crayons Quit'?

Yes, many educators create worksheets that include activities like writing prompts, drawing, and discussing the crayons' letters.

What age group is 'The Day the Crayons Quit' intended for?

The book is primarily aimed at children aged 3 to 8 years old.

Can 'The Day the Crayons Quit' be used to teach color recognition?

Yes, it can be a fun way to teach color recognition while discussing the characters associated with each color.

What activities might be included in a 'The Day the Crayons Quit' worksheet?

Activities might include coloring exercises, letter writing, and creative drawing tasks inspired by the crayons' letters.

Find other PDF article:

<https://soc.up.edu.ph/14-blur/pdf?ID=vfw55-6142&title=common-core-teaching-and-learning-strategies.pdf>

The Day The Crayons Quit Worksheet

2025 7 -

2025 DIY

□□□□□□□□ - □□□□

Sep 2, 2024 · One day I will be you baby boy and you gonbe me               I wish I could hug you till youre really really being free                                                                             ...

□□□□ □□ *The Day of the Jackal Season 1 (2024)* □□□□ ...

Apr 14, 2025 · 00:00 The Day of the Jackal Season 1 (2024) 00:00 100%

□□ - □□□□□□□□

Apple AppDay One App App App Apple ...

2- -
Jun 15, 2024 · 2 ctrl+C+Tgive me much money we are having a
good day to you ; 12 ...

mathtype730 -
30,options7

Discover engaging activities with our 'The Day the Crayons Quit' worksheet! Perfect for enhancing creativity and comprehension. Learn more and inspire young minds!

[Back to Home](#)