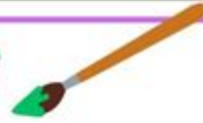


# The Color Green Worksheets

Student Name: \_\_\_\_\_ Teacher: \_\_\_\_\_  
Class: \_\_\_\_\_ Date: \_\_\_\_\_





## Color Green



Color the items that are **green** in color.



Green



[facebook.com/Aboutpreschool.net](https://facebook.com/Aboutpreschool.net)



[aboutpreschool.net](https://aboutpreschool.net)

The color green worksheets are an essential educational resource designed to engage children in learning about one of the most prevalent colors in nature. These worksheets can be used in a variety of educational settings, including preschools, kindergartens, and at home. They help young learners develop important skills such as color recognition, fine motor skills, creativity, and even basic language skills. In this article, we will explore the importance of color recognition, the benefits of using worksheets focused on the color green, types of activities included in these worksheets, and how to effectively implement them in teaching.

# Understanding Color Recognition

Color recognition is a fundamental skill for young children. It goes beyond just identifying colors; it also aids in cognitive development and enhances a child's ability to categorize and sort objects in their environment.

## The Importance of Color Recognition

1. **Cognitive Development:** Recognizing colors is one of the first steps in a child's cognitive development. It helps them understand and describe their surroundings.
2. **Language Skills:** Learning colors provides children with vocabulary they can use to describe the world around them. For example, instead of saying "the ball," they can say "the green ball," enriching their language skills.
3. **Social Skills:** Identifying colors can promote social interaction as children learn to share and discuss their observations with peers and adults.
4. **Creativity:** Understanding colors stimulates creativity, enabling children to express themselves through art and imaginative play.

## Benefits of Using Color Green Worksheets

The color green worksheets offer numerous benefits in educational settings. Here are some of the most significant advantages:

1. **Engagement:** Worksheets with vibrant green images and themes capture children's attention and interest.
2. **Skill Development:** These worksheets can help develop fine motor skills through activities that involve coloring, cutting, and pasting.
3. **Diverse Learning Styles:** Worksheets can cater to various learning styles. Visual learners benefit from seeing the color green in various contexts, while kinesthetic learners can engage in hands-on activities.
4. **Reinforcement of Learning:** Using worksheets allows for repetition, which is crucial for mastery of concepts. Children can practice identifying and using the color green in different contexts.
5. **Fun and Interactive:** Incorporating games and activities related to the color green makes learning enjoyable for children, encouraging a positive attitude toward education.

# Types of Activities in Color Green Worksheets

Color green worksheets can include a wide variety of activities, catering to different skills and learning objectives. Here are some common types of activities you might find:

## 1. Coloring Pages

Coloring activities are a classic way to engage children. Worksheets featuring items that are typically green, such as leaves, frogs, or apples, encourage children to color them using different shades of green. This activity helps them:

- Improve their coloring skills.
- Learn about different shades of green.
- Develop hand-eye coordination.

## 2. Color Sorting Activities

Sorting activities help children understand categorization. Worksheets may include images of various objects, some green and some not. Children can be asked to:

- Circle or highlight all the green items.
- Cut out pictures and sort them into "green" and "not green" categories.

## 3. Tracing and Writing Practice

For older preschoolers, worksheets can incorporate tracing and writing practice. Children can trace the word "green" and practice writing it independently. This activity helps:

- Improve handwriting skills.
- Reinforce vocabulary related to colors.

## 4. Matching Games

Matching games can be a fun way to teach color recognition. Worksheets might include two columns: one with images of green objects and another with names of those objects. Children can draw lines to match the image with the correct name, reinforcing their understanding of both visual and textual representations.

## 5. Counting Activities

Incorporating math into color worksheets can enhance learning. For instance, children can count the

number of green items in a picture and write the total number next to it. This activity helps:

- Develop early math skills.
- Encourage observation skills.

## **Implementing Color Green Worksheets in Teaching**

To effectively utilize the color green worksheets in teaching, consider the following strategies:

### **1. Create a Color-Themed Lesson Plan**

Integrate the color green into a broader lesson plan. For example, you can start with a story about nature, focusing on green elements like trees and grass, followed by activities using green worksheets.

### **2. Use Interactive Learning**

Encourage children to engage with their environment by taking nature walks and observing green objects. Afterward, they can create a collage or a drawing and use worksheets to supplement their experience.

### **3. Encourage Group Activities**

Use the worksheets in group settings to promote collaboration. Children can work together to complete a worksheet, discuss their answers, and share their thoughts about green items they like.

### **4. Assess Understanding**

After completing the worksheets, assess children's understanding of the color green through informal questioning. Ask them to name objects that are green and to describe what they learned.

### **5. Provide Feedback and Encouragement**

As children work on their worksheets, provide positive feedback. Encouragement boosts their confidence and fosters a love for learning about colors and other concepts.

# Conclusion

The color green worksheets are an excellent resource for early childhood education, offering a fun and interactive way for young learners to engage with the concept of color. By incorporating various activities such as coloring, sorting, matching, and writing, these worksheets help develop essential skills in cognitive development, language, and creativity. Moreover, they can easily be integrated into lesson plans, making them a versatile tool for educators and parents alike. The joy of learning colors, especially the vibrant and life-affirming green, contributes not only to academic growth but also to the overall development of children as they explore and understand the world around them.

## Frequently Asked Questions

### **What are color green worksheets used for in early childhood education?**

Color green worksheets are used to help young children recognize and identify the color green, enhance their color vocabulary, and develop fine motor skills through activities like coloring, matching, and tracing.

### **What types of activities can be found on color green worksheets?**

Color green worksheets often include activities such as coloring pictures of green objects, identifying green items in a scene, sorting objects by color, and engaging in tracing exercises to reinforce color recognition.

### **How can parents incorporate color green worksheets into home learning?**

Parents can incorporate color green worksheets into home learning by setting aside time for coloring activities, using them as part of themed learning weeks, or integrating discussions about nature and green items found around the house or outdoors.

### **Are there digital versions of color green worksheets available?**

Yes, there are many digital versions of color green worksheets available online, which can be downloaded or printed. Some educational websites and platforms also offer interactive activities that focus on the color green.

### **What age group is most commonly targeted with color green worksheets?**

Color green worksheets are primarily targeted towards preschoolers and kindergarten-aged children, typically ranging from 3 to 6 years old, as they are learning to identify colors and engage in basic educational activities.

<https://soc.up.edu.ph/64-frame/Book?docid=XwQ66-6524&title=venture-capital-interview-guide.pdf>

hdrhdr? -

*Is it normal for hdr to be washed out like this - Reddit*

## Runelite plugin for highlighting items in inventory? : r/2007scape

## HDR□□□□□□ - □□

## Select "no color" in MS Paint to draw with transparency - Reddit

Chimera KM7 RGB mouse won't keep color change : r/iBUYPOWER ...

## SRGB? -

## Profile customization : r/JanitorAI Official - Reddit

## How to control Arctic AIO pump, fans, and RGB? : r/arcticcooling

OPPO Color OS ...

# hdrhdr? -

Dec 7, 2021 · Windows 10 HDR HDR ...

Aug 7, 2023 · This is not a problem for HDR content as programs used to create HDR content have color ...

Feb 23, 2023 · trueTrying to get better at switching, and it would be helpful if I could color code my stuff

**例:** HDRHDR10bit ...

Select the color that you want to remove as color 2, go to the selection tool and enable transparent  
...

[Back to Home](#)