










Telling Time Worksheets Grade 2

Name _____

Telling Time

Directions: Write the time under each clock.

		
<input type="text"/>	<input type="text"/>	<input type="text"/>
		
<input type="text"/>	<input type="text"/>	<input type="text"/>
		
<input type="text"/>	<input type="text"/>	

Telling time worksheets grade 2 are essential educational tools designed to help young learners grasp the fundamental concept of time. As children progress through their second-grade curriculum, they are expected to develop a solid understanding of how to read clocks, interpret time, and apply these skills in real-world situations. In this article, we will explore the importance of learning to tell time, the types of worksheets available, effective teaching strategies, and additional resources that can help reinforce these concepts.

The Importance of Learning to Tell Time in Grade 2

Understanding how to tell time is a crucial skill that children will use throughout their lives. Mastering this concept early on provides students with several benefits:

- **Life Skills:** Telling time is a practical skill that children need to manage their daily activities, from waking up for school to attending events.
- **Mathematical Foundations:** Learning to tell time involves understanding numbers, counting, and basic fractions, all of which are foundational math skills.
- **Time Management:** Knowing how to read a clock allows children to develop time management skills, helping them to plan and prioritize tasks.
- **Real-World Applications:** Time is an integral part of daily life, and understanding it helps children relate to other subjects, including science and history.

Types of Telling Time Worksheets for Grade 2

Telling time worksheets come in various formats, each designed to target specific aspects of time-telling skills. Here are some common types of worksheets that can be used in grade 2:

1. Analog Clock Worksheets

Analog clock worksheets typically feature images of clocks showing different times. Students are asked to either read the time displayed or draw hands on a clock to indicate a specific time. These worksheets help students:

- Recognize the hour and minute hands.
- Understand the positioning of numbers on a clock face.
- Develop skills to read both hours and minutes accurately.

2. Digital Clock Worksheets

Digital clock worksheets focus on reading time in a digital format. Activities may involve matching digital times to analog clocks or converting times from one format to another. Benefits include:

- Familiarity with digital time representation.
- Ability to read and interpret time in various formats.

3. Time Word Problems

Word problems involving time require students to apply their knowledge in practical scenarios. These worksheets may present situations like scheduling events or calculating durations. They encourage:

- Problem-solving skills.
- Critical thinking and application of time concepts in everyday situations.

4. Time Comparison Worksheets

These worksheets help students learn to compare two different times, determining which comes first or how much time has passed between two events. They help develop:

- Understanding of elapsed time.
- Skills in addition and subtraction using time.

5. Mixed Practice Worksheets

Mixed practice worksheets combine various types of time-telling exercises, allowing students to practice reading both analog and digital clocks, solving word problems, and comparing times. These comprehensive worksheets encourage:

- Reinforcement of multiple skills in one session.
- Increased confidence in telling time.

Effective Teaching Strategies for Telling Time

To ensure that students grasp the concept of telling time, educators can utilize several effective teaching strategies:

1. Use Visual Aids

Visual aids such as clock models, diagrams, and interactive whiteboards can help students better understand time concepts. Teachers can use large clock faces to demonstrate how the hour and minute hands move, making it easier for students to visualize time.

2. Incorporate Hands-On Activities

Hands-on activities, such as making paper plate clocks or using manipulatives, engage students in the learning process. These activities allow children to physically move the clock hands, reinforcing their understanding of how time works.

3. Implement Games and Technology

Incorporating games, such as "Time Bingo" or online clock-reading games, can make learning to tell time fun and interactive. Educational technology can provide instant feedback and gamify the learning experience, increasing student motivation.

4. Relate Time to Daily Routines

Connecting the concept of time to students' daily routines helps them see the relevance of what they are learning. Teachers can discuss what time school starts, when lunch occurs, or the timing of their favorite TV shows, providing practical examples that resonate with students.

5. Provide Continuous Practice

Regular practice is crucial for mastering the skill of telling time. Encourage students to complete worksheets weekly and incorporate time-telling exercises into daily activities, such as asking them the time during class transitions.

Additional Resources for Telling Time

In addition to worksheets, various resources can support teaching and learning how to tell time:

1. Educational Websites

There are many educational websites that offer downloadable worksheets, interactive games, and instructional videos on telling time. Some popular sites include:

- Education.com
- Teachers Pay Teachers
- ABCmouse.com

2. Workbooks

Workbooks designed specifically for second graders can provide structured practice in telling time. These resources often include a variety of exercises that cover all aspects of time-telling skills.

3. Classroom Tools

Teachers can utilize classroom tools such as wall clocks, digital clocks, and clock manipulatives. These tools can be used for demonstrations and interactive activities, reinforcing concepts in a tangible way.

4. Community Resources

Local libraries and community centers may offer educational programs or workshops focused on time-telling skills. These resources can provide additional support for both students and parents.

Conclusion

Telling time worksheets for grade 2 play a vital role in helping students develop essential time-telling skills. By utilizing various types of worksheets, implementing effective teaching strategies, and providing additional resources, educators can create a rich learning environment that fosters understanding and confidence in telling time. As students master this fundamental skill, they will carry it with them throughout their lives, applying it in countless real-world situations. The journey of learning to tell time is not just an academic exercise; it is a crucial step towards becoming responsible and independent individuals.

Frequently Asked Questions

What are telling time worksheets for grade 2?

Telling time worksheets for grade 2 are educational resources designed to help second-grade students learn to read clocks, understand time concepts, and solve problems related to time.

What skills do grade 2 students develop with telling time worksheets?

Grade 2 students develop skills such as reading analog and digital clocks, understanding the concept of AM and PM, calculating elapsed time, and solving time-related word problems.

What types of activities are included in telling time worksheets for grade 2?

Activities often include drawing hands on a clock, matching digital times with analog clocks, filling in the correct time, solving time puzzles, and answering multiple-choice questions about time.

How can telling time worksheets support math learning in grade 2?

These worksheets support math learning by integrating time concepts with mathematical operations, enhancing problem-solving skills, and providing practice with numbers and counting.

Are there online resources available for telling time worksheets for grade 2?

Yes, numerous educational websites offer free and paid printable telling time worksheets for grade

2, including interactive games and digital worksheets.

How can parents help their children with telling time worksheets at home?

Parents can help by reviewing the worksheets together, using real clocks to practice telling time, and incorporating time-related questions into daily activities.

What is a common challenge students face with telling time in grade 2?

A common challenge is distinguishing between the minute and hour hands on an analog clock, as well as understanding concepts like half past, quarter past, and elapsed time.

Find other PDF article:

<https://soc.up.edu.ph/31-click/files?ID=qET01-2256&title=how-was-aztec-society-organized.pdf>

Telling Time Worksheets Grade 2

Download the new Google Meet app - Computer - Google Meet ...

Google Meet is your one app for video calling and meetings across all devices. Use video calling features like fun filters and effects or schedule time to connect when everyone can join.

Start or schedule a Google Meet video meeting

You can set up or start a new Google Meet video meeting from: [Meet](#) [Gmail](#) [Google Calendar](#) [Google Chat \(Mobile only\)](#) [Another scheduling system](#)

Join a meeting - Computer - Google Meet Help

Important: Learn how to join a meeting in the new Google Meet app. You can join a video meeting from Google Meet, Google Calendar, or G

Télécharger la nouvelle application Google Meet

Télécharger la nouvelle application Google Meet Google Duo et Google Meet ont été combinés en une nouvelle application Meet pour les appels vidéo et les visioconférences. Vous pouvez ...

Google Meet

Google Duo Google Meet Meet Meet Meet

Learn about the Google Meet app

Learn how to download the Meet app. Available features and encryption methods in the Meet app are different between Meetings, Meet calls, and Meet legacy calls.

Download the new Google Meet app

Google Meet is your one app for video calling and meetings across all devices. Use video calling features like fun filters and effects or schedule time to connect when everyone can join.

Official Google Meet Help Center where you can find tips and tutorials on using Google Meet and other answers to frequently asked questions.

[illegible]

Google Meet na Web O Duo mudou: com um ícone diferente, agora ele se chama Google Meet . Você ainda pode programar, iniciar e participar de reuniões como antes. Novos usuários que ...

Get more done with partner apps and services Connect to your favorite apps and services, including Facebook, Dropbox, PayPal, Uber, Boomerang, and more. Find a great restaurant, s

Sign in to your Outlook.com, Hotmail.com, MSN.com or Live.com account. Download the free desktop and mobile app to connect all your email accounts, including Gmail, Yahoo, and ...

Sign in to access your Outlook email and calendar.

[No account? Create one!](#) [Can't access your account?](#) [Terms of use](#) [Privacy & cookies ...](#)

Sign in to Outlook with Microsoft 365 to access your email, calendar, and more. Download the app or log in online for enhanced organization and productivity.

Get free Outlook email and calendar, plus Office Online apps like Word, Excel and PowerPoint. Sign in to access your Outlook, Hotmail or Live email account.

Use private browsing if this is not your device. Learn more.

Hotmail is now Outlook.com. Learn how to sign in to access your Outlook.com, Hotmail, Live, or MSN email account.

With your Outlook login and Outlook on the web (OWA), you can send email, check your calendar and more from - all your go-to devices.

Access free Outlook email and calendar, plus Office Online apps like Word, Excel, and PowerPoint.

Enhance your child's learning with our engaging telling time worksheets for grade 2. Fun activities

and clear instructions make mastering time easy! Learn more.

[Back to Home](#)