










Telling Time To Five Minutes Worksheet

What Time is it?

Directions: Write the time. (For example: 15 minutes past 2 is written as 2:15)

Telling time to five minutes worksheet is an excellent educational tool designed to help students master the concept of reading clocks and understanding time intervals. As children progress through their early education, they encounter various fundamental skills, and learning to tell time is one of the most critical. This skill not only lays the foundation for math but also plays a significant role in daily life. In this article, we will explore the importance of telling time, effective strategies for teaching this skill, and how to create a comprehensive worksheet that will enhance learning and retention.

The Importance of Learning to Tell Time

Learning to tell time is an essential skill that extends beyond the classroom. Here are several reasons why it is crucial for children to develop this ability:

1. **Daily Activities:** Understanding time helps children manage their daily routines, such as school schedules, meals, and bedtime.
2. **Time Management:** Learning to tell time fosters better time management skills, which are vital as they progress through school and eventually into the workforce.
3. **Mathematical Foundations:** Telling time requires children to grasp concepts of numbers, counting, and intervals, reinforcing their overall math skills.
4. **Independence:** Mastering the ability to read a clock empowers children to be more independent in their daily activities.

Common Challenges in Learning to Tell Time

Children often face several challenges when learning to tell time, which can hinder their understanding. Recognizing these challenges is the first step to overcoming them:

1. **Understanding the Clock Face:** Many children struggle to understand the layout of a clock, including the significance of the hour and minute hands.
2. **Concept of Time Intervals:** Grasping the difference between hours, half hours, and quarter hours can be confusing for young learners.
3. **Digital vs. Analog:** Some students may find it challenging to transition between reading analog clocks and digital displays.
4. **Abstract Concept:** Time can be an abstract concept for young children, making it difficult for them to relate it to real-life situations.

Strategies for Teaching Time

Effective teaching strategies can significantly aid children in mastering the skill of telling time. Here are some practical methods educators and parents can employ:

Use Visual Aids

Visual aids are invaluable when teaching time. Consider incorporating the following:

- Clock Models: Use physical clock models that children can manipulate to see how the hands move.
- Interactive Whiteboards: Utilize technology to display interactive clock faces where students can practice setting the time.
- Illustrated Worksheets: Create worksheets that visually represent different times on clocks.

Incorporate Hands-On Activities

Hands-on activities can help solidify the concept of telling time:

- Clock Craft: Have students make their own paper clocks, allowing them to practice moving the hands to show different times.
- Time Games: Engage students in games that involve timing events or races, where they have to check the clock.
- Role-Playing: Create scenarios that require students to use time management, such as planning a party or scheduling a day.

Utilize Worksheets Effectively

Worksheets are a traditional and effective way to reinforce learning. A well-designed telling time to five minutes worksheet can include:

- Clock Faces: Provide blank clock faces for students to fill in with the correct times.
- Multiple Choice Questions: Include questions where students choose the correct time from a list of options.
- Real-Life Scenarios: Present scenarios where students must decide what time to perform specific tasks.

Creating a Telling Time to Five Minutes Worksheet

A comprehensive telling time to five minutes worksheet should encompass various elements to ensure thorough understanding. Here's how to create one:

1. Title and Instructions

Begin with a clear title and simple instructions. For example:

- Title: Telling Time to Five Minutes
- Instructions: Look at the clock faces below and write down the time using "o'clock," "quarter past," "half past," or "quarter to."

2. Clock Faces

Include a series of clock faces that indicate different times. For example:

- 1:00
- 1:05
- 1:10
- 1:15
- 1:20
- 1:25
- 1:30
- 1:35
- 1:40
- 1:45
- 1:50
- 1:55

Make sure the clocks are clear and easy to read. You can also include some times that require students to use phrases like "quarter past" or "quarter to."

3. Time Conversion Exercises

Incorporate exercises that require students to convert times into different formats. For instance:

- What time is it if the hour hand is on 3 and the minute hand is on 12?
- Write the time shown on the clock as a numerical value (e.g., 2:25).

4. Real-Life Application Questions

Add a section with questions that encourage students to relate time to real-life situations. Examples include:

- If school starts at 8:00 AM and you arrive at 8:10 AM, how many minutes late are you?

- You have a soccer game at 3:30 PM. If it takes you 15 minutes to get ready, what time should you start getting ready?

5. Answer Section

Provide an answer key for educators or parents to reference. This will help them quickly assess students' understanding and provide feedback.

Assessment and Feedback

Once students complete the telling time to five minutes worksheet, it is crucial to assess their understanding. Here are some methods to consider:

1. Group Review: Conduct a group review session where students can share their answers and reasoning.
2. One-on-One Feedback: Offer individual feedback to students who may struggle with specific areas.
3. Follow-Up Activities: Plan follow-up activities or worksheets for students who need additional practice.

Conclusion

In conclusion, a telling time to five minutes worksheet is an essential resource for teaching children how to read clocks and understand time intervals. By integrating hands-on activities, visual aids, and engaging worksheets, educators and parents can create an enriching learning experience. As students gain confidence in their ability to tell time, they will not only enhance their mathematical skills but also gain valuable time management skills that will serve them throughout their lives. The journey of learning to tell time can be both fun and educational, laying a strong foundation for future learning.

Frequently Asked Questions

What is a telling time to five minutes worksheet?

A telling time to five minutes worksheet is an educational resource designed to help students practice reading and understanding time on an analog clock, focusing specifically on intervals of five minutes.

What age group is suitable for using a telling time to five minutes worksheet?

Typically, telling time worksheets are suitable for children aged 6 to 8 years old, as they begin learning to read clocks and understand time in school.

How can a telling time to five minutes worksheet benefit students?

These worksheets help students develop their time-telling skills, improve their understanding of time intervals, and enhance their overall math abilities by providing practice in a fun and engaging way.

What types of activities might be included in a telling time to five minutes worksheet?

Activities may include drawing hands on clocks, matching times with written formats, filling in the correct times, and multiple-choice questions related to time.

Can telling time to five minutes worksheets be used for homeschooling?

Yes, these worksheets are great for homeschooling as they provide structured practice and can easily fit into a personalized learning curriculum.

Are there digital versions of telling time to five minutes worksheets

available?

Yes, many educational websites and platforms offer printable and interactive digital versions of telling time worksheets that can be used for both classroom and home learning.

How often should students practice with telling time to five minutes worksheets?

It's recommended that students practice with these worksheets regularly, ideally a few times a week, to reinforce their learning and build confidence in telling time.

Find other PDF article:

<https://soc.up.edu.ph/20-pitch/pdf?dataid=pMY74-7136&title=engineering-mechanics-statics-and-dynamics-12th-edition-solution-manual.pdf>

Telling Time To Five Minutes Worksheet

Microsoft Community

Jan 25, 2025 · Microsoft Community

I cannot access my Windstream.net email accounts.

Oct 9, 2014 · I was connected through Wi-Fi to my windstream isp and connected through hard wire lan to my hughesnet isp. apparently the servers could not handle both isp's trying to ...

Windows 11 Microsoft 365 Classic Outlook unable to add ...

Sep 30, 2024 · I recommend first logging into your web email on windstream.net to check if POP/IMAP/SMTP services are enabled in the email settings. Follow the instructions provided ...

Connecting windstream.net to my outlook.com - Microsoft ...

For further instructions, please check these articles: Add your other email accounts to Outlook.com. Remove a connected account from Outlook.com. Please respond to this thread ...

Why is the Outlook classic on my new Microsoft 365 purchase not ...

Apr 10, 2025 · It seems like the issue might be related to incorrect IMAP/SMTP server settings for your email account in the new Outlook Classic. Ensure that the incoming (IMAP) server is set to ...

Have not been able to receive emails for two days

May 29, 2017 · Be patient. * In fact, Windstream states specifically that using IMAP on one device will lock the mailbox for POP access from any other client (" If you are going to set up email on ...

windstream to outlook not all my folders are going to outlook

Feb 18, 2023 · I am using windstream email now and have setup outlook, not all my folders are showing on outlook

I've switched to Comcast & my email address is the same. But ...

May 2, 2016 · I'm using the same email address, but Comcast gave me a new password. However, Outlook won't accept the new Comcast password, only the old Windstream one, which is set to ...

Stopped receiving newspaper subscription on 10/31/2024.

Nov 20, 2024 · Windstream, my ISP, will not work on it because I use outlook mail and not windstream mail. need help Subscription suddenly stopped on 10/31/2024 after receiving it for ...

Windstream Email Error Message - Microsoft Community

Oct 20, 2013 · Unable to send or receive messages for the Windstream (kahutchinson) account. The host 'POP3.windstream.net' could not be found. Please verify that you have entered the ...

Bing Homepage Quiz | Bing Weekly Quiz

In the past year, Bing makes the new experiences with offers a quiz in that homepage. According to the research ...

Bing Homepage Quiz: Test Your Knowledge Now! - On4t Blog

Feb 16, 2024 · Test your knowledge with the latest Bing Homepage Quiz – engaging, fun, and updated regularly to challenge your brain.

Bing homepage quiz

Microsoft's Bing homepage now features a new daily quiz which is intended to drive engagement and broaden the horizons of Bing users with trivia.

Bing Homepage Quiz: Play Daily and Test Your Knowledge

Launched in 2016, this daily online quiz by Bing has inspired millions to explore the world, one question at a time. Whether you're into history, science, sports, or pop culture, the Bing ...

10 Bing Homepage Quiz Questions That Will Test Your Memory

May 13, 2025 · Bing's homepage quiz is more than just a casual pastime; it's a gateway to enriching your knowledge and enhancing your mental agility. The 10 quiz questions we've ...

How to play Bing Homepage Quiz and win? - The Windows Club

Oct 5, 2023 · Learn how to play Bing Homepage Quiz and win Bing Reward points. If Bing Homepage Quiz is not working, here's what you can do to get it working!

How to Play Bing Homepage Quiz? [100% Working]

Jul 13, 2025 · In this guide, we'll explain everything you need to know about the Bing Homepage Quiz, including how to find it, how to play it, and tips to get the most out of it.

Bing Homepage Quiz - Daily Trivia & Knowledge Test for Today

Jul 8, 2025 · Play the Bing Homepage Quiz daily to test your knowledge with fun news and entertainment questions. Enjoy quizzes, answers, and a weekly challenge to keep your brain ...

Bing Homepage Quiz - Today's Trivia Game to Play & Learn

Jul 7, 2025 · Enjoy today's Bing Homepage Quiz with interactive trivia and knowledge tests. Play every day, learn with quiz questions, and check all correct answers.

Bing Homepage Quiz: Answer the Trivia to Win Prizes!

Looking for a fun and easy trivia game? Try the Bing homepage quiz and earn exclusive rewards by answering some trivia questions.

Master telling time with our engaging 'telling time to five minutes worksheet'. Perfect for kids! Discover how to make learning fun today!

[Back to Home](#)