



Tennant S5 Parts Manual





S5

Battery Powered Push Sweeper
Barredora eléctrica
Balayeuse autotractée alimentée par batterie
Varredora de empurrar à bateria
电瓶供电手推式扫地机
バッテリー駆動ブッシュスイーパー

Operator and Parts Manual (EN)
Manual de funcionamiento y lista de componentes (ES)
Manuel de fonctionnement et liste des pièces (FR)
Manual de Instruções e de Peças (PT)
操作与零部件手册 (CN)
オペレーターおよび部品マニュアル (JP)

Model Part No.:
1069647 – S5 NA
1076020 – S5 NA IRIS
9010143 – S5 AUS / CN / JP
9010141 – S5 EX

TwinMax™ Technology
IRIS® a Tennant Technology
TennantTrue® Parts



www.tennantco.com/manuals

9009640
Rev. 09 (07-2017)

Tennant S5 parts manual is an essential resource for anyone involved in the maintenance or repair of the Tennant S5 floor scrubber. This comprehensive guide provides detailed information about the various components of the machine, ensuring that operators and technicians can easily identify parts, understand their functions, and carry out repairs or replacements effectively. In this article, we will explore the significance of the Tennant S5 parts manual, the key components it covers, and tips for using the manual efficiently.

Why the Tennant S5 Parts Manual is Important

The Tennant S5 floor scrubber is a reliable and efficient cleaning machine used in various commercial and industrial settings. Like any complex piece of equipment, it requires regular maintenance and occasional repairs to keep it functioning optimally. The parts manual serves several crucial purposes:

- **Identification:** It helps users identify specific parts and components, which is essential for maintenance and repairs.
- **Guidance:** The manual provides step-by-step instructions for disassembly, assembly, and troubleshooting.
- **Parts Availability:** Users can determine which parts need to be replaced and how to order them.
- **Efficiency:** Following the manual can lead to quicker repairs and less downtime for the machine.

Key Components Covered in the Tennant S5 Parts Manual

The Tennant S5 parts manual covers a variety of components that are essential for the machine's operation. Below are some of the key parts that users can find detailed information about in the manual:

1. Drive System

The drive system is crucial for the mobility of the floor scrubber. It includes components such as:

- Drive motors
- Drive belts
- Wheels and tires

Understanding how these components work together helps in diagnosing mobility issues.

2. Scrubbing System

This section details the scrubbing mechanism, which is responsible for cleaning the floors. Important parts include:

- Brushes (cylindrical or disc)
- Brush motors
- Squeegee assembly

The manual provides insights on how to replace brushes and maintain the scrubbing system for optimal performance.

3. Water and Chemical System

The water and chemical system is vital for effective cleaning. Key components covered include:

- Solution tanks
- Recovery tanks
- Pumps and valves

Proper understanding of this system ensures that users can effectively manage cleaning solutions and water use.

4. Electrical System

The electrical system powers the entire machine. The parts manual outlines:

- Batteries
- Wiring diagrams
- Control panels and switches

Knowledge of the electrical system is essential for troubleshooting power problems.

5. Chassis and Frame

The chassis forms the foundation of the floor scrubber. Important parts include:

- Frame structure
- Mounting points for components
- Access panels

Understanding the chassis helps in performing structural repairs and modifications.

How to Use the Tennant S5 Parts Manual Effectively

To maximize the benefits of the Tennant S5 parts manual, users should follow these tips:

1. Familiarize Yourself with the Layout

Before diving into repairs or maintenance, take some time to familiarize yourself with the layout of the manual. Knowing where to find specific sections can save you time in the long run.

2. Use the Index and Table of Contents

The index and table of contents are invaluable tools for quickly locating parts or sections of interest. Make it a habit to consult these before searching through the entire manual.

3. Follow Step-by-Step Instructions

When performing repairs, always adhere to the step-by-step instructions provided in the manual. This reduces the risk of errors and ensures that the repair is done correctly.

4. Keep the Manual Updated

If you acquire new parts or update your machine, be sure to keep the manual updated. This can involve adding notes, marking changes, or even obtaining newer versions of the

manual if they are available.

5. Document Your Repairs

After completing any maintenance or repairs, document what you did and any parts that were replaced. This will help you track the machine's history and can be valuable information for future maintenance.

Where to Find the Tennant S5 Parts Manual

Finding the Tennant S5 parts manual is relatively easy. Here are a few reliable sources:

- **Tennant Company Website:** The official Tennant website often provides downloadable manuals for their products.
- **Authorized Dealers:** Local authorized Tennant dealers can provide physical copies or digital versions of the parts manual.
- **Online Forums and Communities:** Cleaning equipment forums and communities may have shared resources or links to manuals.
- **Third-Party Manual Websites:** Websites that specialize in equipment manuals may offer the Tennant S5 parts manual for purchase or download.

Conclusion

In conclusion, the **Tennant S5 parts manual** is a critical tool for anyone who operates or maintains the Tennant S5 floor scrubber. It provides essential information about the machine's components, maintenance procedures, and troubleshooting tips. By utilizing this manual effectively, users can ensure that their floor scrubber remains in top working condition, ultimately improving cleaning efficiency and prolonging the life of the equipment. Whether you are a technician or an operator, having access to the parts manual is a step towards ensuring that your cleaning tasks are performed smoothly and effectively.

Frequently Asked Questions

What is the purpose of the Tennant S5 parts manual?

The Tennant S5 parts manual provides detailed information about the components of the Tennant S5 floor scrubber, including part numbers, diagrams, and assembly instructions to

aid in maintenance and repairs.

Where can I find the Tennant S5 parts manual?

The Tennant S5 parts manual can typically be found on the official Tennant website, through authorized dealers, or by contacting Tennant customer support for a digital or printed copy.

How often should I refer to the Tennant S5 parts manual?

You should refer to the Tennant S5 parts manual whenever you are performing maintenance, troubleshooting issues, or replacing parts to ensure proper procedures and compatibility.

Are there any updates or revisions to the Tennant S5 parts manual?

Yes, manufacturers occasionally release updates or revisions to parts manuals to reflect changes in parts, assembly, or maintenance procedures, so it's important to check for the latest version.

Can I download the Tennant S5 parts manual online?

Yes, the Tennant S5 parts manual is often available for download in PDF format from the Tennant website or other authorized resources.

What should I do if I can't find a specific part in the Tennant S5 parts manual?

If you can't find a specific part in the Tennant S5 parts manual, you should contact Tennant customer support or an authorized dealer for assistance in identifying the part and obtaining it.

Find other PDF article:

<https://soc.up.edu.ph/38-press/pdf?ID=ctE01-3081&title=lord-of-the-rings-return-of-the-king.pdf>

[Tennant S5 Parts Manual](#)

• 60 ...

Dec 4, 2022 · 13 ...

"I don't wanna go"

- DW

