

Telling Time To The Half Hour Worksheet
















TELLING TIME

TO THE HALF HOUR

Name: _____

Date: _____

Look at the digital clock. Color the analog clock that shows the matching time.

8:00			
10:30			
1:30			
7:30			
5:00			

© TeachPrints.com

Telling time to the half hour worksheet is an essential tool in educational settings for young learners. Understanding how to read a clock is a fundamental skill that lays the groundwork for many mathematical concepts and real-life applications. In this article, we will explore the significance of telling time, various methods to teach this skill effectively, and how worksheets can enhance the learning experience for children.

Importance of Telling Time

Telling time is more than just an academic exercise; it is a critical life skill. Here are some reasons why learning to tell time is important:

- **Daily Routines:** Knowing how to tell time helps children manage their daily activities, from waking up to attending school and participating in after-school programs.
- **Independence:** Mastering time-telling fosters independence, allowing children to plan their activities and responsibilities.
- **Social Skills:** Understanding time aids in social interactions, such as making plans with friends and understanding schedules.
- **Mathematical Foundations:** Time-telling introduces concepts such as fractions and division, as the clock is divided into 60 minutes and 12 hours.

Understanding the Clock

Before diving into worksheets, it's crucial to understand the basic components of a clock. A traditional analog clock consists of various parts:

- **Hour Hand:** This shorter hand indicates the hour.
- **Minute Hand:** The longer hand shows the minutes.
- **Second Hand:** This hand is usually thinner and moves continuously.
- **Numbers:** The clock face is marked with numbers 1 through 12, representing the hours.
- **Divisions:** Each hour is divided into 5-minute segments, with each segment representing a single minute.

Half Hour Concept

When teaching children to tell time, it is essential to start with the half-hour mark. The half hour occurs when the minute hand is pointing at the 6, indicating 30 minutes past the hour. Understanding this concept helps children grasp the relationship between hours and minutes.

For example:

- 1:30 is read as "one thirty" or "half-past one."
- 2:30 is "two thirty" or "half-past two."

Strategies for Teaching Time

Teaching children to tell time can be both fun and educational. Here are some effective strategies that can be employed:

1. Use Visual Aids

Visual aids can significantly enhance the learning experience. Consider using:

- Analog clocks: Provide children with physical clocks they can manipulate.
- Worksheets: Create worksheets that feature clocks with different times for students to read and interpret.
- Digital clocks: Introduce the concept of digital time alongside analog to show the differences.

2. Interactive Activities

Engaging children in interactive activities can solidify their understanding of time-telling. Ideas include:

- Time Bingo: Create bingo cards with different times. Call out a time, and children must cover the correct clock representation.
- Clock Matching Games: Use cards with different clock times and their written forms, allowing children to match them.
- Role Play: Have children practice asking and telling time in pairs, simulating real-life scenarios.

3. Storytelling

Integrating storytelling into lessons can help contextualize time. Create stories that involve characters who

have specific times to meet or activities scheduled throughout the day. This method can make learning about time more relatable and enjoyable.

Creating a Telling Time to the Half Hour Worksheet

A well-structured worksheet can reinforce the concepts learned in class. Here's how to create an effective telling time to the half hour worksheet:

Worksheet Components

1. Title: Clearly label the worksheet as "Telling Time to the Half Hour."
2. Instructions: Provide simple instructions, such as "Draw the hands on the clock to show the time."
3. Clock Images: Include several blank clock images for children to fill in.
4. Multiple Choice Questions: Offer questions where children choose the correct time from a set of options.
5. Time Conversion: Create sections where students convert written times into clock drawings and vice versa.

Sample Worksheet Structure

Here's a sample structure for a telling time to the half hour worksheet:

1. Title: Telling Time to the Half Hour Worksheet
2. Instructions: "Draw the clock hands to show the time."
3. Clock Illustrations:
 - Clock 1: (1:30)
 - Clock 2: (3:30)
 - Clock 3: (5:30)
4. Multiple Choice:
 - What time is shown on the clock? (Image of a clock showing 2:30)
 - a) 1:30
 - b) 2:30
 - c) 3:30
5. Fill in the blank:
 - "Half past four is written as ____."
6. Reflection Section: Ask children to write down what they learned about telling time.

Utilizing Technology

In the digital age, technology can be a powerful ally in teaching time. Various online resources and apps can supplement traditional learning methods. Look for:

- Interactive Clock Apps: These allow children to practice telling time in a fun, engaging manner.
- Educational Websites: Many websites offer free worksheets and games focused on telling time.
- Video Tutorials: Visual learners may benefit from video demonstrations that illustrate how to read clocks effectively.

Conclusion

The ability to tell time to the half hour is a vital skill for children, impacting their daily lives and educational journey. By incorporating worksheets, engaging activities, and technological resources, educators can create a comprehensive and enjoyable learning experience. Remember, practice makes perfect; the more children interact with clocks and time-related tasks, the more confident they will become. Ultimately, the goal is to empower students with the knowledge and skills necessary to manage their time effectively, paving the way for future success.

Frequently Asked Questions

What is a 'telling time to the half hour' worksheet?

A 'telling time to the half hour' worksheet is an educational resource designed to help students learn how to read and understand time specifically at half-hour intervals, using clocks and related exercises.

What skills do students develop by using a telling time to the half hour worksheet?

Students develop skills in reading analog clocks, understanding the concept of time intervals, and applying their knowledge to real-life situations.

How can parents assist their children with a telling time to the half hour worksheet?

Parents can assist by guiding their children through the worksheet, explaining how to read the clock, and providing examples of activities that occur at half-hour intervals.

What grade levels typically use telling time to the half hour worksheets?

Telling time to the half hour worksheets are typically used in early elementary grades, particularly in kindergarten and first grade.

What types of activities are commonly included in a telling time to the half hour worksheet?

Common activities include matching times with pictures of clocks, filling in the correct time on blank clock faces, and solving word problems that involve half-hour increments.

Are there digital versions of telling time to the half hour worksheets?

Yes, many educational websites offer digital versions of telling time to the half hour worksheets that can be completed online or printed out for practice.

What is the importance of learning to tell time to the half hour for children?

Learning to tell time to the half hour helps children develop a fundamental understanding of time management, enhances their math skills, and prepares them for more complex time concepts.

Can telling time to the half hour worksheets be adapted for different learning levels?

Yes, these worksheets can be adapted by varying the complexity of the questions, including visual aids, or providing additional context for students who may need extra support.

What resources are available for teachers to create their own telling time to the half hour worksheets?

Teachers can use online worksheet generators, educational software, and printable templates available on educational resource websites to create customized telling time worksheets.

Find other PDF article:

<https://soc.up.edu.ph/42-scope/files?dataid=aWP96-3409&title=mr-pletcher-gave-us-a-weird-exam.pdf>

[Telling Time To The Half Hour Worksheet](#)

13 ideas de Fotos de perfil 2022 | personajes de anime, fondo de anime ...

16 nov. 2022 - Explora el tablero de daniela castro "fotos de perfil 2022" en Pinterest. Ver más ideas sobre personajes de anime, fondo de anime, dibujos bonitos.

100 ideas de Foto de perfil anime - mx.pinterest.com

16 ene. 2022 - Explora el tablero de Akira "foto de perfil anime" en Pinterest. Ver más ideas sobre foto de perfil, personajes de anime, anime.

130 ideas de Foto de perfil | arte de anime, personajes de

este tablero, fue creado especialmente para las fotos de perfil, con el fin de poder dar ideas para aquellos usuarios que quieran darle un toque diferente a su foto de perfil, estas fotos se ...

590 ideas de Fotos de perfil♥ en 2022 | fotos de perfil, personajes de ...

25-feb-2022 - Explora el tablero de Jeylis Gomez "Fotos de perfil♥" en Pinterest. Ver más ideas sobre fotos de perfil, personajes de anime, foto.

Anime PFP Maker gratis: Generar Anime Perfil Foto con AI - AI

Disfruta de la herramienta más sencilla para conseguir tu primer PFP de anime en AI Ease: selecciona tu estilo de anime preferido, sube tu foto y deja que nuestro creador de fotos de ...

Creador de PFP de Anime en línea: Crea un avatar de perfil AI a ...

Transforma tu imagen en un personaje de anime clásico vibrante, un héroe ciberpunk futurista o una obra maestra de manga expresiva. Con una variedad de opciones para elegir, podrás ...

Fotos de perfil de anime - 150 avatares de personajes chicas o ...

Hemos reunido 150 imágenes de perfil de anime adecuadas para cualquier red social, ya sea Facebook, Whatsapp, Steam u otros servicios. También puedes averiguar los nombres de los ...

900+ ideas de Fotos de perfil | personajes de anime, fotos de perfil, foto

6 jun. 2024 - Explora el tablero de ¿?¿?! "Fotos de perfil" en Pinterest. Ver más ideas sobre personajes de anime, fotos de perfil, foto.

160 ideas de Fotos de perfil de animes | fotos de perfil, personajes de ...

9 jul. 2021 - Explora el tablero de Elosia Gallardo.silva "Fotos de perfil de animes" en Pinterest. Ver más ideas sobre fotos de perfil, personajes de anime, arte de anime.

Anime PFP: ideas creativas para fotos de perfil al estilo japonés

¿Alguna vez te has encontrado con personas que usan imágenes de personajes de anime en su foto de perfil? ¿Cuál es la razón para hacer esto? ¿Cuáles son las ventajas? ¿Cómo elegir el ...

Archimedes Jiu-Jitsu: Shreveport Brazilian jiu jitsu.

We are Archimedes Shreveport Brazilian Jiu Jitsu, come join our team! We provide a safe, healthy, and clean environment to learn one of the most effective martial arts in the world.

Shreveport Jiu-Jitsu: Archimedes Brazilian Jiu-Jitsu Academy

Archimedes Brazilian Jiu-Jitsu Academy in Shreveport, Louisiana, is a relatively new academy that has quickly established itself as a premier training facility.

Brand new Archimedes Brazilian Jiu-Jitsu Academy opening in Shreveport ...

Sep 26, 2023 · Hi guys and gals - just wanted to put this out there that we are opening a new Brazilian Jiu-Jitsu Academy in Shreveport, LA! If you are in the area, brand new to the martial ...

Archimedes Jiu-Jitsu Shreveport | Facebook

Archimedes Jiu-Jitsu Academy is a family friendly gym created to inspire a love and excitement for the art of Brazilian Jiu-Jitsu. With a focus on physical and mental wellness using self-defense ...

Shreveport Jiu-Jitsu: Archimedes Brazilian Jiu-Jitsu Academy in ...

May 12, 2024 · In Shreveport, Louisiana, lies the Archimedes Brazilian Jiu-Jitsu Academy, a space dedicated to training in martial arts. Located at 1618 Marshall St, this academy has ...

Announcing the birth of Archimedes Jiu-Jitsu in Shreveport, ...

Feb 3, 2023 · We are Archimedes Jiu-Jitsu, come join our team! We provide a safe, healthy, and clean environment to learn one of the most effective martial arts in the world.

Brand new Archimedes Brazilian Jiu-Jitsu Academy opening in Shreveport ...

Sep 26, 2023 · Hi guys - just wanted to put this out there that we are opening a new Brazilian Jiu-Jitsu Academy in Shreveport, LA! If you are in the area, brand new to the martial art or have ...

Find the gym! - Archimedes Jiu-Jitsu Academy LLC, Shreveport, LA

Mar 11, 2024 · It can be tricky to see the entrance to our awesome little gym but when you get here you'll see a yellow "Jiu-Jitsu" sign on the door. Below is a little map showing you where to ...

Stay Updated with BJJ News - jiujitsu-gyms.com

Stay up to date with the latest BJJ techniques, training tips, and exclusive content. Our newsletter features moves of the month, competition insights, and community highlights. Subscribe

Shreveport Jiu-Jitsu: Archimedes Brazilian Jiu-Jitsu Academy

Shreveport Jiu-Jitsu: Archimedes Brazilian Jiu-Jitsu Academy located at 1618 Marshall St, Shreveport, LA 71101 - reviews, ratings, hours, phone number, directions, and more.

Master telling time with our engaging 'telling time to the half hour worksheet.' Perfect for kids! Discover how to make learning fun and effective today!

[Back to Home](#)