










Telling Time To The Hour Worksheets

Circle the Correct Time

The clocks are all showing different times. Which time listed below is correct?
Circle the correct answer.

 11:00 9:00	 2:00 7:00	 8:00 4:00
 12:00 1:00	 4:00 3:00	 10:00 8:00
 4:00 5:00	 1:00 11:00	 6:00 12:00

education.com Copyright © 2013-2014 by Education.com

More worksheets at www.education.com/worksheets

Telling time to the hour worksheets are essential educational tools designed to help students grasp the concept of time. Understanding how to read a clock is a fundamental skill that children need as they progress through their early education. These worksheets not only reinforce the skill of telling time but also incorporate elements of fun and creativity, making learning engaging for young learners. In this article, we will explore the importance of telling time, the components of effective worksheets, various activities that can be included, and tips for educators and parents to make the most of these resources.

Importance of Learning to Tell Time

Telling time is a crucial life skill that extends beyond the classroom. Here are several reasons why it is important for children to learn how to tell time:

1. Daily Life Skills

- Time Management: Understanding how to read a clock helps children plan their day, manage their activities, and adhere to schedules.
- Independence: Being able to tell time empowers children to take responsibility for their routines, such as waking up, attending classes, and completing homework.
- Social Interaction: Knowing how to tell time allows children to engage in discussions about time, which is essential for social interactions.

2. Cognitive Development

- Problem-Solving Skills: Learning to tell time involves recognizing patterns and solving problems related to time, which enhances critical thinking.
- Numerical Skills: Telling time reinforces counting skills and helps children understand numbers in a practical context.

3. Concept of Time

- Understanding Time: Learning to tell time introduces children to the concept of hours, minutes, and the passage of time, which is foundational for their overall understanding of the world.

Components of Effective Telling Time Worksheets

When creating or selecting telling time to the hour worksheets, it's essential to include various components that facilitate effective learning. Here are some key elements to consider:

1. Clear Instructions

Each worksheet should begin with clear and concise instructions. This ensures that students understand what is expected of them, whether it's drawing hands on a clock, matching clocks to written times, or answering questions related to time.

2. Visual Aids

Visual representations are crucial for teaching time. Worksheets should include images of analog clocks, diagrams illustrating the movement of clock hands, and possibly even real-life scenarios that require students to apply their understanding of time.

3. Variety of Activities

To keep students engaged, worksheets should incorporate a variety of activities, such as:

- Drawing the hands on clocks: Students can practice drawing the hands on clocks to indicate specific times.
- Matching exercises: Pairing written times with corresponding clock images.
- Fill-in-the-blank: Completing sentences related to time, such as "The clock shows ____ o'clock."
- Time word problems: Simple word problems that incorporate time, allowing students to apply their skills in real-life scenarios.

4. Progressive Difficulty

Worksheets should cater to different skill levels. Start with simpler exercises for beginners and gradually increase the complexity to challenge more advanced learners.

Activities to Include in Telling Time Worksheets

Incorporating various activities in telling time worksheets can make the learning process more enjoyable. Here are some examples:

1. Clock Drawing Activity

In this activity, students are given a blank clock face and a specific time (e.g., 3:00). They must draw the hands of the clock to show that time. This not only reinforces their understanding of time but also helps with fine motor skills.

2. Time Matching Game

Create a matching game where students pair cards with written times (e.g., "2:00") with images of clocks showing that time. This can be done as a classroom activity or as a fun take-home assignment.

3. Time Bingo

Create bingo cards with different times on them. As the teacher calls out times, students can mark off the corresponding clocks on their cards. This game reinforces recognition of time in a fun and interactive manner.

4. Real-Life Application

Encourage students to observe clocks at home or in their communities. They can record times they see on different clocks, such as in their living room,

classroom, or at a store. This activity helps them connect what they learn in the classroom with the real world.

Tips for Educators and Parents

To maximize the effectiveness of telling time to the hour worksheets, consider the following tips:

1. Incorporate Technology

Utilize digital resources and apps that focus on telling time. Many educational platforms offer interactive games and quizzes that can complement traditional worksheets.

2. Practice Regularly

Reinforce the skill of telling time through regular practice. Incorporate time-telling exercises into daily routines, such as asking students what time it is at different points throughout the day.

3. Create a Learning Environment

Make learning about time fun and engaging. Decorate the classroom with clocks and time-related visuals, and encourage discussions about time during various subjects.

4. Encourage Peer Learning

Pair students together to work on time-telling exercises. Peer learning can boost confidence and allow students to learn from each other's understanding of the concept.

5. Celebrate Progress

Celebrate the milestones students achieve in learning to tell time. Whether it's through stickers, certificates, or verbal praise, recognition can motivate students to continue working on their time-telling skills.

Conclusion

Telling time to the hour worksheets are invaluable resources in the educational journey of young learners. By providing clear instructions, visual aids, varied activities, and progressive difficulty, these worksheets can effectively teach children the important skill of telling time. Engaging

activities such as clock drawing, matching games, and real-life applications enhance the learning experience, making it interactive and enjoyable. With the right strategies, educators and parents can foster a solid understanding of time in children, equipping them with the skills they need to navigate their daily lives. As they develop this essential skill, students gain confidence and independence, laying the groundwork for future learning.

Frequently Asked Questions

What age is appropriate for children to start using telling time to the hour worksheets?

Children typically start learning to tell time around ages 5 to 7, making worksheets suitable for kindergarten to second-grade students.

What skills do telling time to the hour worksheets help develop in children?

These worksheets help develop skills such as number recognition, understanding of clock hands, and basic time concepts.

Are there different types of telling time to the hour worksheets available?

Yes, there are various types including fill-in-the-blank, matching activities, and drawing clock hands to represent specific times.

What materials do I need to create telling time to the hour worksheets?

You can create worksheets using paper, markers, and a printed clock template, or use digital tools to design interactive online worksheets.

How can parents reinforce telling time skills at home apart from worksheets?

Parents can reinforce these skills by asking children to read analog and digital clocks at home, setting timers for activities, or playing educational games related to time.

Where can I find free telling time to the hour worksheets online?

Free worksheets can be found on educational websites, teacher resource sites, and platforms like Teachers Pay Teachers or education-focused blogs.

Find other PDF article:

<https://soc.up.edu.ph/10-plan/pdf?ID=RLG22-1504&title=boat-ed-test-answers.pdf>

[Telling Time To The Hour Worksheets](#)

Women's Fashion Boutique | Aritzia US

Join Aritzia's Mailing List Insider info on sales, new arrivals and more good stuff.

Aritzia

Aritzia

Women's Clothing & Accessories on Sale | Aritzia CA

Shop the latest clothing on sale from Aritzia and its exclusive brands now including Melina Pants. Get jackets, coats, pants, sweaters, t-shirts, tanks and more on sale.

[Shop All Women's Clothing | Aritzia US](#)

Aritzia is a destination for women's parkas, down puffer jackets, women's sweaters, premium denim, jumpsuits and more. Aritzia has several of its own brands, like Wilfred, Babaton and ...

Everyday Luxury | Aritzia INTL

Don't worry, you can unsubscribe from our mailing list at any time. All emails will be sent by United States of Aritzia Inc. | 611 Alexander Street | Vancouver, BC | V6A 1E1 | [Aritzia.com](#) | [Privacy ...](#)

[Dresses for Women | Midi, Mini & Wrap Dresses | Aritzia US](#)

Check out the latest dresses from Aritzia. Shop mini, midi, maxi, holiday, bodycon, fit & flare, lace, patterned, t-shirt dresses and more.

Jackets & Coats for Women | Shop All Outerwear | Aritzia US

Shop women's coats and jackets from Aritzia and its exclusive brands. Check out the latest puffers, parkas, wool coats, dusters, trench coats and more.

[Shop The Full Collection Dresses For Women Online | AritziaUS](#)

Browse the collection of mini dresses, midi dresses, maxi dress, and more on [aritziaus.com](#). Shop the best aritzia dresses for women online today.

Shop The Newest Shirts & Blouses For Women Online | AritziaUS

Looking for shirts & blouses? We stock a wide range of aritzia shirts & blouses for women to choose from with various styles and sizes. Check out at [aritziaus.com](#) now.

[Aritzia - Wikipedia](#)

Aritzia LP is a Canadian clothing retail company founded in Vancouver, British Columbia, by businessman Brian Hill in 1984. Aritzia sells a variety of lifestyle apparel through various ...

Bengal tiger - Wikipedia

The Bengal tiger is a population of the *Panthera tigris tigris* subspecies. It ranks among the largest of wild cats. It is distributed from India, southern Nepal, Bangladesh, Bhutan to Southwestern ...

Facts About Bengal Tiger Fur, Claws, Canines, Eyes & Ears

Jul 23, 2024 · The Bengal tiger's fur is one of its most striking features, renowned for its vibrant orange hue and distinctive black stripes. Each tiger has a unique stripe pattern, much like ...

[Bengal Tiger - Description, Habitat, Image, Diet, and Interesting ...](#)

Everything you should know about the Bengal Tiger. The Bengal Tiger is a large tiger species with reddish-orange fur, white underbellies, and black stripes.

[What color is the fur of a Bengal tiger? - quizandanswers.com](#)

16 hours ago · What color is the fur of a Bengal tiger? What color is the fur of a Bengal tiger? A Brown B Orange C White Fact: Bengal tigers are renowned for their striking orange fur with ...

Bengal Tiger | The Animal Facts | Appearance, Diet, Habitat, Range

The Bengal tiger is instantly recognizable with its orange body covered with stripes which can vary in color from brown to jet black. Every tiger has a unique pattern of stripes. On their underside ...

Female Bengal tiger, Kanha National Park, India - Bing Gallery · ...

16 hours ago · The jungle queen. International Tiger Day Think you can hear silence? Try sitting in a jeep in Kanha National Park in the heart of India, waiting for a Bengal tiger to appear. ...

What is a Bengal tigers color? - TeachersCollegesj

Oct 25, 2020 · What color is the Bengal tiger's fur? The Bengal tiger's coat is yellow to light orange, with stripes ranging from dark brown to black; the belly and the interior parts of the ...

A Guide to Bengal Tigers - The Big Cat Sanctuary

The bengal tiger has the recognisable tiger 'look' in that it has a yellow or orange coat of fur with dark brown or black stripes and white fur on their belly and the inside of their limbs. The tail is ...

Bengal Tiger - Cougar Mountain Zoo

Physical Appearance: Dominant coat coloration of a Bengal Tiger is orange, white ventral area, and stripes that can vary from brown to black with amber-colored eyes. The form and density ...

[Majestic Adaptations of the Bengal Tiger: Fur, Claws, Canines, ...](#)

The Bengal tiger's fur stands out with its radiant orange and distinctive black stripes, serving both beauty and functionality. Each tiger has a unique stripe pattern, much like human fingerprints, ...

Master telling time with our engaging 'telling time to the hour worksheets'. Perfect for kids! Download now and make learning fun. Learn more today!

[Back to Home](#)