




# Tabc On The Fly Final Exam Answers

  
Final Exam  
Answer Sheet

Please follow the directions on the exam question sheet. Fill in the entire circle that corresponds to your answer for each question on the exam. Erase marks completely to make a change.

---

  
Teacher ID

  
Student ID

---

1 <input type="radio"/> A <input type="radio"/> B <input type="radio"/> C <input type="radio"/> D <input type="radio"/> E	26 <input type="radio"/> A <input type="radio"/> B <input type="radio"/> C <input type="radio"/> D <input type="radio"/> E	51 <input type="radio"/> A <input type="radio"/> B <input type="radio"/> C <input type="radio"/> D <input type="radio"/> E	76 <input type="radio"/> A <input type="radio"/> B <input type="radio"/> C <input type="radio"/> D <input type="radio"/> E
2 <input type="radio"/> A <input type="radio"/> B <input type="radio"/> C <input type="radio"/> D <input type="radio"/> E	27 <input type="radio"/> A <input type="radio"/> B <input type="radio"/> C <input type="radio"/> D <input type="radio"/> E	52 <input type="radio"/> A <input type="radio"/> B <input type="radio"/> C <input type="radio"/> D <input type="radio"/> E	77 <input type="radio"/> A <input type="radio"/> B <input type="radio"/> C <input type="radio"/> D <input type="radio"/> E
3 <input type="radio"/> A <input type="radio"/> B <input type="radio"/> C <input type="radio"/> D <input type="radio"/> E	28 <input type="radio"/> A <input type="radio"/> B <input type="radio"/> C <input type="radio"/> D <input type="radio"/> E	53 <input type="radio"/> A <input type="radio"/> B <input type="radio"/> C <input type="radio"/> D <input type="radio"/> E	78 <input type="radio"/> A <input type="radio"/> B <input type="radio"/> C <input type="radio"/> D <input type="radio"/> E
4 <input type="radio"/> A <input type="radio"/> B <input type="radio"/> C <input type="radio"/> D <input type="radio"/> E	29 <input type="radio"/> A <input type="radio"/> B <input type="radio"/> C <input type="radio"/> D <input type="radio"/> E	54 <input type="radio"/> A <input type="radio"/> B <input type="radio"/> C <input type="radio"/> D <input type="radio"/> E	79 <input type="radio"/> A <input type="radio"/> B <input type="radio"/> C <input type="radio"/> D <input type="radio"/> E
5 <input type="radio"/> A <input type="radio"/> B <input type="radio"/> C <input type="radio"/> D <input type="radio"/> E	30 <input type="radio"/> A <input type="radio"/> B <input type="radio"/> C <input type="radio"/> D <input type="radio"/> E	55 <input type="radio"/> A <input type="radio"/> B <input type="radio"/> C <input type="radio"/> D <input type="radio"/> E	80 <input type="radio"/> A <input type="radio"/> B <input type="radio"/> C <input type="radio"/> D <input type="radio"/> E
6 <input type="radio"/> A <input type="radio"/> B <input type="radio"/> C <input type="radio"/> D <input type="radio"/> E	31 <input type="radio"/> A <input type="radio"/> B <input type="radio"/> C <input type="radio"/> D <input type="radio"/> E	56 <input type="radio"/> A <input type="radio"/> B <input type="radio"/> C <input type="radio"/> D <input type="radio"/> E	81 <input type="radio"/> A <input type="radio"/> B <input type="radio"/> C <input type="radio"/> D <input type="radio"/> E
7 <input type="radio"/> A <input type="radio"/> B <input type="radio"/> C <input type="radio"/> D <input type="radio"/> E	32 <input type="radio"/> A <input type="radio"/> B <input type="radio"/> C <input type="radio"/> D <input type="radio"/> E	57 <input type="radio"/> A <input type="radio"/> B <input type="radio"/> C <input type="radio"/> D <input type="radio"/> E	82 <input type="radio"/> A <input type="radio"/> B <input type="radio"/> C <input type="radio"/> D <input type="radio"/> E
8 <input type="radio"/> A <input type="radio"/> B <input type="radio"/> C <input type="radio"/> D <input type="radio"/> E	33 <input type="radio"/> A <input type="radio"/> B <input type="radio"/> C <input type="radio"/> D <input type="radio"/> E	58 <input type="radio"/> A <input type="radio"/> B <input type="radio"/> C <input type="radio"/> D <input type="radio"/> E	83 <input type="radio"/> A <input type="radio"/> B <input type="radio"/> C <input type="radio"/> D <input type="radio"/> E
9 <input type="radio"/> A <input type="radio"/> B <input type="radio"/> C <input type="radio"/> D <input type="radio"/> E	34 <input type="radio"/> A <input type="radio"/> B <input type="radio"/> C <input type="radio"/> D <input type="radio"/> E	59 <input type="radio"/> A <input type="radio"/> B <input type="radio"/> C <input type="radio"/> D <input type="radio"/> E	84 <input type="radio"/> A <input type="radio"/> B <input type="radio"/> C <input type="radio"/> D <input type="radio"/> E
10 <input type="radio"/> A <input type="radio"/> B <input type="radio"/> C <input type="radio"/> D <input type="radio"/> E	35 <input type="radio"/> A <input type="radio"/> B <input type="radio"/> C <input type="radio"/> D <input type="radio"/> E	60 <input type="radio"/> A <input type="radio"/> B <input type="radio"/> C <input type="radio"/> D <input type="radio"/> E	85 <input type="radio"/> A <input type="radio"/> B <input type="radio"/> C <input type="radio"/> D <input type="radio"/> E
11 <input type="radio"/> A <input type="radio"/> B <input type="radio"/> C <input type="radio"/> D <input type="radio"/> E	36 <input type="radio"/> A <input type="radio"/> B <input type="radio"/> C <input type="radio"/> D <input type="radio"/> E	61 <input type="radio"/> A <input type="radio"/> B <input type="radio"/> C <input type="radio"/> D <input type="radio"/> E	86 <input type="radio"/> A <input type="radio"/> B <input type="radio"/> C <input type="radio"/> D <input type="radio"/> E
12 <input type="radio"/> A <input type="radio"/> B <input type="radio"/> C <input type="radio"/> D <input type="radio"/> E	37 <input type="radio"/> A <input type="radio"/> B <input type="radio"/> C <input type="radio"/> D <input type="radio"/> E	62 <input type="radio"/> A <input type="radio"/> B <input type="radio"/> C <input type="radio"/> D <input type="radio"/> E	87 <input type="radio"/> A <input type="radio"/> B <input type="radio"/> C <input type="radio"/> D <input type="radio"/> E
13 <input type="radio"/> A <input type="radio"/> B <input type="radio"/> C <input type="radio"/> D <input type="radio"/> E	38 <input type="radio"/> A <input type="radio"/> B <input type="radio"/> C <input type="radio"/> D <input type="radio"/> E	63 <input type="radio"/> A <input type="radio"/> B <input type="radio"/> C <input type="radio"/> D <input type="radio"/> E	88 <input type="radio"/> A <input type="radio"/> B <input type="radio"/> C <input type="radio"/> D <input type="radio"/> E
14 <input type="radio"/> A <input type="radio"/> B <input type="radio"/> C <input type="radio"/> D <input type="radio"/> E	39 <input type="radio"/> A <input type="radio"/> B <input type="radio"/> C <input type="radio"/> D <input type="radio"/> E	64 <input type="radio"/> A <input type="radio"/> B <input type="radio"/> C <input type="radio"/> D <input type="radio"/> E	89 <input type="radio"/> A <input type="radio"/> B <input type="radio"/> C <input type="radio"/> D <input type="radio"/> E
15 <input type="radio"/> A <input type="radio"/> B <input type="radio"/> C <input type="radio"/> D <input type="radio"/> E	40 <input type="radio"/> A <input type="radio"/> B <input type="radio"/> C <input type="radio"/> D <input type="radio"/> E	65 <input type="radio"/> A <input type="radio"/> B <input type="radio"/> C <input type="radio"/> D <input type="radio"/> E	90 <input type="radio"/> A <input type="radio"/> B <input type="radio"/> C <input type="radio"/> D <input type="radio"/> E
16 <input type="radio"/> A <input type="radio"/> B <input type="radio"/> C <input type="radio"/> D <input type="radio"/> E	41 <input type="radio"/> A <input type="radio"/> B <input type="radio"/> C <input type="radio"/> D <input type="radio"/> E	66 <input type="radio"/> A <input type="radio"/> B <input type="radio"/> C <input type="radio"/> D <input type="radio"/> E	91 <input type="radio"/> A <input type="radio"/> B <input type="radio"/> C <input type="radio"/> D <input type="radio"/> E
17 <input type="radio"/> A <input type="radio"/> B <input type="radio"/> C <input type="radio"/> D <input type="radio"/> E	42 <input type="radio"/> A <input type="radio"/> B <input type="radio"/> C <input type="radio"/> D <input type="radio"/> E	67 <input type="radio"/> A <input type="radio"/> B <input type="radio"/> C <input type="radio"/> D <input type="radio"/> E	92 <input type="radio"/> A <input type="radio"/> B <input type="radio"/> C <input type="radio"/> D <input type="radio"/> E
18 <input type="radio"/> A <input type="radio"/> B <input type="radio"/> C <input type="radio"/> D <input type="radio"/> E	43 <input type="radio"/> A <input type="radio"/> B <input type="radio"/> C <input type="radio"/> D <input type="radio"/> E	68 <input type="radio"/> A <input type="radio"/> B <input type="radio"/> C <input type="radio"/> D <input type="radio"/> E	93 <input type="radio"/> A <input type="radio"/> B <input type="radio"/> C <input type="radio"/> D <input type="radio"/> E
19 <input type="radio"/> A <input type="radio"/> B <input type="radio"/> C <input type="radio"/> D <input type="radio"/> E	44 <input type="radio"/> A <input type="radio"/> B <input type="radio"/> C <input type="radio"/> D <input type="radio"/> E	69 <input type="radio"/> A <input type="radio"/> B <input type="radio"/> C <input type="radio"/> D <input type="radio"/> E	94 <input type="radio"/> A <input type="radio"/> B <input type="radio"/> C <input type="radio"/> D <input type="radio"/> E
20 <input type="radio"/> A <input type="radio"/> B <input type="radio"/> C <input type="radio"/> D <input type="radio"/> E	45 <input type="radio"/> A <input type="radio"/> B <input type="radio"/> C <input type="radio"/> D <input type="radio"/> E	70 <input type="radio"/> A <input type="radio"/> B <input type="radio"/> C <input type="radio"/> D <input type="radio"/> E	95 <input type="radio"/> A <input type="radio"/> B <input type="radio"/> C <input type="radio"/> D <input type="radio"/> E
21 <input type="radio"/> A <input type="radio"/> B <input type="radio"/> C <input type="radio"/> D <input type="radio"/> E	46 <input type="radio"/> A <input type="radio"/> B <input type="radio"/> C <input type="radio"/> D <input type="radio"/> E	71 <input type="radio"/> A <input type="radio"/> B <input type="radio"/> C <input type="radio"/> D <input type="radio"/> E	96 <input type="radio"/> A <input type="radio"/> B <input type="radio"/> C <input type="radio"/> D <input type="radio"/> E
22 <input type="radio"/> A <input type="radio"/> B <input type="radio"/> C <input type="radio"/> D <input type="radio"/> E	47 <input type="radio"/> A <input type="radio"/> B <input type="radio"/> C <input type="radio"/> D <input type="radio"/> E	72 <input type="radio"/> A <input type="radio"/> B <input type="radio"/> C <input type="radio"/> D <input type="radio"/> E	97 <input type="radio"/> A <input type="radio"/> B <input type="radio"/> C <input type="radio"/> D <input type="radio"/> E
23 <input type="radio"/> A <input type="radio"/> B <input type="radio"/> C <input type="radio"/> D <input type="radio"/> E	48 <input type="radio"/> A <input type="radio"/> B <input type="radio"/> C <input type="radio"/> D <input type="radio"/> E	73 <input type="radio"/> A <input type="radio"/> B <input type="radio"/> C <input type="radio"/> D <input type="radio"/> E	98 <input type="radio"/> A <input type="radio"/> B <input type="radio"/> C <input type="radio"/> D <input type="radio"/> E
24 <input type="radio"/> A <input type="radio"/> B <input type="radio"/> C <input type="radio"/> D <input type="radio"/> E	49 <input type="radio"/> A <input type="radio"/> B <input type="radio"/> C <input type="radio"/> D <input type="radio"/> E	74 <input type="radio"/> A <input type="radio"/> B <input type="radio"/> C <input type="radio"/> D <input type="radio"/> E	99 <input type="radio"/> A <input type="radio"/> B <input type="radio"/> C <input type="radio"/> D <input type="radio"/> E
25 <input type="radio"/> A <input type="radio"/> B <input type="radio"/> C <input type="radio"/> D <input type="radio"/> E	50 <input type="radio"/> A <input type="radio"/> B <input type="radio"/> C <input type="radio"/> D <input type="radio"/> E	75 <input type="radio"/> A <input type="radio"/> B <input type="radio"/> C <input type="radio"/> D <input type="radio"/> E	100 <input type="radio"/> A <input type="radio"/> B <input type="radio"/> C <input type="radio"/> D <input type="radio"/> E

This form is a sample form. Review with Research Office. GRAVIC. For more info visit [www.gravic.com/answers](http://www.gravic.com/answers)  
Copyright © 2010, Gravic, Inc. This form has been provided as an example only. You are free to modify this form for your usage.  
Gravic makes no express or implied warranty that this document will be fit for a particular purpose.

**tabc on the fly final exam answers** are a topic of considerable interest for individuals preparing for the Texas Alcoholic Beverage Commission (TABC) certification. The TABC certification is essential for those working in the alcohol industry in Texas, particularly in roles involving the sale, distribution, or serving of alcoholic beverages. This article aims to provide a comprehensive overview of the TABC on-the-fly final exam, including its structure, common topics, study tips, and the importance of understanding the material for real-world applications.

## Understanding the TABC Certification

The TABC is responsible for regulating the production, distribution, and sale of alcoholic beverages in

Texas. To ensure that individuals working in this industry are knowledgeable about the laws and responsibilities associated with alcohol service, TABC offers training programs that culminate in a certification exam.

## **Who Needs TABC Certification?**

The TABC certification is required for various individuals, including:

- Bartenders
- Servers in restaurants and bars
- Retail sales clerks in liquor stores
- Managers of establishments that serve alcohol
- Anyone involved in the distribution of alcoholic beverages

Obtaining TABC certification not only ensures compliance with state laws but also enhances the knowledge of responsible alcohol service, helping to prevent intoxication and underage drinking.

## **The Structure of the TABC On-the-Fly Final Exam**

The TABC on-the-fly final exam is designed to test the knowledge acquired during the TABC training sessions. The exam typically consists of multiple-choice questions covering various topics related to alcohol service laws, responsible serving practices, and customer safety.

## **Key Topics Covered in the Exam**

1. Texas Alcohol Laws: Understanding the legal age for purchasing and consuming alcohol, licensing requirements for establishments, and penalties for violations.
2. Serving Alcohol Responsibly: Techniques for assessing a customer's level of intoxication, intervention strategies, and the importance of checking IDs.
3. Customer Safety: Recognizing signs of intoxication, dealing with difficult situations, and understanding the importance of safe transportation options for patrons.
4. Health Risks Associated with Alcohol: Knowledge of the effects of alcohol consumption on health and the risks of excessive drinking.
5. TABC Regulations: Familiarity with the specific regulations governing alcohol sales and service in

Texas, including hours of operation and permissible activities.

## **Preparing for the TABC On-the-Fly Final Exam**

Preparation is key to passing the TABC on-the-fly final exam. While many individuals may seek answers to the exam questions, the focus should be on understanding the material rather than memorizing answers. Here are some effective study tips:

### **Study Strategies**

1. **Review the Training Material:** Go through the TABC training materials thoroughly. Pay attention to key concepts and regulations.
2. **Take Practice Exams:** Utilize online resources that offer practice exams. These can provide insight into the type of questions that may appear on the actual exam.
3. **Join a Study Group:** Collaborating with peers can enhance understanding. Discussing topics and quizzing each other can reinforce learning.
4. **Use Flashcards:** Create flashcards for important laws, terms, and responsibilities related to alcohol service. This method is particularly effective for memorizing key information.
5. **Attend Review Sessions:** If your training program offers review sessions, take advantage of them. These sessions often focus on high-yield topics that are likely to appear on the exam.

### **Time Management**

Effective time management during preparation can significantly affect exam success. Consider the following tips:

- **Create a Study Schedule:** Allocate specific times for studying different topics. Break down your study sessions into manageable chunks.
- **Prioritize Weak Areas:** Identify areas where you feel less confident and focus more time on those topics.
- **Practice Under Exam Conditions:** Simulate the exam environment by timing yourself while taking practice tests. This will help you manage your time effectively on the actual exam day.

# The Importance of Knowledge Over Answers

While it may be tempting to seek out tabc on the fly final exam answers directly, understanding the underlying principles and laws is crucial for several reasons:

1. **Real-World Application:** Knowledge gained during preparation translates into effective practices when serving alcohol, ensuring safety for both employees and customers.
2. **Compliance:** Understanding the laws helps individuals and establishments avoid legal penalties, which can include fines and loss of licenses.
3. **Professional Growth:** A solid grasp of alcohol service laws enhances career prospects in the hospitality industry, as employers value knowledgeable staff.
4. **Community Responsibility:** Educated service providers contribute to the well-being of their communities by promoting responsible drinking and reducing incidents related to alcohol.

## Conclusion

In conclusion, the TABC on-the-fly final exam is a vital step in obtaining certification for individuals working in the Texas alcohol industry. While many may search for direct answers to the exam questions, the focus should instead be on thoroughly understanding the material covered in the training. By employing effective study strategies, managing time wisely, and prioritizing knowledge retention over rote memorization, candidates can not only pass the exam but also equip themselves with the skills necessary for responsible alcohol service. Ultimately, this preparation is essential for ensuring compliance with state laws and contributing positively to the community.

## Frequently Asked Questions

### What is the TABC On The Fly Final Exam?

The TABC On The Fly Final Exam is an online assessment designed for individuals completing the Texas Alcoholic Beverage Commission (TABC) seller-server training program.

### How can I prepare for the TABC On The Fly Final Exam?

To prepare for the exam, review the training materials provided during the course, practice with sample questions, and ensure you understand the laws and regulations regarding alcohol service in Texas.

## What topics are covered in the TABC On The Fly Final Exam?

The exam covers topics such as responsible alcohol service, identification verification, recognizing signs of intoxication, and understanding state alcohol laws.

## Is the TABC On The Fly Final Exam timed?

Yes, the TABC On The Fly Final Exam is typically timed, requiring you to complete it within a specified duration to ensure you can demonstrate your knowledge efficiently.

## What happens if I fail the TABC On The Fly Final Exam?

If you fail the exam, you may have the option to retake it after a certain period, depending on the specific policies of the training program you are enrolled in.

## Can I find answers to the TABC On The Fly Final Exam online?

While some resources may provide hints or study guides, it is important to rely on authorized training materials to understand the content and comply with TABC regulations.

Find other PDF article:

<https://soc.up.edu.ph/68-fact/pdf?ID=1Pc75-3170&title=your-usual-occupation-trade-or-business.pdf>

## [Tabc On The Fly Final Exam Answers](#)

*ActiveProspect*

We would like to show you a description here but the site won't allow us.

*ActiveProspect: The complete solution for consent-based ...*

1 day ago · Discover ActiveProspect. See how we help companies acquire qualified prospects via consent-based marketing and optimize their lead flows.

*Login | Internal Community - ActiveProspect*

Reset your password or contact support.

*How to log in ActiveProspect account and password reset*

In this article, we will guide you through the login and password reset process, ensuring a smooth and secure experience. Login serves as your gateway to our services, while password reset ...

**Home - Accounts - ActiveProspect**

ActiveProspect Account ManagementInternal Server Error An unknown error occurred. Contact support via email for assistance. Back to Home

*Logging In & Launching Products - ActiveProspect Support*

To log into your account and launch any of the products to which you're subscribed, navigate to [account.activeprospect.com](https://account.activeprospect.com) and login using your email address and chosen password.

#### Discover LeadConduit & automate your lead flows - ActiveProspect

Eliminate fraudulent leads and known litigators by verifying lead identity and contact information. Onboard, test and evaluate new vendors quickly. Use pre-built, customizable reports to ...

#### **ActiveProspect Support**

To open a new support ticket for LeadsBridge, use our in-app support widget by signing in below. Need help articles?

#### **Pricing - ActiveProspect**

Check out ActiveProspect plans for TrustedForm, LeadConduit and LeadsBridge and choose your preferred option. Sign up or talk to sales now!

#### **Getting Started with Your ActiveProspect Account**

An Account is the foundation of your company's experience on the ActiveProspect platform. Every company -whether a paying customer or not - gets a single account, and it's free to create one.

#### **Home - Valtteri Bottas**

Valtteri Bottas is ready to fight for thousands of a second, standings, and the championship as a member of the Alfa Romeo F1 Team ORLEN. An uncompromised professional athlete on and ...

#### About - Valtteri Bottas

Valtteri Bottas began his career racing karts at the age of six. Over the next decade he amassed countless race wins, many championships and a seven-year stint in Finland's National Karting ...

#### **Contact - Valtteri Bottas**

Facebook Twitter Instagram YouTube Rights & Content [ville@valtteribottas.com](mailto:ville@valtteribottas.com) Copyright © 2025  
Valtteri Bottas Home About Partners Media Contact

#### **Media - Valtteri Bottas**

Facebook Twitter Instagram YouTube Rights & Content [ville@valtteribottas.com](mailto:ville@valtteribottas.com) Copyright © 2025  
Valtteri Bottas Home About Partners Media Contact

[valtteribottas.com](https://valtteribottas.com)

[valtteribottas.com](https://valtteribottas.com)

Unlock the secrets to passing the TABC on the Fly final exam with our comprehensive guide. Get answers and tips to ace your test. Learn more now!

[Back to Home](#)