

Tapping Out Words Worksheets

Kindergarten Phonics Practice

Unit 2

No Prep!


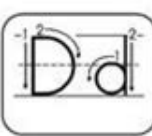
Name: _____ Use 2, Week 2

Beginning Sounds

Directions: Look at each picture. Tap out the sounds and write the first letter of each word on the line. Then write the whole word on the line.

	r	u	g	rug
		u	p	
		o	g	

Name: _____ Use 2, Week 2

dog

Trace

D D D D D










Write

D

Name: _____ Use 2, Week 2


Rhyme Time

Directions: Color the pictures in each row that rhyme with the first one in the box.

rat			
sun			
top			

Phonics Practice Pack

Kindergarten Unit 2



By Andrea Marchildon

Name: _____ Use 2, Week 2

Say it, Tap it, Spell it!

Directions: Look at the first picture in each row. Say the word and tap out each sound. Circle the correct spelling.

	hen	han	hin
	bed	bud	bad
	sab	seb	sub
	mug	meg	mag
	pat	pit	pot

Name: _____ Use 2, Week 2

cut		
mat		
wag		
red		
man		

Andrea Marchildon

Tapping out words worksheets have emerged as an innovative and effective tool for enhancing literacy skills in children, especially in early education settings. These worksheets are designed to engage students in the process of phonemic awareness, spelling, and vocabulary development through a hands-on approach. By incorporating tactile activities, tapping out words worksheets help children connect sounds to letters, ultimately leading to better reading and writing proficiency. This article will explore the benefits, structure, and implementation of tapping out words worksheets, providing a comprehensive guide for educators and parents.

Understanding Tapping Out Words Worksheets

Tapping out words worksheets are educational materials that encourage children to break down words into their individual phonemes or sounds. The process typically involves tapping a finger or object for each sound in a word, which helps reinforce the connection between phonetics and spelling.

Components of Tapping Out Words Worksheets

1. **Visual Elements:** These worksheets often feature images or illustrations that correspond to the words being tapped. This visual representation aids in comprehension and retention.
2. **Word Lists:** A selection of words is provided, usually categorized by difficulty or phonetic similarity. This allows students to progress at their own pace.
3. **Instructional Guidance:** Clear instructions are included to guide students on how to perform the tapping exercise effectively.
4. **Tapping Exercises:** Worksheets may contain specific exercises where children are prompted to tap out words with varying lengths and complexities.
5. **Assessment Tools:** Some worksheets include sections for teachers or parents to assess a child's progress and understanding of phonics.

Benefits of Tapping Out Words Worksheets

Implementing tapping out words worksheets in a classroom or at home can yield several advantages for young learners.

1. Enhances Phonemic Awareness

Phonemic awareness is the foundational skill for reading. Tapping out words allows children to hear and manipulate sounds, which is crucial for their ability to decode words later on.

- **Sound Segmentation:** Children learn to break words into individual sounds, making it easier to

understand how words are constructed.

- Auditory Discrimination: Tapping helps children distinguish between similar sounds, promoting better listening skills.

2. Improves Spelling Skills

By tapping out words, children can visually and physically connect sounds to their corresponding letters.

- Sound-to-Letter Correspondence: This practice reinforces the understanding that letters represent sounds, which is vital for spelling.

- Engagement with Word Structure: Tapping allows children to explore syllables and word structures, improving their spelling accuracy.

3. Boosts Vocabulary Development

Tapping out words worksheets often introduce new vocabulary in a memorable way.

- Contextual Learning: Children learn new words in context, making it easier to remember their meanings.

- Repetition and Reinforcement: Regular practice with these worksheets helps solidify new vocabulary in a child's memory.

4. Promotes Fine Motor Skills

The act of tapping out words can also enhance a child's fine motor skills.

- Hand-Eye Coordination: Tapping encourages coordination as children focus on both their hands and the words on the page.

- Physical Engagement: The tactile nature of tapping makes the learning process more interactive and engaging.

How to Create Tapping Out Words Worksheets

Creating effective tapping out words worksheets is relatively straightforward and can be tailored to meet the needs of different learners.

1. Select Target Words

Choose a list of words that align with the phonetic patterns you wish to teach. Consider the following criteria:

- Developmentally Appropriate: Select words that match the skill level of your students.
- Phonetic Patterns: Group words that share similar sounds or letter combinations.

2. Design Visual Aids

Incorporate images that correspond to each word to create a visual connection. The visual aids can include:

- Illustrations: Simple drawings that represent the word.
- Photographs: Real-life images that provide context.

3. Provide Clear Instructions

Craft easy-to-follow instructions for children and educators. Include the following:

- Tapping Method: Explain how to tap for each sound in the word.
- Example Words: Provide a few examples to illustrate the process.

4. Include Assessment Sections

Adding assessment sections allows for tracking progress. Consider these ideas:

- Self-Assessment Checkboxes: Students can check off words they feel confident with.
- Progress Tracking: A table or chart can be included to monitor improvements over time.

Implementing Tapping Out Words Worksheets in the Classroom

When it comes to using tapping out words worksheets in an educational setting, there are several strategies that can enhance their effectiveness.

1. Group Activities

Incorporating group activities can foster collaboration and peer learning.

- Partner Work: Students can work in pairs to practice tapping out words together.
- Group Challenges: Set up challenges to see which group can tap out the most words accurately within a time limit.

2. Individual Practice

Allowing children to work independently can help them build confidence in their skills.

- Personalized Worksheets: Tailor worksheets to meet individual students' needs and interests.
- At-Home Practice: Encourage parents to use these worksheets for additional practice at home.

3. Incorporate Technology

Utilizing technology can create a more dynamic learning experience.

- Digital Worksheets: Create interactive versions of tapping out words worksheets that can be used on tablets or computers.
- Educational Apps: Recommend apps that focus on phonemic awareness and can complement the worksheets.

Conclusion

In summary, tapping out words worksheets are a valuable resource in the quest to improve literacy skills among young learners. By engaging children in tactile and auditory activities, these worksheets not only enhance phonemic awareness and spelling skills but also promote fine motor development and vocabulary growth. With the ability to create customized worksheets and implement them effectively in various learning environments, educators and parents can foster a love for reading and writing in children. Through consistent practice and creative engagement, tapping out words worksheets can set the foundation for lifelong literacy skills.

Frequently Asked Questions

What are tapping out words worksheets?

Tapping out words worksheets are educational resources designed to help students learn phonemic

awareness by breaking down words into their individual sounds or phonemes, often using tapping or clapping to represent each sound.

Who can benefit from using tapping out words worksheets?

Students in early literacy stages, including preschool and kindergarten children, as well as those who struggle with reading and writing, can benefit from tapping out words worksheets.

How do you implement tapping out words worksheets in the classroom?

Teachers can introduce tapping out words worksheets during phonics lessons by demonstrating how to tap out the sounds in words, allowing students to practice individually or in pairs, and reinforcing the activity with games.

Are tapping out words worksheets suitable for remote learning?

Yes, tapping out words worksheets can be adapted for remote learning by providing digital versions that students can complete at home, along with virtual instruction to guide them through the tapping process.

What age group is most appropriate for tapping out words worksheets?

Tapping out words worksheets are most appropriate for children ages 4 to 7, as this is the critical age range for developing foundational reading skills.

Can tapping out words worksheets be used for special education students?

Absolutely, tapping out words worksheets can be tailored to meet the needs of special education students, providing multisensory approaches to learning that can aid in their understanding and retention of phonics.

What materials are typically included in tapping out words worksheets?

Tapping out words worksheets often include word lists, illustrations for visual support, phoneme segmentation exercises, and spaces for students to practice writing the words after tapping them out.

How can parents support their children using tapping out words worksheets at home?

Parents can support their children by practicing tapping out sounds together, providing encouragement, and using everyday objects or activities to reinforce the concept of phoneme segmentation in a fun and engaging way.

Find other PDF article:

<https://soc.up.edu.ph/34-flow/pdf?ID=isK74-6282&title=ixl-identify-adjectives-answer-key.pdf>

Tapping Out Words Worksheets

Enable or Disable Touchpad Tapping and Tap to Click in Windows 10

Jan 9, 2020 · When tapping is enabled, a tap on the touchpad performs the actions of the left mouse button. When tapping is disabled, the touchpad buttons are the only way to click from ...

How To Disable Tap-to-Click on Windows 10 - Ten Forums

Jul 30, 2015 · I solved it! honshad07's instructions are correct to 'mouse pointer settings', from here the last tab seems to now be named 'Elan device' Go here and click 'options', under ...

Install or Uninstall Microsoft WordPad in Windows 10

May 16, 2020 · How to Install or Uninstall Microsoft WordPad in Windows 10 Microsoft WordPad is a basic rich text editor first included with Microsoft Windows 95 and all versions of Windows ...

How to Enable or Disable Touchpad MultiFinger Gestures in ...

Jan 25, 2020 · How to Enable or Disable Touchpad MultiFinger Gestures in Windows 10 If your Windows 10 PC (ex: laptop) has a built-in touchpad, you may want to enable and configure or ...

Enable or Disable Double Tap to Enable or Disable Touchpad in ...

Jan 9, 2020 · The TouchPad Disable Zone feature allows you to enable or disable the touchpad by double tapping on the corner zone (top left) of the touchpad. If the touchpad is enabled, you ...

Mouse/touchpad click doesn't work Solved - Windows 10 Forums

Dec 27, 2020 · I can still 'click' things by tapping on the touchscreen though. I've tried reinstalling and updating the mouse drivers and, from the Dell driver support page, updating the BIOS ...

Tapping (relacionado con las tomas de los transformadores)

Nov 11, 2012 · Muchas gracias donbeto! IEC es International Electrotechnical Comission. Son las normas estándar sobre electrotecnia. En una de las normas se habla de "tapping", y por lo ...

Enable or Disable Touchpad in Windows 10 | Tutorials

Jun 8, 2023 · How to Enable or Disable Touchpad in Windows 10 If your Windows 10 PC (ex: laptop) has a built-in touchpad, you may want to enable or disable on demand. This tutorial will ...

Turn On or Off Automatically Show Touch Keyboard in Windows 10

Sep 3, 2020 · Turn On or Off Automatically Show Touch Keyboard when No Keyboard Attached in Windows 10 You can use different keyboards with Windows to fit your needs. The most ...

tap someone's head - WordReference Forums

Jun 28, 2013 · There's a little difference in strength. Tapping on someone's shoulder or hand or head would be done to attract their attention. Rapping on it would be enough to hurt.

Enable or Disable Touchpad Tapping and Tap to Click in Windows 10

Jan 9, 2020 · When tapping is enabled, a tap on the touchpad performs the actions of the left mouse

button. When tapping is disabled, the touchpad buttons are the only way to click from ...

How To Disable Tap-to-Click on Windows 10 - Ten Forums

Jul 30, 2015 · I solved it! honshad07's instructions are correct to 'mouse pointer settings', from here the last tab seems to now be named 'Elan device' Go here and click 'options', under ...

Install or Uninstall Microsoft WordPad in Windows 10

May 16, 2020 · How to Install or Uninstall Microsoft WordPad in Windows 10 Microsoft WordPad is a basic rich text editor first included with Microsoft Windows 95 and all versions of Windows ...

How to Enable or Disable Touchpad MultiFinger Gestures in ...

Jan 25, 2020 · How to Enable or Disable Touchpad MultiFinger Gestures in Windows 10 If your Windows 10 PC (ex: laptop) has a built-in touchpad, you may want to enable and configure or ...

Enable or Disable Double Tap to Enable or Disable Touchpad in ...

Jan 9, 2020 · The TouchPad Disable Zone feature allows you to enable or disable the touchpad by double tapping on the corner zone (top left) of the touchpad. If the touchpad is enabled, you ...

Mouse/touchpad click doesn't work Solved - Windows 10 Forums

Dec 27, 2020 · I can still 'click' things by tapping on the touchscreen though. I've tried reinstalling and updating the mouse drivers and, from the Dell driver support page, updating the BIOS ...

Tapping (relacionado con las tomas de los transformadores)

Nov 11, 2012 · Muchas gracias donbeto! IEC es International Electrotechnical Commission. Son las normas estándar sobre electrotecnia. En una de las normas se habla de "tapping", y por lo ...

Enable or Disable Touchpad in Windows 10 | Tutorials

Jun 8, 2023 · How to Enable or Disable Touchpad in Windows 10 If your Windows 10 PC (ex: laptop) has a built-in touchpad, you may want to enable or disable on demand. This tutorial will ...

Turn On or Off Automatically Show Touch Keyboard in Windows 10

Sep 3, 2020 · Turn On or Off Automatically Show Touch Keyboard when No Keyboard Attached in Windows 10 You can use different keyboards with Windows to fit your needs. The most ...

tap someone's head - WordReference Forums

Jun 28, 2013 · There's a little difference in strength. Tapping on someone's shoulder or hand or head would be done to attract their attention. Rapping on it would be enough to hurt.

Unlock your child's potential with engaging tapping out words worksheets! Boost reading skills and phonemic awareness. Discover how to enhance learning today!

[Back to Home](#)