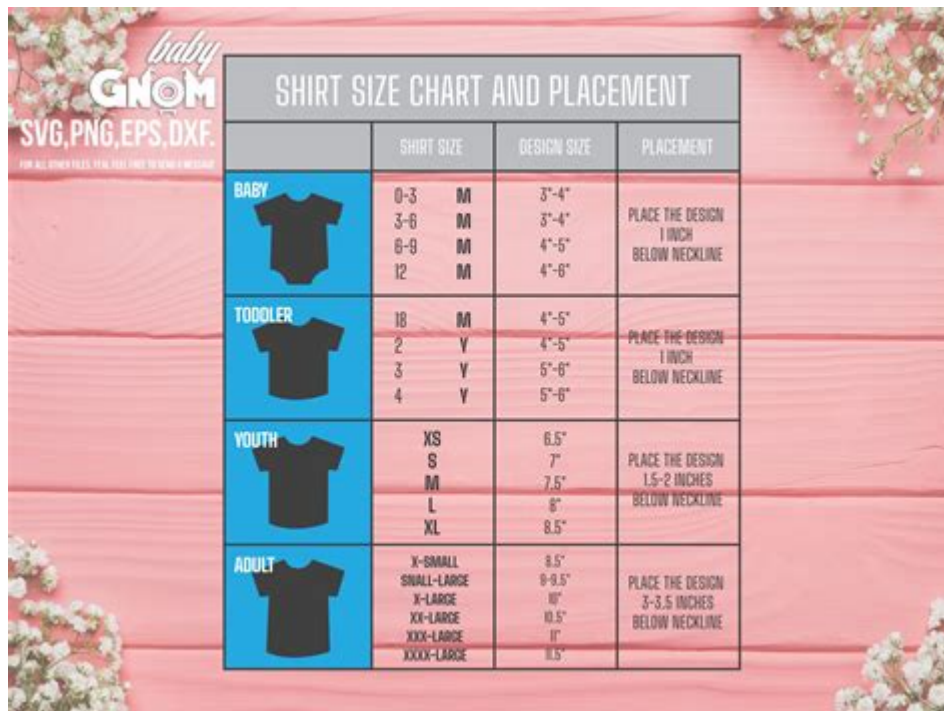






# T Shirt Design Size Guide



SHIRT SIZE CHART AND PLACEMENT				
	SHIRT SIZE		DESIGN SIZE	PLACEMENT
<b>BABY</b> 	0-3	M	3"-4"	PLACE THE DESIGN 1 INCH BELOW NECKLINE
	3-6	M	3"-4"	
	6-9	M	4"-5"	
	12	M	4"-6"	
<b>TODDLER</b> 	18	M	4"-5"	PLACE THE DESIGN 1 INCH BELOW NECKLINE
	2	V	4"-5"	
	3	V	5"-6"	
	4	V	5"-6"	
<b>YOUTH</b> 	XS		6.5"	PLACE THE DESIGN 1.5-2 INCHES BELOW NECKLINE
	S		7"	
	M		7.5"	
	L		8"	
	XL		8.5"	
<b>ADULT</b> 	X-SMALL		8.5"	PLACE THE DESIGN 3-3.5 INCHES BELOW NECKLINE
	SMALL-LARGE		9-9.5"	
	X-LARGE		10"	
	XX-LARGE		10.5"	
	XXX-LARGE		11"	
	XXXX-LARGE		11.5"	

T-shirt design size guide is an essential resource for anyone involved in the custom T-shirt printing industry, whether you're a designer, a business owner, or simply someone looking to create the perfect shirt for personal use. Understanding how size affects both the design and the fit of the shirt can make a significant difference in the final product. This article aims to provide a comprehensive overview of T-shirt design sizing, covering everything from standard measurements to design placement, ensuring that your custom T-shirts turn out just right.

## Understanding T-Shirt Sizes

When it comes to T-shirts, sizes typically range from small (S) to extra-large (XL) or even larger in some cases. Each size corresponds to specific measurements, and understanding these can help ensure that your designs fit well and look great.

## Standard Size Chart

Here's a basic size chart that outlines the typical measurements for adult T-shirts:

- **Small (S):** Chest Width - 18 inches, Length - 28 inches
- **Medium (M):** Chest Width - 20 inches, Length - 29 inches
- **Large (L):** Chest Width - 22 inches, Length - 30 inches
- **Extra Large (XL):** Chest Width - 24 inches, Length - 31 inches
- **2X Large (2XL):** Chest Width - 26 inches, Length - 32 inches
- **3X Large (3XL):** Chest Width - 28 inches, Length - 33 inches

These measurements can vary slightly by brand and style, so it's crucial to check the size guide of the specific T-shirt you're considering for your designs.

## Measuring for Size

To accurately determine the size of a T-shirt, you need to measure the garment itself. Here's how to do it:

1. **Chest Width:** Lay the T-shirt flat and measure across the chest, from one side to the other, just under the sleeves.

2. **Length:** Measure from the highest point of the shoulder (near the neckline) to the bottom hem of the shirt.
3. **Sleeve Length:** Measure from the center of the back of the neck, down the shoulder, and to the end of the sleeve.

These measurements will help you understand how your design fits within the constraints of the T-shirt size.

## Design Placement Considerations

After establishing the size of the T-shirt, the next step is to consider where to place your design. This is critical, as the positioning can affect both the aesthetic appeal and the wearability of the shirt.

## Common Design Areas

Here are some common areas where designs are typically placed:

- **Center Front:** This is the most popular area for designs, especially logos and graphics. The center front design usually starts about 2-3 inches below the neckline and should be centered on the chest area.
- **Left Chest:** This area is perfect for smaller logos or text. The design is usually placed about 4-5 inches from the center and 6-7 inches from the top of the shirt.
- **Back:** Designs can also be placed on the back of the T-shirt, either centrally or in the upper left

or right corner, similar to the left chest design.

- **Sleeves:** Sleeve designs can add a unique touch but should be kept simple to maintain a clean look.

## Guidelines for Design Size

When designing for T-shirts, it's essential to ensure that your graphics and text are appropriately sized for their designated areas. Here are some guidelines:

1. **Center Front:** Aim for a width of 10-12 inches for larger designs.
2. **Left Chest:** A width of 3-4 inches is typically ideal.
3. **Back Design:** Similar to the center front, a width of 10-12 inches is advisable, depending on the design's complexity.
4. **Sleeve Design:** Keep it around 3-4 inches wide for text or small graphics.

## Choosing the Right Design Elements

The choice of colors, fonts, and graphics also plays a critical role in how your design translates on the chosen T-shirt size. Here are some factors to consider:

## Color Choices

Colors can significantly impact the visibility and aesthetics of a design. Here are a few tips:

- **Contrast:** Ensure there is enough contrast between the T-shirt color and the design color for visibility.
- **Color Psychology:** Different colors evoke different emotions; choose colors that resonate with your intended message.
- **Printing Method:** Some colors may not print well with certain methods (e.g., screen printing vs. direct-to-garment). Always consult with your printer.

## Font Selection

If your design includes text, font choice is crucial. Consider the following:

1. **Readability:** Ensure that the font is legible from a distance.
2. **Size:** Text should be large enough to be read easily without overwhelming other design elements.
3. **Style:** Match the font style to the message of your design; a playful design may benefit from a fun font, while a corporate design may require a more professional look.

# Finalizing Your Design

Once you've selected the size, placement, and design elements, it's time to finalize your design. Here are some steps to follow:

## Mockups

Create digital mockups of your T-shirt design to visualize how it will look on different sizes. This step allows you to adjust the design before printing, ensuring that it aligns with your vision.

## Test Prints

If possible, consider doing a test print on a sample T-shirt. This step can help you see how the design translates from the digital format to the physical garment, allowing for any last-minute adjustments.

## Consult with Professionals

If you're unsure about any aspect of the design or printing process, consult with professionals in the field. They can provide valuable insights and recommendations based on their experience.

## Conclusion

Creating the perfect T-shirt requires careful consideration of size and design elements. By following this T-shirt design size guide, you can ensure that your designs not only look great but also fit well. Remember to measure accurately, choose appropriate design placements, and select elements that

enhance your overall concept. With these guidelines, you're well on your way to producing custom T-shirts that will impress and delight your audience.

## **Frequently Asked Questions**

### **What is a standard t-shirt size guide for adults?**

A standard adult t-shirt size guide typically includes sizes Small (S), Medium (M), Large (L), Extra Large (XL), and Double Extra Large (XXL), with measurements for chest width and length.

### **How do I measure myself for the correct t-shirt size?**

To measure for a t-shirt size, use a measuring tape to measure around the fullest part of your chest for width and from the highest point of your shoulder to the bottom of your shirt for length.

### **What sizes are typically available in kids' t-shirt designs?**

Kids' t-shirt sizes generally include Toddler (2T, 3T, etc.) and Youth sizes (S, M, L), corresponding to age ranges and specific measurements.

### **Are there size differences between brands for t-shirt designs?**

Yes, t-shirt sizes can vary between brands, so it's important to check each brand's specific size chart before ordering.

### **What is the importance of a size guide in t-shirt design?**

A size guide is crucial in t-shirt design to ensure proper fit, customer satisfaction, and to reduce returns due to sizing issues.

### **Can I customize the size of a t-shirt design?**

Yes, many printing companies offer custom sizing options for t-shirt designs, allowing you to specify unique dimensions for your shirts.

## What is the difference between unisex and fitted t-shirt sizes?

Unisex sizes are designed to fit a broader range of body types, while fitted sizes are tailored to specific body shapes, typically having a narrower waist for a more contoured fit.

## How do I choose the right size for a loose-fit versus fitted t-shirt design?

For a loose-fit design, consider sizing up from your usual size for a relaxed look, while for a fitted design, refer to the specific size chart and choose your true size or one size up for comfort.

## What should I do if I'm between sizes on a t-shirt size guide?

If you're between sizes, it's usually best to size up for comfort, especially if you prefer a more relaxed fit.

## Are there size guides specifically for women's t-shirt designs?

Yes, women's t-shirt size guides typically offer sizes such as XS, S, M, L, and XL, with measurements that account for a more tailored fit in the bust and waist.

Find other PDF article:

<https://soc.up.edu.ph/25-style/pdf?docid=Jef64-3996&title=good-science-questions-and-answers.pdf>

## **T Shirt Design Size Guide**

### *TikTok - Make Your Day*

On a device or on the web, viewers can watch and discover millions of personalized short videos. Download the app to get started.

### **Twitch.tv - Official Site**

Twitch is the world's leading video platform and community for gamers.

### T - Wikipedia

T, or t, is the twentieth letter of the Latin alphabet, used in the modern English alphabet, the alphabets of other western European languages and others worldwide.



## **The Letter T Song - Learn the Alphabet - YouTube**

The Letter T Song - Let's learn the Letter T with Jacinta! Can you make the Letter T sound? What about some letter T words? Sing along to the whole alphabet with Bounce Patrol!

## **AT&T Inc. (T) Stock Price, News, Quote & History - Yahoo Finance**

Find the latest AT&T Inc. (T) stock quote, history, news and other vital information to help you with your stock trading and investing.

## **T - definition of T by The Free Dictionary**

1. The 20th letter of the modern English alphabet. 2. Any of the speech sounds represented by the letter t. 3. The 20th in a series. 4. Something shaped like the letter T.

*T Definition & Meaning | Dictionary.com*

T definition: the 20th letter of the English alphabet, a consonant.. See examples of T used in a sentence.

## **The Letter 'T' - Definition, Usage & Quiz - ultimatelexicon.com**

Explore the letter 'T,' its origins, usage in the English language, variations, and interesting facts. Learn how 'T' plays a crucial role in communication. The letter 'T' is the 20th letter of the modern English alphabet, and it is the 16th consonant in the English language.

What does T mean? - Definitions.net

The letter "t" is the twentieth letter of the English alphabet, and it often represents the voiceless alveolar plosive sound in spoken language. It is used to represent a specific sound or as a symbol in various contexts, such as in mathematics, physics, music, and computer programming.

## **t - Simple English Wiktionary**

Apr 27, 2025 · Noun [change] Letter T or t The letter T The twentieth (20th) letter of the alphabet. It is the second most used letter, after e. " t " comes after "s" and before "u"

TikTok - Make Your Day

On a device or on the web, viewers can watch and discover millions of personalized short videos. Download the app to get started.

*Twitch.tv - Official Site*

Twitch is the world's leading video platform and community for gamers.

## **T - Wikipedia**

T, or t, is the twentieth letter of the Latin alphabet, used in the modern English alphabet, the alphabets of other western European languages and others worldwide.

## **The Letter T Song - Learn the Alphabet - YouTube**

The Letter T Song - Let's learn the Letter T with Jacinta! Can you make the Letter T sound? What about some letter T words? Sing along to the whole alphabet with Bounce Patrol!

*AT&T Inc. (T) Stock Price, News, Quote & History - Yahoo Finance*

Find the latest AT&T Inc. (T) stock quote, history, news and other vital information to help you with your stock trading and investing.

*T - definition of T by The Free Dictionary*

1. The 20th letter of the modern English alphabet. 2. Any of the speech sounds represented by the

letter t. 3. The 20th in a series. 4. Something shaped like the letter T.

#### T Definition & Meaning | Dictionary.com

T definition: the 20th letter of the English alphabet, a consonant.. See examples of T used in a sentence.

#### The Letter 'T' - Definition, Usage & Quiz - ultimatelexicon.com

Explore the letter 'T,' its origins, usage in the English language, variations, and interesting facts. Learn how 'T' plays a crucial role in communication. The letter 'T' is the 20th letter of the ...

#### *What does T mean? - Definitions.net*

The letter "t" is the twentieth letter of the English alphabet, and it often represents the voiceless alveolar plosive sound in spoken language. It is used to represent a specific sound or as a ...

#### **t - Simple English Wiktionary**

Apr 27, 2025 · Noun [change] Letter T or t The letter T The twentieth (20th) letter of the alphabet. It is the second most used letter, after e. " t " comes after "s" and before "u"

Find the perfect fit with our comprehensive t shirt design size guide. Discover how to choose the right sizes for your designs and boost your sales!

[Back to Home](#)