



Teaching Kids To Read Worksheets

Let's Read 1


on	log	fox	<u>sock</u>
not	dog	box	<u>cock</u>
hot	fog	doll	<u>clock</u>
Bob	frog	hop	stop




a doll, a doll
It is a doll.



a box, a box
It is a box.



a sock, a sock
It is a sock.



a cock, a cock
It is a cock.

It is a sock. It is a doll.
It is a cock. It is a dog.
It is a clock. It is a box.
It is a frog. It is a fox.

It is not a doll.
It is not a frog.
It is not a box.
It is not a clock.

It is a c_ck. It is a d_g.
It is a f_x. It is a b_x.
It is a cl_ck. It is a d_ll.

It ___ a doll.
It ___ a frog.
It ___ a box.

Teaching kids to read worksheets is an effective strategy for parents and educators to help young learners develop essential reading skills. These worksheets serve as a valuable resource in the early stages of literacy development, offering structured activities that can enhance vocabulary, comprehension, and phonics. This article will explore the benefits of using worksheets in teaching reading, types of worksheets available, and tips on how to effectively use them with children.

Benefits of Using Worksheets for Teaching Reading

Using worksheets as part of a reading program provides numerous advantages. Here are some key benefits:

- **Structured Learning:** Worksheets offer a structured approach that helps children progress through different levels of reading skills.
- **Engagement:** Many worksheets include fun activities like puzzles, games, and illustrations that engage young learners and make reading enjoyable.
- **Self-Paced Learning:** Children can complete worksheets at their own pace, providing them the opportunity to absorb information without feeling rushed.
- **Assessment Tools:** Worksheets can be used by parents and teachers to assess a child's understanding and progress in reading.
- **Reinforcement:** Repeated practice through worksheets helps reinforce the skills learned in other settings, such as during reading sessions or storytime.

Types of Teaching Kids to Read Worksheets

There are various types of worksheets designed to target specific reading skills. Understanding the different types can help parents and educators choose the most effective materials for their teaching objectives.

1. Phonics Worksheets

Phonics worksheets focus on the relationship between letters and sounds. They often include activities such as:

- Letter recognition exercises
- Sound matching games
- Fill-in-the-blank activities to practice phonetic sounds

These worksheets help children decode words, which is a critical skill for reading fluency.

2. Sight Words Worksheets

Sight words are common words that children should recognize instantly without needing to sound them out. Sight word worksheets may include:

- Flashcards for memorization
- Word searches
- Write-the-word exercises

These activities help reinforce word recognition, which is essential for reading fluency.

3. Comprehension Worksheets

Comprehension worksheets assess a child's ability to understand and interpret what they read. These can include:

- Reading passages followed by questions
- True or false statements based on a text
- Matching exercises that connect ideas or characters

Comprehension worksheets encourage critical thinking and help children learn to draw meaning from texts.

4. Vocabulary Worksheets

Vocabulary worksheets are designed to expand a child's word bank. Activities may include:

- Crossword puzzles
- Fill-in-the-blank sentences
- Matching words with definitions

These worksheets help children learn new words and understand their meanings in context.

5. Creative Writing Worksheets

Encouraging children to write can reinforce their reading skills. Creative writing worksheets might involve:

- Story prompts
- Picture-based writing exercises
- Sentence-building activities

These worksheets inspire creativity while reinforcing language structure and comprehension skills.

Tips for Using Worksheets Effectively

While worksheets can be a powerful tool in teaching kids to read, their effectiveness largely depends on how they are used. Here are some tips for parents and educators:

1. Make It Fun

Incorporate games and fun activities within the worksheets to keep children engaged. For example, use colorful illustrations or themes that interest them, such as animals, superheroes, or favorite characters.

2. Set Realistic Goals

Break down the reading process into manageable parts. Rather than overwhelming children with complex worksheets, start with simpler tasks and gradually increase the difficulty as they become more confident.

3. Provide Immediate Feedback

Review the completed worksheets with children right away. Providing immediate feedback helps reinforce learning and correct mistakes before they become habits.

4. Encourage Independent Work

Once children are comfortable with the format of the worksheets, encourage them to work independently. This builds self-confidence and a sense of accomplishment.

5. Incorporate Technology

Consider supplementing traditional worksheets with digital resources. There are numerous online platforms that offer interactive reading activities that can complement the worksheets.

Finding Quality Worksheets

With the increasing demand for educational resources, there are countless places to find quality worksheets for teaching kids to read. Here are some options:

- **Online Educational Websites:** Websites like Education.com, Teachers Pay Teachers, and K5 Learning offer a wide variety of printable worksheets.
- **Library Resources:** Many local libraries provide access to educational materials, including worksheets and reading guides.
- **Homeschooling Networks:** Online communities that focus on homeschooling often share resources, including reading worksheets.
- **Printable Resources:** There are numerous blogs and educational sites dedicated to creating free printable worksheets that can be downloaded and used at home.

Conclusion

In conclusion, **teaching kids to read worksheets** is a versatile and effective method for developing reading skills. By utilizing various types of worksheets and following practical tips, parents and educators can create a rich learning environment that promotes literacy. As children engage with these materials, they will not only learn to read but also develop a lifelong love for reading, setting the foundation for their future academic success. With the right resources and a nurturing approach, teaching kids to read can be an enjoyable and rewarding experience for everyone involved.

Frequently Asked Questions

What are the benefits of using worksheets for teaching kids to read?

Worksheets can provide structured practice, reinforce skills, and offer immediate feedback, helping children to develop phonemic awareness, vocabulary, and comprehension skills in a fun, engaging way.

What age group is best suited for reading

worksheets?

Reading worksheets are typically best suited for children ages 4 to 8, as they are often at the stage of learning to read or improving their reading skills.

How can worksheets be made more engaging for kids?

Worksheets can be made more engaging by incorporating colorful images, interactive elements like cut-and-paste activities, and themes that relate to the children's interests.

What types of worksheets are most effective for teaching phonics?

Effective phonics worksheets often include activities like matching sounds to letters, fill-in-the-blank exercises with phonetic words, and simple word sorting tasks to reinforce sound-letter associations.

Are there any online resources for printable reading worksheets?

Yes, there are many online resources that offer free printable reading worksheets, such as Education.com, Teachers Pay Teachers, and Scholastic, which provide a variety of activities tailored to different reading levels.

How can parents use reading worksheets at home?

Parents can use reading worksheets at home by setting aside regular practice time, guiding children through the exercises, and discussing the content to enhance understanding and retention.

What should I look for in a quality reading worksheet?

A quality reading worksheet should be age-appropriate, engaging, include clear instructions, and focus on specific skills like phonics, vocabulary, or comprehension to effectively aid learning.

How can I assess my child's reading progress using worksheets?

You can assess your child's reading progress by reviewing completed worksheets for accuracy, tracking improvement over time, and discussing their understanding of the material with them.

Find other PDF article:

<https://soc.up.edu.ph/25-style/Book?docid=uxG08-2417&title=gradient-formula-earth-science.pdf>

Teaching Kids To Read Worksheets

teaching -

2011 1 ...

TA, teaching assistant -

TA, teaching assistant Purdue quarter TA Curve ... 1,505

co-learning co-training co-teaching -

co-teaching co-training co-learning co-learning co-training

teaching statement -

Writing a Teaching Philosophy Statement Prepared by Lee Haugen, Center for Teaching Excellence, Iowa State University, March, 1998 Your philosophy of teaching statement should reflect your personal values and the needs of your students and your ...

-

Assistant Professor AP Associate Professor Full Professor Chair Professor

-

Feb 14, 2019 Graduate Teaching Assistant GTA level 2

teaching feeling galgame -

Teaching Feeling

teaching feeling galgame -

Ray-k teaching feeling I treat Sylvie as my daughter. CG ...

teaching fellow -

teaching fellow 4

master of teaching -

May 23, 2020 Teaching Teaching Education 1. Master ...

teaching -

2011 1 ...

TA, teaching assistant -

TA, teaching assistant Purdue quarter TA Curve ...

