










Telling Time To Minute Worksheet

Write the Time (1 minute)		
Write the correct time in the box below the clock		
 <div>10 : 11</div>	 <div>:</div>	 <div>:</div>
 <div>:</div>	 <div>:</div>	 <div>:</div>
 <div>:</div>	 <div>:</div>	 <div>:</div>

© k12mathworksheets.com. For Personal and Education Use Only.

Telling time to minute worksheet is an essential educational tool that aids students in mastering the skill of reading clocks and understanding time. This worksheet is designed to enhance the learning experience for children, making the process of telling time both engaging and effective. Teaching time can be challenging, as it requires not only cognitive understanding but also practical application. In this article, we will explore the importance of telling time, effective teaching strategies, types of worksheets available, and tips for parents and educators to help children learn how to tell time accurately.

Importance of Learning to Tell Time

Understanding how to tell time is a fundamental skill that children need for various aspects of daily life. Here are several reasons why this skill is

important:

1. **Life Skills:** Knowing how to tell time is crucial for children to manage their daily schedules, including school, meals, and extracurricular activities.
2. **Mathematical Connection:** Learning to tell time helps reinforce concepts of counting, division, and fractions, as students divide hours into minutes.
3. **Independence:** As children become more proficient in telling time, they gain a sense of independence and responsibility in managing their activities.
4. **Social Skills:** Being able to tell time allows children to participate in social activities that are time-sensitive, such as making playdates or attending events.
5. **Cognitive Development:** The process of reading a clock enhances critical thinking and problem-solving skills as children learn to interpret the position of the hands.

Effective Teaching Strategies

Teaching children how to tell time requires patience and creativity. Here are some effective strategies that can be used:

1. Use Visual Aids

Visual aids such as analog clocks, digital clocks, and time-related charts can help students understand the concept of time better. Here are some suggestions:

- **Analog Clocks:** Use large, colorful analog clocks in the classroom to demonstrate how the hands move.
- **Digital Clocks:** Show students how digital clocks represent time and how they relate to analog clocks.
- **Time Charts:** Create charts that break down the day into segments, showing how many minutes are in an hour, and how hours are divided into parts.

2. Incorporate Hands-On Activities

Interactive and hands-on activities can make learning about time more engaging. Some activities include:

- **Clock Craft:** Have students create their own clocks using paper plates, markers, and brads to attach the hands.
- **Time Games:** Play games where students match digital times to their analog counterparts or race to set a clock to a specific time.
- **Role-Playing:** Set up situations where students must tell time to make decisions, such as planning a party.

3. Use Real-Life Scenarios

Relating time-telling to real-life scenarios helps children see the value in the skill. Examples include:

- Discussing daily routines and asking students to identify what time certain activities happen.
- Using timers for activities to instill a sense of urgency and the importance of time management.
- Planning a class event and having students determine the best times for activities.

Types of Worksheets Available

When it comes to telling time to minute worksheets, numerous types are available to cater to different learning styles. Here are some common types:

1. Analog Clock Worksheets

These worksheets typically feature pictures of analog clocks with different times displayed. Students are asked to write down the time shown or draw hands on a blank clock face to match a given time. Activities can include:

- Telling time to the nearest minute.
- Identifying specific times such as "quarter past" or "half past."

2. Digital Clock Worksheets

Digital clock worksheets help children learn to read digital time formats. Activities might include:

- Matching digital times to their analog counterparts.
- Writing the digital time equivalent of given analog times.

3. Mixed Time Worksheets

Mixed time worksheets combine both analog and digital clocks, challenging students to practice both formats. Activities can involve:

- Converting between analog and digital formats.
- Answering questions that require students to determine the time elapsed between two given times.

4. Word Problems

Word problems involving time can help students apply their skills in real-world contexts. These worksheets might include:

- Scenarios where students must calculate arrival times based on departure times and travel durations.
- Problems that involve scheduling events and determining the best times to meet.

Tips for Parents and Educators

To maximize the effectiveness of a telling time to minute worksheet, parents and educators can employ several strategies:

1. Regular Practice

Consistency is key when learning to tell time. Encourage regular practice using worksheets, clocks, and real-life scenarios to reinforce understanding.

2. Positive Reinforcement

Celebrate successes, no matter how small. Positive reinforcement can motivate children and boost their confidence in their time-telling abilities.

3. Make It Fun

Incorporate games and fun activities into learning sessions. Engaging children in a playful manner can enhance their interest and retention of the material.

4. Encourage Questions

Create an environment where children feel comfortable asking questions. This helps clarify their understanding and addresses any misconceptions they may have.

5. Use Technology

Leverage educational apps and online resources that focus on telling time. Many interactive platforms make learning about time engaging and enjoyable.

Conclusion

A telling time to minute worksheet serves as a valuable resource for teaching one of the most essential life skills to children. By incorporating effective teaching strategies, utilizing various types of worksheets, and providing ongoing support, parents and educators can facilitate a comprehensive understanding of time. This foundational skill not only aids in daily time management but also fosters cognitive development and independence in children. By making learning enjoyable and relevant, we can help students develop a lifelong proficiency in telling time.

Frequently Asked Questions

What is a telling time to minute worksheet?

A telling time to minute worksheet is an educational resource designed to help students practice reading and understanding time on analog and digital clocks, focusing on the minute hand and the hour hand.

What age group is appropriate for using a telling time to minute worksheet?

Telling time to minute worksheets are typically appropriate for children in grades 1 to 3, usually ages 6 to 9, as they begin learning about time in school.

What skills can children develop by using a telling time to minute worksheet?

Children can develop skills in reading time accurately, understanding the concept of minutes and hours, improving their fine motor skills through writing, and enhancing their problem-solving abilities.

How can parents assist their children with telling time worksheets?

Parents can assist by reviewing the concepts of time with their children, providing examples in everyday situations, and encouraging practice by using clocks at home or through games.

Are there any online resources available for telling time to minute worksheets?

Yes, there are many online platforms and educational websites that offer free downloadable telling time to minute worksheets, interactive games, and printable quizzes.

Can telling time to minute worksheets accommodate different learning styles?

Yes, many worksheets can include visual aids, hands-on activities, and varied formats to cater to different learning styles, such as auditory, visual, and kinesthetic learners.

What formats do telling time to minute worksheets typically come in?

Telling time to minute worksheets typically come in formats such as fill-in-the-blank, multiple-choice questions, matching exercises, and clock-drawing activities.

How can teachers incorporate telling time worksheets into their lesson plans?

Teachers can integrate telling time worksheets into their lesson plans by

using them as warm-up activities, assessment tools, or as part of hands-on learning stations where students can practice with peers.

Find other PDF article:

<https://soc.up.edu.ph/45-file/Book?ID=pCS82-4664&title=osha-10-module-6-cranes-exam.pdf>

Telling Time To Minute Worksheet

Jimmy John's

Add your favorite chips, pasta salad, or Jimmy Pickle Satisfy your sweet tooth with one of our cookies or brownie Choose from an assortment of fountain or bottle drinks

Jimmy John's Locations in Battle Creek, MI

Jimmy John's in Battle Creek makes delicious sandwiches near you using only the freshest ingredients. Order delivery or pick up from one of our locations in Battle Creek for a tasty sandwich today!

Sandwich Shop & Gourmet Subs in Battle Creek | Jimmy John's ...

Order online or with the Jimmy John's app for quick and easy ordering. Always made with fresh-baked bread, hand-sliced meats and fresh veggies, we bring fresh sandwiches right to you, plus your favorite sides and drinks!

Lunches, Sandwiches, & Food Delivery Near You | Jimmy John's

Looking for a delicious lunch or food catering for your company event? Stop by your local Jimmy John's for one our renowned sandwiches. We also bring the meal to your doorstep with our Freaky Fast food delivery service.

Jimmy John's Locations in Michigan

Order online or with the Jimmy John's app for quick and easy ordering. Always made with fresh-baked bread, hand-sliced meats and fresh veggies, we bring fresh sandwiches right to you, plus your favorite sides and drinks!

Jimmy John's

The Jimmy John's Online Ordering system relies on 3rd party data to determine if your address is within our delivery areas. If you live in a newly developed area or the 3rd party data is ...

Catering - Jimmy John's

Order Jimmy John's catering for fresh, gourmet sandwiches and wraps perfect for any event or gathering.

Jimmy John's Menu 2025 - Prices, Wraps, Combos & More

Explore Jimmy John's full 2025 menu with updated prices, wraps, toasted sandwiches, and combos. Fast, fresh, and freaky good—see what's new today!

Sandwich Shop & Gourmet Subs in Parkersburg | Jimmy John's ...

With gourmet sub sandwiches made from ingredients that are always Freaky Fresh®, Jimmy John's

is the ultimate local sandwich shop for you. Order online today for delivery or pick up in-store from your local Jimmy John's at 422 Market St. in Parkersburg, WV.

Sub Sandwiches & Food Delivery in Battle Creek - Jimmy John's

Order online or with the Jimmy John's app for quick and easy ordering. Always made with fresh-baked bread, hand-sliced meats and fresh veggies, we bring Freaky Fresh® sandwiches right to you, plus your favorite sides and drinks!

HarveyCEO - Harvey & Company LLC

Jul 9, 2025 · HarveyCEO specializes in partnering highly accomplished executives and private equity investors to build category-dominant companies.

Executive-led Transactions - Harvey & Company LLC

Harvey CEO partnered with experienced consumer packaged goods executive and a NY-based private equity firm to make an investment within the consumer products industry.

Industry Partners - Harvey & Company LLC

Harvey & Company partners with private equity groups and business executives to pursue the sector as the investors' industry partner.

About Us - Harvey & Company LLC

Kieran Sidebotham joined Harvey & Company in October 2024 as a member of the HarveyCEO team. Kieran graduated from Claremont McKenna college as a member of the baseball team with a Bachelor of Arts in Economics.

Home - Harvey & Company LLC

About Us Harvey & Company is a leading buy-side acquisition search and advisory firm that has initiated over 1,000 buy-side transactions, including 166 in 2024.

HarveyCEO Initiates Executive Partnership Leading to Investment ...

Jun 3, 2024 · The introduction resulted in an executive-led buyout of PetMedic Hospitals, which allowed the entrepreneur to exit the business, as was their goal, and for the executive partner to step in as CEO.

Wenner Bread Products - Harvey & Company LLC

Harvey CEO partnered with experienced food executive, Jeff Montie, and a Midwest-based private equity firm to make an investment in the food industry. In June 2011, Harvey & Company invested in second-generation, family-owned Wenner Bread Products.

Directors - Harvey & Company LLC

Dave Harvey founded Harvey & Company in 1998 and has been a leading buy-side advisor to private equity funds, acquisitive corporations, and CEOs in transition since 1990.

National Surgical Hospitals - Harvey & Company LLC

Harvey CEO initiated the partnership between the private equity group and Mr. Crane in 2008, at which time he became a Senior Advisor to the fund, assisting with their healthcare investment efforts.

Integrus - Harvey & Company LLC

HarveyCEO initiated a partnership between an industry veteran with 25+ years of experience growing technology services companies, and a Midwest-based private equity firm to pursue an

investment in managed IT services providers (MSPs). The partnership resulted in the simultaneous acquisitions of Domain Computer Services and Tier One Technology Partners, ...

Master the art of telling time with our comprehensive 'telling time to minute worksheet.' Perfect for learners of all ages! Discover how to improve your skills today!

[Back to Home](#)