




Suffix Worksheets 3rd Grade




SUFFIX PARTY

Choose a suitable suffix from the word bank given below, and form a new word.

ship	ness	al	ment	ful	dom
------	------	----	------	-----	-----

1. enjoy + _____ = _____
2. hope + _____ = _____
3. kind + _____ = _____
4. free + _____ = _____
5. friend + _____ = _____
6. music + _____ = _____



Suffix worksheets 3rd grade are essential tools for educators and parents alike, aiming to enhance students' understanding of suffixes and their role in expanding vocabulary. These worksheets serve not only as a means to practice but also as a way to engage young learners in a fun and interactive manner. In this article, we will explore the importance of suffixes, the types commonly taught in 3rd grade, effective methods for teaching them, and how suffix worksheets can be utilized for maximum benefit.

The Importance of Suffixes in Language Development

Suffixes are a crucial part of the English language that can change the meaning and grammatical function of a word. Understanding suffixes helps students enhance their vocabulary, improve their reading comprehension, and develop their writing skills.

What are Suffixes?

A suffix is a group of letters added at the end of a word to create a new word or alter its meaning. For instance, adding “-ing” to the verb “run” forms the word “running.” By introducing suffixes, students can learn how to form different parts of speech, such as nouns, adjectives, and verbs.

Why Teach Suffixes in 3rd Grade?

1. **Vocabulary Expansion:** Learning suffixes allows students to decode and understand unfamiliar words.
2. **Reading Comprehension:** Understanding how suffixes modify words helps students grasp the meaning of text better.
3. **Writing Skills:** Students can become more versatile in their writing by using various word forms created through suffixes.
4. **Phonics and Spelling:** Suffixes reinforce phonetic skills and spelling patterns.

Common Suffixes Taught in 3rd Grade

In the 3rd grade curriculum, several common suffixes are typically introduced. Here are some of the most frequently taught suffixes:

1. **-ing:** Indicates an ongoing action (e.g., running, jumping).
2. **-ed:** Indicates past tense (e.g., walked, played).
3. **-s / -es:** Indicates plural forms (e.g., cats, boxes).
4. **-ly:** Turns adjectives into adverbs (e.g., quickly, softly).
5. **-ful:** Indicates "full of" (e.g., beautiful, helpful).
6. **-less:** Indicates "without" (e.g., hopeless, fearless).
7. **-ness:** Turns adjectives into nouns (e.g., happiness, darkness).
8. **-er / -or:** Indicates a person who performs an action (e.g., teacher, actor).

Effective Methods for Teaching Suffixes

To effectively teach suffixes to 3rd graders, educators can employ various strategies that cater to different learning styles. Here are some methods:

1. Direct Instruction

Introduce suffixes through direct teaching. Explain their meanings and provide examples. Use visual aids, such as charts or flashcards, to help students visualize how suffixes modify words.

2. Word Sorts

Engage students with word sorting activities. Provide them with a list of words and have them categorize them based on the suffixes they contain. This hands-on activity reinforces their understanding through active participation.

3. Games and Activities

Incorporate games such as suffix bingo, matching games, or suffix scavenger hunts. These fun activities can make learning suffixes enjoyable and memorable.

4. Contextual Learning

Use suffixes in context by reading books or passages that contain words with suffixes. Discuss these words with students to deepen their understanding of how suffixes function within sentences.

5. Writing Exercises

Encourage students to use suffixes in their writing. Provide prompts that require them to create sentences or short stories using a specific suffix. This practice enhances both their vocabulary and creativity.

Creating Suffix Worksheets for 3rd Graders

Creating effective suffix worksheets requires a balance of instruction, practice, and engagement. Here are steps to design worksheets that can aid in learning suffixes:

1. Suffix Identification

Create a worksheet where students read a list of words and identify the suffixes. They can underline or circle the suffix in each word.

Example:

- Running
- Happily
- Boxes

2. Fill in the Blanks

Design sentences with blank spaces where students must fill in the correct suffix.

Example:

- The dog is _____ (play) in the yard. (Answer: playing)
- She is a very _____ (help) person. (Answer: helpful)

3. Matching Exercises

Develop a worksheet that requires students to match base words with their corresponding suffixed forms.

Example:

- Match the base word on the left with the suffixed word on the right:
- Help a) Happiness
- Dark b) Darkest
- Quick c) Quickly

4. Word Creation

Ask students to create new words by adding suffixes to base words. Provide a list of base words and a list of suffixes.

Example:

- Base words: Kind, Care, Use
- Suffixes: -ness, -ful, -er

Students can create:

- Kindness
- Careful
- User

5. Sentence Writing

Encourage students to write sentences using words with suffixes. This not only reinforces their understanding but also enhances their writing skills.

Example:

- Write a sentence using the word "fearless."

Benefits of Using Suffix Worksheets

Suffix worksheets provide several advantages for both teachers and students:

1. **Structured Practice:** Worksheets offer a structured format that helps students practice suffixes systematically.
2. **Assessment Tool:** They serve as a tool for teachers to assess students' understanding of suffixes and identify areas that need reinforcement.
3. **Independent Learning:** Worksheets allow students to work independently, fostering confidence in their abilities.
4. **Diverse Formats:** Worksheets can be customized for different learning styles, utilizing various formats such as fill-in-the-blank, matching, and creative writing.

Conclusion

In conclusion, suffix worksheets 3rd grade are invaluable resources in the teaching and learning of suffixes, which play a vital role in language development. By understanding and using suffixes, students can enhance their reading comprehension, expand their vocabulary, and improve their writing skills. Incorporating diverse teaching methods and engaging worksheets can make the learning process enjoyable and effective. As educators and parents, fostering an understanding of suffixes in young learners lays a strong foundation for their future language arts success.

Frequently Asked Questions

What are suffix worksheets for 3rd grade?

Suffix worksheets for 3rd grade are educational materials designed to help students learn about suffixes, which are letters or groups of letters added to the end of words to change their meaning.

Why are suffix worksheets important for 3rd graders?

Suffix worksheets are important for 3rd graders as they enhance vocabulary, improve spelling, and help students understand word formation and grammar.

What types of suffixes are commonly taught in 3rd grade?

Common suffixes taught in 3rd grade include -ing, -ed, -ly, -ful, -less, -ness, and -er.

How can suffix worksheets be used in the classroom?

Suffix worksheets can be used for individual practice, group activities, or as homework assignments to reinforce suffix concepts and skills.

Can suffix worksheets help with reading comprehension?

Yes, suffix worksheets can improve reading comprehension by helping students decode and understand unfamiliar words through their suffixes.

What skills do students develop by using suffix worksheets?

Students develop skills in vocabulary expansion, spelling accuracy, word recognition, and understanding the meanings of words through suffixes.

Are there online resources available for suffix worksheets?

Yes, there are many online resources, including educational websites and printable worksheets, that offer suffix exercises and activities for 3rd graders.

How can parents support their children with suffix worksheets at home?

Parents can support their children by reviewing completed suffix worksheets, discussing the meanings of new words, and encouraging the use of suffixes in everyday conversations.

What are some engaging activities to accompany suffix worksheets?

Engaging activities can include word sorting games, suffix scavenger hunts, and creating a suffix poster with examples and definitions.

Find other PDF article:

<https://soc.up.edu.ph/49-flash/files?docid=CbO01-9312&title=pure-taboo-immersion-therapy.pdf>

Suffix Worksheets 3rd Grade

suffix_____ _

Oct 11, 2024 · Suffix_____SuffixJr.Sr.IIIII Esq.PhD.M.D.DDS
Jr._____Sr._____IIIII Esq._____ PhD._____M.D._____
_____DDS_____ ...

suffix_____ - _____

suffix_____suffix_____suffix_____ ['sɒfiks]_____ ['sɒfiks]1_____n._____quickly____-ly
[sadness]____-ness_____2_____

"SrJrIIIIIIV_____ _

"SrJrIIIIIIV_____r.: Senior () , Jr. Junior () - _____, _____, Sr._____, Jr. _____: Sammy
Davis Jr. II, III, IV _____2,3,4 _____

suff -

Jun 1, 2023 · suff1. Suff?Suff“suffix”suffixSu

suffix _

lastmiddlefirstSUFFIXsuffix...

Why do Koreans add "ssi" and "ah" to the ends of names? what ...

~ (ssi), ~ (nim) are neutral and polite appendages, respectively, when you call a person by name. ~ is more often used with her(his) occupation like (teacher +). When you call someone younger than or at your age, you can use ~ (ya). When you omit it, it sounds aggressive. is like Mr. Ms. is a casual, informal ending|you never say “ssi” when you call ...

"suffixes " "postfixes " | HiNative

About the suffix -ISH, what's the correct way to use it? I saw a guy saying "that was very ni... suffixes prefixes suffixes "on" and "out" please, thanks in advance

prefix **suffix** **middle** _

Oct 6, 2023 · prefix suffix middle Formal Name - The formal name is the full name - - prefix , first , middle , last and suffix as used on official documents .

suffix -

Jul 8, 2014 · suffix suffixJrSrJr

Prefix Root Suffix ... - HiNative

PrefixRoot2Hinative" Hnative

suffix_

Oct 11, 2024 · SuffixJr.Sr.II.III.Esq.PhD.M.D.DDS Jr.Sr. ...

suffix -

suffixsuffixsuffix ['sɒfɪks] ['sɒfɪks]1n.quickly-ly [sadness-ness2

“SrJrIIIIIV_

“SrJrIIIIIVr.: Senior () , Jr. Junior () - , Sr. , Jr. : Sammy Davis Jr. II, III, IV 2,3,4 ...

suff -

Jun 1, 2023 · suff1. Suff?Suff“suffix”suffix ...

suffix _

lastmiddlefirstSUFFIXsuffix...

Why do Koreans add "ssi" and "ah" to the ends of names? what

~ (ssi), ~ (nim) are neutral and polite appendages, respectively, when you call a person by name. ~ is more often used with her(his) occupation like (teacher +). When you ...

About the suffix -ISH, what's the correct way to use it? I saw a guy saying "that was very ni...
 suffixes □ prefixes □□□□□□□□ □□□□□ suffixes "on" and "out" please, thanks in ...

Oct 6, 2023 · prefix suffix middle Formal Name - The formal name is the full name -
- prefix , first , middle , last and suffix as used on official documents .

Jul 8, 2014 · suffix suffix Jr Sr Jr

Prefix Root 2 Hinitiative " " ...

[Back to Home](#)