

Stranded In Space Walkthrough



Stranded in Space walkthrough is an essential guide for players navigating the challenges of the popular game that combines survival, exploration, and resource management in an otherworldly environment. As you embark on this interstellar adventure, you'll find yourself facing a myriad of obstacles, from managing resources to crafting tools and defending against hostile entities. In this article, we will provide a comprehensive walkthrough that covers everything from the basics to advanced strategies, ensuring that you can survive and thrive in the vastness of space.

Getting Started: Understanding the Basics

Before diving into the deeper aspects of the game, it's crucial to grasp the fundamental mechanics. Here's what you need to know:

Character Creation

- Choose your character: Different characters may have unique abilities or starting resources.
- Customize your appearance: While this doesn't affect gameplay, it allows for personalization.

Game Mechanics

- Resource Gathering: Collect essential materials such as food, water, and building resources.
- Crafting System: Learn how to craft tools, weapons, and shelter to enhance your survival.
- Health and Stamina: Monitor your health and stamina levels to avoid negative effects on your character.

Survival Strategies

Surviving in space is not just about gathering resources; it's also about smart planning and strategy.

Establishing a Base

- Location Selection: Find a safe spot that is close to resource-rich areas but away from hostile creatures.
- Building Essentials: Start with a simple shelter that can be expanded as you gather more resources.

Resource Management

To survive, you must effectively manage your resources:

1. Food: Forage for edible plants, hunt for animals, and consider farming for a sustainable food source.
2. Water: Collect rainwater, find nearby water sources, or construct water purification systems.
3. Energy: Use solar panels or generators to power your base, ensuring you have enough energy for crafting and survival.

Crafting and Upgrading

Crafting is a significant part of the gameplay experience in Stranded in Space.

Essential Crafting Recipes

Here are some fundamental items you should prioritize crafting:

- Basic Tools:
 - Stone Axe: For gathering wood and defending against creatures.
 - Pickaxe: Essential for mining ores and stones.
- Shelter Components:
 - Walls and Roof: Protect yourself from environmental hazards.
 - Door: Secure your base from intruders.
- Survival Gear:

- First Aid Kits: Essential for healing injuries.
- Water Filtration System: Ensures a clean water supply.

Upgrading Your Equipment

As you progress, upgrading your tools and equipment becomes vital:

1. Better Weapons: Craft more advanced weapons to defend against aggressive fauna.
2. Advanced Tools: Invest in high-tier tools that allow for faster resource gathering.
3. Base Enhancements: Upgrade your shelter with better materials to withstand environmental threats.

Exploration: Venturing into the Unknown

Exploration is a crucial aspect of Stranded in Space. While it can be risky, the rewards are often worth it.

Tips for Safe Exploration

- Plan Ahead: Always have a map and know your surroundings before venturing out.
- Bring Supplies: Carry enough food, water, and medical supplies for your journey.
- Mark Your Path: Use markers or a map to avoid getting lost.

Discovering New Areas

As you explore, you'll come across various biomes that offer unique resources and challenges:

- Forests: Rich in wood and food sources, but often home to predators.
- Caves: Contain valuable ores and resources but can be dangerous due to narrow passages and hostile creatures.
- Abandoned Structures: Explore these for loot, but be cautious of traps and alien entities.

Combat and Defense

In Stranded in Space, you will encounter hostile creatures and other players. Knowing how to defend yourself is critical.

Combat Strategies

- Know Your Enemies: Study enemy patterns and weaknesses to strategize your attacks.
- Use the Environment: Utilize terrain to your advantage, such as climbing to higher ground or hiding in bushes.
- Equip Proper Gear: Ensure that you have the right weapons and armor before engaging in combat.

Defending Your Base

To protect your shelter from hostile entities:

1. Secure the Perimeter: Build walls and traps around your base.
2. Set Up Guards: If the game allows, hire NPCs or craft automated defenses.
3. Regular Maintenance: Check your defenses regularly and repair any damage.

Advanced Techniques for Experienced Players

Once you've mastered the basics, consider these advanced strategies to elevate your gameplay.

Resource Farming Techniques

- Automated Farms: Set up automated systems to gather resources without constant supervision.
- Efficient Resource Routes: Plan your routes to collect various resources in one trip, minimizing travel time.

Multiplayer Collaboration

If the game supports multiplayer, collaborating with friends can enhance your experience:

- Shared Resources: Combine resources to build a stronger base.
- Team Strategies: Work together to tackle tough challenges and explore dangerous areas.

Conclusion

In conclusion, the **Stranded in Space walkthrough** covers essential strategies that will help players not only survive but thrive in the vastness of space. From establishing a solid base to engaging in combat and exploring the unknown, this guide aims to equip you with the knowledge needed to navigate the challenges of the game. Whether you are a newcomer or a seasoned player, these strategies will enhance your gameplay experience and ensure your journey through space is both exciting and successful. Happy exploring!

Frequently Asked Questions

What is the primary objective in Stranded in Space?

The primary objective in Stranded in Space is to survive in an alien environment, gather resources, repair your spaceship, and find a way to escape the planet.

How do I gather resources effectively in Stranded in Space?

To gather resources effectively, explore your surroundings, use your tools wisely, and prioritize collecting essential items like food, water, and materials for crafting.

Are there any tips for managing hunger and health in the game?

Yes, keep an eye on your hunger and health meters. Regularly consume food items and find safe sources of water. Craft healing items when your health gets low.

What are some common challenges players face in Stranded in Space?

Common challenges include resource scarcity, hostile creatures, environmental hazards, and the need to constantly manage survival metrics like hunger and health.

How can I repair my spaceship in Stranded in Space?

To repair your spaceship, locate the necessary materials, use your crafting skills to create repair items, and follow the in-game instructions to fix specific parts of the ship.

Are there any strategies for dealing with hostile creatures?

Yes, avoid confrontation when possible, use stealth to evade enemies, and craft weapons or traps to defend yourself if necessary.

Is there a multiplayer mode in Stranded in Space?























Currently, Stranded in Space is a single-player experience, focusing on individual survival mechanics and exploration, with no multiplayer mode available.

Find other PDF article:

<https://soc.up.edu.ph/29-scan/pdf?dataid=RCa35-9709&title=how-to-check-siri-history-ios-16.pdf>

Stranded In Space Walkthrough

00000 | 0000000Sun Guardian 2Stranded 000 ...

Jan 25, 2025 · Stranded  [Adventure] [1.20.4]  SwarmOfBears /                    

☐ Sun Guardian ☐☐☐☐ ☐1☐☐☐☐☐☐☐☐ ...

Stranded Deep 000 - 0000

Apr 5, 2023 · Stranded Deep

████████████████████ @Stranded Deep ██████████

Oct 12, 2016 · Stranded Deep 0.16 (0.16.H1)

[illegible]

stranded deep -

Jan 17, 2021 · [REDACTED] 5[REDACTED]

□ □ □ □ ...

RE: [REDACTED] | [REDACTED] Sun Guardian 2 Stranded [REDACTED] ...

[illegible]

□ □ □ □ □ ...

□□□□□□□□□□□□□□ - □□□□□

May 28, 2020 · 1. C 2. 3. C 4. 5.

□ □ □ □ □ □ □ □ □ □ ...

████████████████████ @Stranded Deep █████ - █████

Oct 11, 2016 · Stranded Deep 0.16 (0.16.H1) :

□□□□□□□□(□□□)□□□□□ ...

Stranded Deep @Stranded Deep ...

Aug 21, 2022 · [Discord](#) [V1.0.6.0.17](#)

A diagram consisting of a horizontal row of eleven empty square boxes, followed by three dots (\dots) indicating an infinite sequence.

PC -

```

#####          #####          #####
000000000000000000000000C000000000000000000000000000E00000000000000000

```

2F ...

Jul 14, 2023 · [Stranded Deep 2F](#)

[Sun Guardian 2](#) [Stranded](#) ...

Jan 25, 2025 · [Stranded](#) [\[Adventure\]](#) [1.20.4] [SwarmOfBears](#) / [Sun Guardian](#) [1](#) [Stranded Deep](#) ...

Stranded Deep ... - ...

Apr 5, 2023 · [Stranded Deep](#) ...

[@Stranded Deep](#) ... - ...

Oct 12, 2016 · [Stranded Deep](#) 0.16 (0.16.H1) ...

stranded deep ... - ...

Jan 17, 2021 · [Stranded Deep](#) ... 5 ... 10 ...

[RE:Sun Guardian 2](#) [Stranded](#) ...

Mar 4, 2025 · [Stranded Deep](#) 100% ...

Stranded Deep ... - ...

May 28, 2020 · 1. C 2. 3. C 4. 5. ...

[@Stranded Deep](#) ... - ...

Oct 11, 2016 · [Stranded Deep](#) 0.16 (0.16.H1) ...

Stranded Deep [@Stranded Deep](#) ...

Aug 21, 2022 · [Discord](#) [V1.0.6.0.17](#) ... training- MOD ...

PC ... - ...

[C](#) [E](#) ...

2F ...

Jul 14, 2023 · [2F](#)

"Stuck in Stranded in Space? Our comprehensive walkthrough guides you through every challenge. Discover how to survive and thrive in the cosmos! Learn more."

[Back to Home](#)