

Studio McGee Rug Guide



Studio McGee Rug Guide

When it comes to elevating the aesthetic of a space, few elements have the transformative power of a well-chosen rug. Studio McGee, known for its timeless yet modern design approach, offers an impressive range of rugs that can suit various tastes and interiors. This comprehensive guide will delve into the different types of rugs offered by Studio McGee, tips for selecting the right rug for your space, and care instructions to keep your rug looking its best.

Understanding Studio McGee Rugs

Studio McGee's rug collection is characterized by quality craftsmanship, sophisticated design, and a variety of styles. The brand focuses on creating pieces that are not only beautiful but also functional, ensuring that each rug enhances the overall ambiance of a room.

Types of Rugs Offered

Studio McGee provides an extensive selection of rugs that cater to diverse preferences. Here are some of the primary types available:

1. **Wool Rugs:** These are crafted from natural fibers, offering durability and warmth. Wool rugs are excellent for high-traffic areas and come in various patterns and colors.
2. **Cotton Rugs:** Lightweight and easy to clean, cotton rugs are perfect for casual spaces. They are often available in vibrant colors and prints, making them ideal for children's rooms or outdoor patios.
3. **Jute and Natural Fiber Rugs:** These rugs bring an organic touch to any space. Their texture adds warmth, and they are particularly well-suited for bohemian or coastal designs.
4. **Synthetic Rugs:** Made from materials like polypropylene, synthetic rugs are stain-resistant and easy to maintain. They are perfect for busy households or outdoor settings.
5. **Oriental and Persian Rugs:** These rugs feature intricate designs and rich color palettes, making them statement pieces in traditional or eclectic interiors.
6. **Shag Rugs:** Known for their plush texture, shag rugs can add a cozy feel to a room. They are often used in bedrooms or living areas for an inviting atmosphere.

Choosing the Right Rug for Your Space

Selecting the perfect rug can significantly impact your room's overall look and feel. Here are some essential tips to guide you through the selection process:

1. Consider the Room Size

The dimensions of your room will dictate the size of the rug you need. A few guidelines to follow include:

- **Living Room:** Ideally, the front legs of your furniture should sit on the rug, creating a cohesive look.
- **Dining Room:** Ensure the rug extends at least 24 inches beyond the dining table to allow for chairs to be pulled out easily.
- **Bedroom:** A large area rug can anchor the bed, while a smaller rug can be placed beside it for added comfort.

2. Define Your Style

Studio McGee offers rugs that fit various design aesthetics. Identify your style—be it modern, traditional, farmhouse, or eclectic—to narrow down your choices.

- Modern: Opt for geometric patterns or neutral colors.
- Farmhouse: Look for natural fibers or vintage-inspired designs.
- Bohemian: Choose vibrant colors and mixed patterns.

3. Think About Durability

Consider the foot traffic in the room where the rug will be placed. For high-traffic areas, such as living rooms and hallways, durable materials like wool or synthetic fibers are ideal. In contrast, low-traffic areas, such as bedrooms, can accommodate more delicate fabrics.

4. Choose the Right Color and Pattern

Color and pattern can affect the mood and perceived size of a room. Here are some tips:

- Light Colors: Make a room feel larger and more open.
- Dark Colors: Create a cozy, intimate atmosphere.
- Patterns: Consider the existing decor; a patterned rug can add visual interest but should complement rather than clash with furniture and walls.

5. Layering Rugs

Layering rugs can add texture and depth to a space. When layering:

- Start with a larger, neutral base rug.
- Add a smaller, patterned rug on top for contrast.
- Ensure both rugs share a common color palette for cohesion.

Placement Tips

Proper rug placement can enhance the functionality and aesthetics of a room. Here are some guidelines to consider:

- Living Room: Position the rug to define the seating area, ensuring that at least the front legs of all furniture pieces are on the rug.
- Dining Room: The rug should extend beyond the table to accommodate chairs, ensuring they remain on the rug when pulled out.
- Bedroom: Place the rug to either side of the bed or underneath it, creating a soft landing spot for

your feet.

Care and Maintenance of Studio McGee Rugs

To keep your Studio McGee rug looking its best, regular maintenance is essential. Here are some care tips:

1. Regular Vacuuming

Vacuum your rug at least once a week to remove dirt and debris. For shag rugs, use a suction-only setting to avoid pulling on fibers.

2. Spot Cleaning

For spills or stains, act quickly:

- Blot the stain with a clean, dry cloth.
- Use a mild detergent mixed with water for stubborn stains.
- Rinse with a damp cloth and blot dry.

3. Professional Cleaning

Consider professional cleaning every 12-18 months, especially for wool or delicate rugs. This helps maintain their appearance and prolongs their lifespan.

4. Rotate Your Rug

To prevent uneven wear and fading from sunlight, rotate your rug every six months.

Where to Buy Studio McGee Rugs

Studio McGee rugs can be found through various retailers, including:

1. Studio McGee's Official Website: Browse their complete collection online, featuring the latest designs.
2. Target: Studio McGee collaborates with Target to offer a curated selection of affordable rugs.
3. Home Decor Stores: Many home decor stores carry Studio McGee products, allowing for an in-person shopping experience.

Conclusion

Choosing the right rug from Studio McGee can elevate your home's design, offering both aesthetic appeal and practicality. By understanding the different types of rugs available, considering factors like size, style, and durability, and following proper care guidelines, you can find a rug that reflects your personality while enhancing your living space. With the right rug, your home will not only look beautiful but will also feel inviting and comfortable for years to come.

Frequently Asked Questions

What types of rugs does Studio McGee offer?

Studio McGee offers a variety of rugs including indoor, outdoor, area rugs, and runners, featuring different materials such as wool, cotton, and synthetic fibers.

How do I choose the right size rug from Studio McGee?

To choose the right size rug, measure your space and consider the furniture layout. A common rule is to have the front legs of your furniture on the rug for a cohesive look.

What are the best materials for Studio McGee rugs?

The best materials depend on your needs; wool is durable and soft, cotton is easy to clean, and synthetic fibers are great for high-traffic areas or outdoor use.

Are Studio McGee rugs easy to clean and maintain?

Yes, many Studio McGee rugs are designed for easy maintenance. Regular vacuuming and spot cleaning are recommended, and some rugs are machine washable.

What styles of rugs are popular in Studio McGee's collection?

Popular styles include modern farmhouse, bohemian, and traditional patterns, often featuring neutral colors and textured designs that complement various home decor styles.

Can I return a rug purchased from Studio McGee if I am not satisfied?

Yes, Studio McGee typically offers a return policy. Check their website for specific details regarding time frames and conditions for returning rugs.

Do Studio McGee rugs come with a warranty?

Many Studio McGee rugs come with a limited warranty that covers defects in materials and workmanship. It's best to check the product details for specific warranty information.

Where can I buy Studio McGee rugs?







Studio McGee rugs can be purchased directly from their official website, as well as through partnered retailers like Target and other home decor stores.

Find other PDF article:

<https://soc.up.edu.ph/53-scan/Book?ID=Qeg48-4266&title=seventh-day-adventist-pathfinder-guide-vi-deo.pdf>

Studio Mcgee Rug Guide

□□□□ **M4 Max / M3 Ultra** □□ **Mac Studio**□□□□□□□□ ...

Mar 5, 2025 ·  Mac Studio  16TB  8TB  M3 Ultra  512GB
 M2 Ultra  192GB

Discovery Studio -

```
Discovery Studio Help-Tutorials Discovery Studio 
Discovery Studio Discovery Studio Visualizer client mdm_random.sd
1aq1.pdb
```

game ready studio -

```

game ready studio  CUDA
studio  ...

```

Synthesizer V Studio 2 Pro: AI-sång bortom det generiska

Apr 28, 2025 · För låtskrivare är det en dröm att ha ständig tillgång till demosångare som snabbt och enkelt kan lägga sångspår på nyskrivna låtar. Nu är det möjligt med hjälp av AI. Vi tittar närmare på Dreamtonics Synthesizer V Studio 2 Pro.

HP ZBook Studio 16 G11

Jan 15, 2025 · HP ZBook Studio 16 G11 "Studio 16 G11 " GPU ...

LM-studio -

LM-studio [Progress bar]

C# Visual Studio IDE VS Code ...

Windows Visual Studio Ubuntu VS Code C# VS Code
C# 2023 12 Visual Studio UI

Visual Studio & VSCode >>>> - >>

Microsoft Visual Studio VS Visual Studio Code VSCode 1 Visual Studio
Visual Studio VS IDE Windows macOS ...

Mac studio M2 ultra -

Feb 3, 2025 · M2 Ultra 16 Mac Studio 16 M1 MAX 16 M1 MAX 64G 16 M2 Ultra 16 192G 16 128G 16 M4 MAX ...

LM studio 16 CPU+GPU+NPU 16 - 16
LM studio 16 CPU+GPU+NPU 16 16 CUDA 16 CPU+GPU 16 Intel Ultra 9 16 NPU 16

16 M4 Max / M3 Ultra 16 Mac Studio 16 ...
Mar 5, 2025 · 16 Mac Studio 16 16TB 16 8TB 16 16 M3 Ultra 16 512GB 16 M2 Ultra 16 ...

Discovery Studio 16 - 16
Discovery Studio 16 Help-Tutorials 16 Discovery Studio 16 16
16 Discovery Studio 16 16 ...

16 game ready 16 studio 16 - 16
16 game ready 16 studio 16 16 CUDA 16
16 studio 16 ...

Synthesizer V Studio 2 Pro: AI-sång bortom det generiska
Apr 28, 2025 · För låtskrivare är det en dröm att ha ständig tillgång till demosångare som snabbt och enkelt kan lägga sångspår på nyskrivna låtar. Nu är det möjligt med hjälp av AI. Vi tittar ...

16 HP ZBook Studio 16 G11 16
Jan 15, 2025 · HP ZBook Studio 16 G11 16 "Studio 16 G11 " 16
16 ...

LM-studio 16 - 16
LM-studio 16

16 C# 16 Visual Studio 16 IDE 16 VS Code 16
16 Windows 16 Visual Studio 16 Ubuntu 16 VS Code 16 C# 16 16 VS Code
16 C# 16 ...

Visual Studio 16 VSCode 16 - 16
Microsoft 16 Visual Studio 16 VS 16 Visual Studio Code 16 VSCode 16 1 Visual Studio 16
16 Visual Studio 16 VS 16 16 16 16 ...

M4 max 16 Mac studio M2 ultra 16 - 16
Feb 3, 2025 · M2 Ultra 16 Mac Studio 16 M1 MAX 16
16 ...

LM studio 16 CPU+GPU+NPU 16 - 16
LM studio 16 CPU+GPU+NPU 16 16 CUDA 16 CPU+GPU 16 Intel Ultra 9 16 NPU 16

Discover the ultimate Studio McGee rug guide to elevate your home decor. Explore tips on selection

[Back to Home](#)