



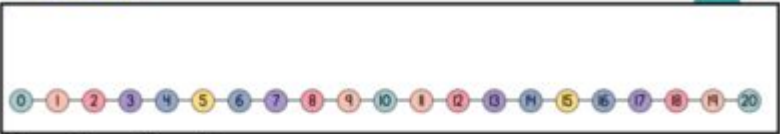
Subtract Within 20 Worksheets

Name: _____ Date: _____



Subtracting within 20





Direction: Simplify.

9 - 2 = _____	3 - 2 = _____	10 - 8 = _____
6 - 5 = _____	10 - 5 = _____	16 - 9 = _____
16 - 2 = _____	12 - 3 = _____	4 - 0 = _____
2 - 0 = _____	11 - 9 = _____	17 - 4 = _____
12 - 4 = _____	10 - 6 = _____	18 - 9 = _____
8 - 5 = _____	5 - 4 = _____	13 - 9 = _____
10 - 9 = _____	17 - 8 = _____	20 - 4 = _____
9 - 7 = _____	13 - 7 = _____	6 - 5 = _____
14 - 3 = _____	13 - 6 = _____	15 - 3 = _____
11 - 9 = _____	14 - 7 = _____	18 - 0 = _____
17 - 9 = _____	19 - 9 = _____	11 - 6 = _____
12 - 1 = _____	19 - 12 = _____	18 - 12 = _____
6 - 6 = _____	6 - 3 = _____	13 - 3 = _____
8 - 7 = _____	14 - 4 = _____	18 - 17 = _____
13 - 2 = _____	20 - 5 = _____	19 - 14 = _____

WORKSHEETSGO

Subtract within 20 worksheets are essential educational tools designed to help young learners develop their subtraction skills. As children progress through early mathematics, mastering subtraction within 20 forms the foundation for more complex mathematical concepts. This article explores the significance of these worksheets, their benefits, types, and effective strategies for using them to enhance a child's learning experience.

The Importance of Subtracting within 20

Subtraction is a crucial arithmetic operation that children encounter in their early education. The ability to subtract numbers fluently within 20 is vital for several reasons:

1. **Cognitive Development:** Learning to subtract helps develop critical thinking and problem-solving skills in children.
2. **Mathematical Foundation:** Subtraction is a building block for more advanced mathematical concepts, including addition, multiplication, and division.
3. **Everyday Applications:** Understanding subtraction is essential for daily activities, such as budgeting, shopping, and time management.

By focusing on numbers within 20, children can concentrate on mastering basic subtraction concepts before moving on to more complex problems.

Benefits of Using Subtract within 20 Worksheets

Using worksheets specifically designed for subtraction within 20 offers numerous advantages:

- **Structured Learning:** Worksheets provide a structured approach to learning, allowing students to practice systematically.
- **Reinforcement of Skills:** Repeated practice through worksheets reinforces subtraction skills and boosts confidence.
- **Immediate Feedback:** Worksheets can be graded quickly, providing immediate feedback to students and teachers.
- **Variety of Problems:** Worksheets often include a diverse range of problems, catering to different learning styles and abilities.
- **Tracking Progress:** Teachers and parents can use worksheets to track a child's progress and identify areas that require additional focus.

Types of Subtract within 20 Worksheets

There are various types of worksheets that can be effective in teaching subtraction within 20. Here are some common formats:

1. Traditional Worksheets

These worksheets present a series of subtraction problems that students solve independently. They typically include:

- Simple subtraction problems (e.g., $15 - 7$)
- Mixed problems with varying difficulty levels

- Space for students to show their work

2. Word Problems

Word problems help students apply their subtraction skills to real-life scenarios. These worksheets often include:

- Contextual questions (e.g., "If there are 12 apples and 5 are eaten, how many are left?")
- Various situations to enhance comprehension and critical thinking

3. Fill-in-the-Blank Worksheets

These worksheets provide a partially completed subtraction problem, allowing students to fill in the missing number. They are useful for:

- Encouraging number sense and understanding the relationship between numbers
- Helping students focus on the concept of subtraction rather than just computation

4. Visual Worksheets

Visual aids can enhance understanding, especially for visual learners. These worksheets may include:

- Pictures or diagrams to illustrate subtraction problems
- Number lines for students to visualize the subtraction process

5. Interactive Worksheets

With the advent of technology, interactive worksheets are becoming increasingly popular. These can be found online and often include:

- Games and quizzes that make learning subtraction fun
- Immediate feedback through digital platforms

Effective Strategies for Using Subtract within 20 Worksheets

To maximize the benefits of subtraction worksheets, consider the following strategies:

1. Start with Concrete Examples

Begin with hands-on activities using physical objects (e.g., blocks, counters, or toys) to help students visualize subtraction. Once they grasp the concept, transition to worksheets.

2. Differentiate Instruction

Recognize that students have varying levels of understanding and skills. Tailor worksheets to meet individual needs, offering simpler problems for those who struggle and more challenging ones for advanced learners.

3. Incorporate Games and Activities

Introduce games that involve subtraction to make learning enjoyable. For example, use board games that require players to solve subtraction problems to advance.

4. Review Mistakes Together

After grading worksheets, review incorrect answers as a class or individually. Discussing mistakes can clarify misunderstandings and help prevent them in the future.

5. Encourage Peer Collaboration

Allow students to work in pairs or small groups when completing worksheets. Collaborative learning helps students explain their thought processes and learn from each other.

Conclusion

Subtract within 20 worksheets are invaluable resources for educators and parents aiming to enhance students' subtraction skills. By providing structured practice, immediate feedback, and a variety of problem types, these worksheets support cognitive development and mathematical proficiency. When used effectively, they can transform the learning experience, making subtraction an engaging and enjoyable subject for young learners.

As students gain confidence in their ability to subtract within 20, they set the stage for future mathematical success. By integrating these worksheets into regular practice, educators can ensure that children not only understand subtraction but also develop a love for mathematics that will last a lifetime.

Frequently Asked Questions

What are subtract within 20 worksheets used for?

Subtract within 20 worksheets are designed to help young learners practice and reinforce their subtraction skills, focusing on numbers up to 20.

What age group typically uses subtract within 20 worksheets?

Subtract within 20 worksheets are typically used by children in kindergarten and first grade, usually between the ages of 5 to 7.

How can parents help their children with subtract within 20 worksheets?

Parents can assist by reviewing the worksheet together, providing guidance on strategies for subtraction, and encouraging a positive attitude towards math.

Are there online resources available for subtract within 20 worksheets?

Yes, there are numerous online resources and educational websites that offer printable subtract within 20 worksheets for free or for purchase.

What skills do children develop by using subtract within 20 worksheets?

Children develop their subtraction skills, number sense, critical thinking, and problem-solving abilities while working with subtract within 20 worksheets.

Find other PDF article:

<https://soc.up.edu.ph/22-check/Book?trackid=apj10-1666&title=financial-algebra-teachers-edition.pdf>

[Subtract Within 20 Worksheets](#)

Requisitos para la Donación de Sangre - gob.mx

Jun 13, 2025 · ¿Cuáles son los requisitos para poder donar? Peso mínimo de 50 Kg. Tener, en términos generales, buena salud. No haber tenido cirugía alguna en los últimos seis meses. ...

¿Qué pruebas se hacen antes de donar sangre?

¿Qué pruebas se hacen antes de donar sangre? Determinación del hemograma, grupo sanguíneo

ABO y Rh. Determinación de anticuerpos irregulares. Análisis de VIH y Hepatitis B ...

Análisis donación de sangre: qué incluye y cuándo lo dan

Apr 2, 2022 · A pesar del cuestionario de control para evitar que la donación supusiera un peligro tanto para el donante como para el receptor, la Organización Mundial de la Salud recomienda ...

¿Vas a donar sangre? Estos son los requisitos que debes tener en ...

Oct 9, 2022 · El proceso para donar sangre requiere de una serie de evaluaciones médicas y personales previo a la extracción. (Shutterstock) Donar sangre es importante. Cuando algún ...

REQUISITOS PARA DONAR SANGRE - inr.gob.mx

No exceder las horas recomendadas de ayuno. No haber presentado síntomas respiratorios, diarrea o infección dental en los últimos 14 días. No haber ingerido medicamentos ...

Lo que debes saber antes de donar sangre - El Universal

Mar 2, 2018 · En México se acostumbra a realizarse un chequeo médico sanguíneo cada vez que las personas se sienten enfermas, pero lo ideal es que se realice un análisis general cada 6 ...

Requisitos para donar sangre 2025 - Requisitos para

Antes de donar sangre, se realizan varios estudios preliminares para asegurar la seguridad tanto del donante como del receptor. Estos estudios de sangre son esenciales para determinar si la ...

Requisitos para la Donación de Sangre ¿A donde acudir a donar?

Jun 12, 2025 · Porque donar sangre contribuye a tu salud. Estudios científicos demuestran que las personas que donan sangre periódicamente disminuyen el riesgo de enfermedades ...

¿Qué es importante saber antes de donar sangre?

Pesar mínimo 50 kg. y medir más de 1.50 mts. para asegurar que tendremos una buena experiencia al donar. Algunos alimentos, medicamentos y sustancias necesitan su tiempo ...

¿Qué tengo que saber antes de donar sangre? - Blog Cruz Roja

Apr 17, 2016 · Podemos distinguir varias fases: En primer lugar, se registrarán tus datos como donante, para ello deberás cumplimentar un cuestionario con información básica acerca de tu ...

Welcome to Harris Tire Company

About Us Welcome to Harris Tire Company! Harris Tire Co. has grown to six locations servicing nine states in the Southeast. Offering a wide range of brands that cover everything from ...

Harris Automotive & Tire | Tire & Auto Service | Wentzville, MO ...

See all of the auto services we offer, and contact us to learn more about our exceptional customer service & automotive expertise. We offer tires from top name, national brands like ...

Auto Tire and Parts NAPA

Auto Tire & Parts Inc. has been serving customers since 1909, providing top-tier auto parts and services.

Find a Mr.Tire Store Near You | Search Store and Locate - MrTire

Use the Mr. Tire store locator to find a tire store near you. Get directions and hours for your local Mr. Tire shop today.

Tires & Auto Repair at Tires Plus Total Car Care Near You

Keep your car running newer, longer with the right maintenance and repairs from Tires Plus Total Car Care! Schedule an appointment for the services you need.

Sam's Club Auto & Tires

Shop top brands and get advice from certified tire technicians at your local Sam's Club in Stafford meadows, TX.

Tires, Oil Changes & Brakes | Firestone Complete Auto Care

From a new set of tires to an oil change, alignment to brakes, we're the complete auto repair package that's committed to helping keep your car running newer longer.

Just Tires® | Buy Tires, Schedule Tire Installation & Auto ...

Schedule auto services, tire installation, or maintenance at one of our locations. Trust our expert technicians for tire rotations, oil changes, brakes, alignment and more.

Auto & Tires - Walmart.com

Shop Auto at Walmart.com and browse Auto Parts, Tires, Exterior, and Interior Car Accessories. Save money. Live better.

Home - Sun Auto Tire & Service

Shop service deals, tire savings, and complete auto care offers so you can save more on the services and repairs you need. Purchase four eligible Goodyear tires and receive an instant ...

Enhance your child's math skills with our engaging subtract within 20 worksheets! Perfect for practice and mastery. Discover how to make learning fun today!

[Back to Home](#)