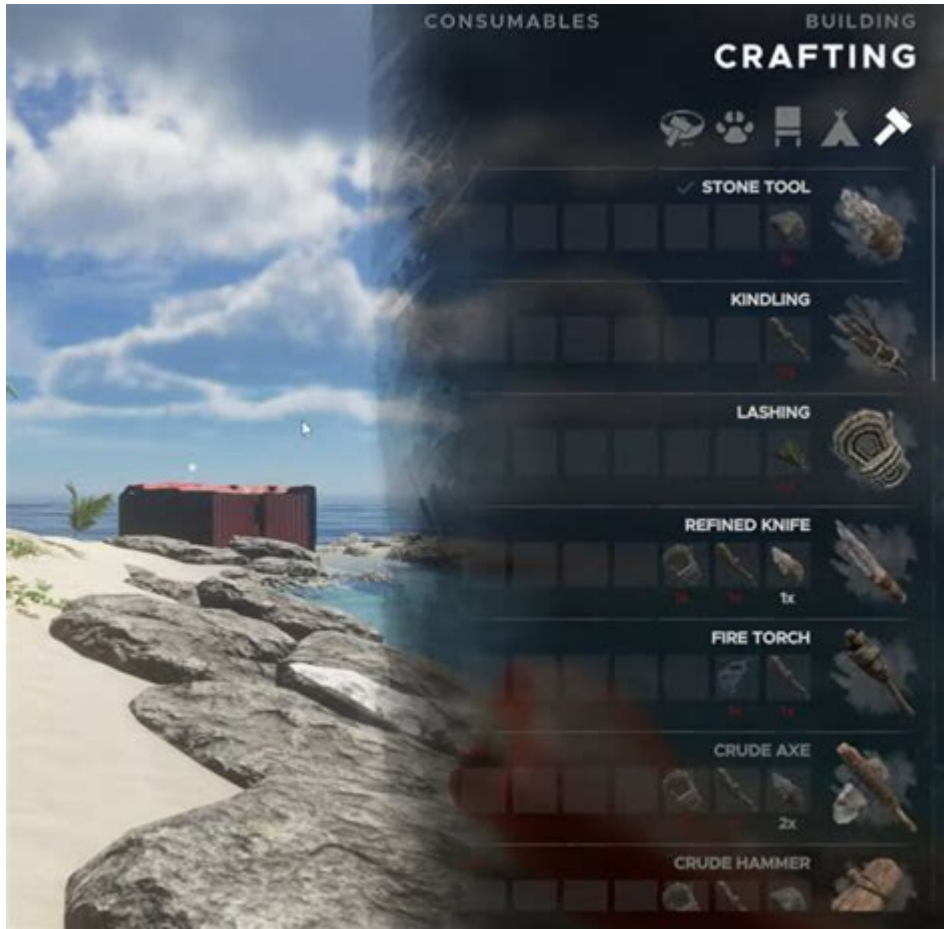


# Stranded Deep Crafting Guide



Stranded Deep crafting guide is essential for survival in this immersive survival game. In Stranded Deep, players find themselves stranded on a deserted island after a plane crash, and they must gather resources, craft tools, and build shelter to survive the harsh environment. Crafting plays a pivotal role in ensuring your survival, and understanding the various recipes and materials is crucial for progressing through the game. This guide will walk you through the basics of crafting, the types of items you can create, and some advanced crafting techniques that will enhance your gameplay experience.

## Understanding the Basics of Crafting

Crafting in Stranded Deep is straightforward but requires a good understanding of the materials available to you. The game features a crafting menu that allows players to see available recipes and

the necessary components for each one.

## Gathering Resources

Before you can craft anything, you need to gather resources. Here are some key resources you'll encounter:

1. Wood: Gathered from trees and driftwood.
2. Stone: Found on the ground or in the water.
3. Fibrous Leaves: Collected from palm trees and various plants.
4. Lashing: Made from fibrous leaves; used in many recipes.
5. Palm Fronds: Collected from palm trees; used for shelter and crafting.

## Accessing the Crafting Menu

To access the crafting menu, follow these steps:

1. Press the appropriate button for your platform (usually the 'C' key on PC).
2. Browse through the categories: Shelter, Tools, Weapons, and more.
3. Select the item you wish to craft, and ensure you have the necessary materials.

## Crafting Categories

Crafting in Stranded Deep can be divided into several categories. Each category has unique items that serve different purposes.

## Shelter

Creating a shelter is one of the first things you should do for protection against the elements and to save your game. Here are some shelter options:

- Lean-to: Requires 3 sticks and 1 palm frond.
- Shelter: Requires 4 sticks and 1 lashing.
- Wooden Crate: Useful for storing items; requires 3 sticks.

## Tools

Tools are essential for gathering resources and crafting other items. Here are some basic tools to craft:

1. Stone Tool: Requires 1 stone; used for basic tasks.
2. Axe: Requires 1 stone tool, 1 lashing, and 1 stick; used for cutting down trees and gathering wood.
3. Fishing Spear: Requires 1 lashing and 1 stick; used for hunting fish.

## Weapons

Defending yourself against wildlife is crucial. Here are some weapons you can craft:

- Spear: Requires 1 stick; can be used for basic defense.
- Refined Spear: Requires 1 spear and 1 lashing; more effective for hunting.
- Bow: Requires 1 lashing and 2 sticks; used for ranged attacks.

## Storage

Managing your inventory is vital for survival. Crafting storage solutions will help you keep your resources organized. Here are some storage options:

- Wooden Crate: Requires 3 sticks; can hold a limited number of items.
- Shelves: Requires 2 sticks and 1 lashing; allows for more organized storage.

## Advanced Crafting Techniques

As you progress in Stranded Deep, you'll unlock more advanced crafting recipes that require specific materials. Mastering these techniques can significantly enhance your survival chances.

## Refining Materials

Refining materials allows you to create more advanced tools and weapons. Here's how to refine some common materials:

- Refined Axe: Requires 1 axe and 1 lashing; allows for faster wood gathering.
- Refined Knife: Requires 1 stone tool and 1 lashing; useful for crafting and hunting.
- Refined Spear: Requires 1 spear and 1 lashing; increases damage output against wildlife.

## Crafting Water Collectors

Water is essential for survival, and crafting a water collector can ensure you have a steady supply. Here are the steps:

1. Water Still: Requires 1 coconut, 1 palm frond, and 1 lashing. Place it in a sunny area to collect water.
2. Rain Collector: Requires 4 palm fronds and a container; captures rainwater for drinking.

## Creating a Campfire

A campfire is crucial for cooking food and keeping warm. Here's how to craft one:

1. Gather 5 sticks and 1 lashing.
2. Place the campfire in a safe area, preferably near your shelter.
3. Use wood or kindling to start the fire.

## Crafting Vehicles

As you explore the ocean, crafting a vehicle can help you travel to new islands and gather more resources. Here are some vehicle options:

### Raft

To craft a raft, you'll need:

- 4 barrels
- 4 sticks
- 1 lashing

Combine these materials at the raft crafting station, and you'll have a basic vehicle to navigate the waters.

# Motorboat

For a more advanced vehicle, you can craft a motorboat:

- 1 motor (crafted from engine parts)
- 4 sticks
- 1 lashing

This will allow you to travel faster across the ocean.

## Tips for Efficient Crafting

Here are some tips to make your crafting and survival more efficient:

- Prioritize Essential Items: Focus on crafting tools and shelter before exploring.
- Organize Your Inventory: Create storage solutions to keep your resources organized.
- Use the Crafting Menu Regularly: Familiarize yourself with the crafting menu to quickly find recipes.
- Explore Different Islands: Different islands have varying resources, so explore them for rare materials.

## Conclusion

The Stranded Deep crafting guide provides a comprehensive overview of crafting essentials that can significantly enhance your survival experience in the game. By understanding the various materials, categories, and advanced techniques, you'll be better equipped to navigate the challenges of island survival. Remember to gather resources consistently, craft essential items, and explore your surroundings to thrive in this captivating environment. With practice and exploration, you will not only survive but thrive in Stranded Deep. Happy crafting!

# Frequently Asked Questions

## What is the best way to start crafting in Stranded Deep?

Begin by gathering basic resources like sticks, stones, and palm fronds. Create a crude axe to help with gathering more materials efficiently.

## How do I craft a shelter in Stranded Deep?

To craft a shelter, gather 4 palm fronds, 2 sticks, and 1 lashing. Combine these materials in your crafting menu to create a shelter to save your progress and protect against the elements.

## What are the essential tools to craft early in the game?

Essential tools include the crude axe, refined knife, spear, and hammer. These tools help with resource gathering, crafting, and defense against wildlife.

## How can I craft a fire pit in Stranded Deep?

To craft a fire pit, you need 1 fire pit base, which requires 3 rocks and 1 lashing, and then add 1 kindling. This will allow you to cook food and stay warm.

## What materials do I need to craft a raft?

To craft a basic raft, you need 4 sticks and 1 lashing. You can add more parts, like buoy balls or floors, to enhance its durability and size.

## How do I craft a water still in Stranded Deep?

To craft a water still, gather 1 coconut, 1 lashing, and 2 palm fronds. This will allow you to collect fresh water from the condensation process.

## What are the benefits of crafting a fishing spear?

A fishing spear allows you to catch fish more effectively than using your hands. It increases your

chances of obtaining food, which is crucial for survival.

## How can I upgrade my tools in Stranded Deep?

You can upgrade your tools by crafting refined versions using a refined knife. For example, upgrade a crude axe to a refined axe using 1 lashing and 2 stone tools.

## What is the importance of crafting a bed in the game?


























Crafting a bed allows you to sleep through the night, which helps restore your health and energy. It also provides a safe space to avoid nighttime predators.

Find other PDF article:

<https://soc.up.edu.ph/42-scope/files?ID=cHZ99-1011&title=muscogee-creek-language-dictionary.pdf>

# Stranded Deep Crafting Guide

██████ | ██████████Sun Guardian 2Stranded████ ...

Jan 25, 2025 · Stranded  [Adventure] [1.20.4]  SwarmOfBears /                         

*Stranded Deep* □□□ - □□□□

Apr 5, 2023 ·  Stranded Deep  

████████████████████ @Stranded Deep ██████████

Oct 12, 2016 · Stranded Deep 0.16 (0.16.H1) ...

      stranded deep        -       

[illegible]

**RE: [REDACTED] | [REDACTED] Sun Guardian 2 [REDACTED] Stranded [REDACTED] ...**

Mar 4, 2025 · 100% ...

□□□□□□□□□□□□ - □□□□

May 28, 2020 · 1. C 2. 3. C 4. 5. ...

██████████ @Stranded Deep █████ - █████





Master the art of survival with our Stranded Deep crafting guide! Discover essential tips and recipes to thrive on your deserted island. Learn more now!

[Back to Home](#)