















# Study Island Cheat Sheet

## Study Island Report "Cheat Sheet"

### Which Study Island reports are good for...

|                                |   |
|--------------------------------|---|
| Incentive Programs             |  Blue Ribbon<br> Class Comparison<br> Gradebook (All Activity)   |
| Individual Data                |  Individual Student Report – Compare with Others, Suggested Topics<br> Login Reports<br> My Reports  |
| Class Data                     |  Class Summary Report – Compare with Others, Suggested Topics<br> Class Comparison Report<br> Class Gradebook – find a format you like and go with it! |
| State Data                     |  Class Summary – Disaggregate View<br> Class Gradebook by reporting category  |
| Administrator & Principal Data |  Weekly Report<br> Trend Reports  |
| District Administrators        |  District Level Reports – Gradebook, Summary Report (Activity & Suggested Topics)<br> District Reports (Access "School Stats")  |

### IF YOU WANT TO:


### TRY THIS:

Compare students with other Study Island users in the state

Select **Class Summary Report** or **Individual Student Report**.

Choose the class or individual student (if running the Individual Student Report).


Click "Compare with Others."



The screenshot shows the 'Individual Student Report' interface. It displays a bar chart comparing a student's performance across different categories (e.g., Math, Reading, Writing) against other students in the state. The chart uses a color-coded system (green for good, yellow for average, red for needs improvement) to indicate performance levels.

View results for an assignment created in Class Manager

Select **Assignment Report**.  
Select the class and assignment.



The screenshot shows the 'Assignment Report' interface. It displays a table of student scores for a specific assignment. The table includes columns for student names, scores, and other relevant data. The interface also includes filters and options to view the report in different formats.

**Study Island cheat sheet** is a valuable resource for students aiming to enhance their understanding and performance in various subjects. Study Island is an online educational platform that provides practice assessments aligned with state standards for K-12 students. It helps learners prepare for standardized tests and improve their academic skills through engaging content and interactive lessons. This article delves into the features of Study Island, tips to utilize it effectively, and how a cheat sheet can enhance your learning experience.

# Understanding Study Island

Study Island offers a plethora of resources designed to support student learning. These resources include:

- **Practice Questions:** Questions are categorized by subject and grade level, allowing students to focus on specific areas where they need improvement.
- **Interactive Activities:** Engaging games and challenges make learning fun and help reinforce concepts.
- **Diagnostic Assessments:** These assessments identify student strengths and weaknesses, providing personalized learning paths.
- **Reports and Analytics:** Teachers and students can track progress through detailed reports, enabling targeted interventions.

## Key Features of Study Island

1. **Standards-Based Content:** Study Island's questions are aligned with state standards, ensuring that students are studying relevant material that will be tested.
2. **Customizable Learning:** Educators can tailor assignments based on individual student needs, allowing for a more personalized educational experience.
3. **Student Engagement:** The platform includes various tools such as badges and rewards to motivate students to complete tasks and achieve their learning goals.
4. **Real-Time Feedback:** Immediate results on quizzes and activities help students understand their mistakes and learn from them promptly.

## Benefits of Using a Study Island Cheat Sheet

A Study Island cheat sheet can significantly enhance the learning experience by providing quick references and summaries of essential concepts. Here are some benefits of using a cheat sheet:

- **Quick Reference:** A cheat sheet condenses information, allowing students to quickly find answers or explanations without sifting through extensive material.
- **Focus on Key Concepts:** It helps in identifying critical topics and concepts that need more attention, making study sessions more efficient.
- **Memory Aid:** By summarizing information, a cheat sheet reinforces memory retention and helps students recall facts during assessments.

- **Time Saver:** It reduces the time spent looking for information, allowing for more practice and study time.

# How to Create an Effective Study Island Cheat Sheet

Creating a cheat sheet requires careful consideration and organization. Here's a step-by-step guide to making an effective Study Island cheat sheet:

## 1. Gather Study Materials

Collect all the relevant materials you have on the subjects you are studying. This includes:

- Textbooks
- Class notes
- Study guides
- Previous quizzes and tests

## 2. Identify Important Topics

Review your materials and highlight key concepts, formulas, definitions, and important dates. Focus on:

- High-frequency topics that frequently appear in assessments
- Areas where you struggle the most

## 3. Organize the Information

Create sections within your cheat sheet for each subject or topic. Use headings and bullet points to structure the content clearly. For example:

- Mathematics
  - Formulas (e.g.,  $\text{area} = \text{length} \times \text{width}$ )
  - Key concepts (e.g., Pythagorean theorem)
- Science
  - Important terms (e.g., photosynthesis)
  - Processes (e.g., the water cycle)

## **4. Use Visual Aids**

Incorporate diagrams, charts, and color-coding to make the cheat sheet visually appealing and easier to understand. Visual aids can be particularly helpful for subjects like science and mathematics, where processes and relationships are crucial.

## **5. Keep It Concise**

Aim to keep your cheat sheet to one or two pages, focusing on the most essential information. The goal is to create a quick reference that is easy to read and understand.

## **6. Review and Update**

Regularly review your cheat sheet and update it as you learn new information or deepen your understanding of a topic. This continuous process will solidify your knowledge and keep the cheat sheet relevant.

# **Utilizing the Cheat Sheet Effectively**

Once you have created your Study Island cheat sheet, it's essential to use it effectively. Here are some strategies:

## **1. Regular Review Sessions**

Incorporate your cheat sheet into your study routine by reviewing it regularly. Set aside time each week to go over the material and reinforce what you've learned.

## **2. Practice with Study Island**

Use the cheat sheet in conjunction with Study Island's practice questions. Attempt the questions and refer to your cheat sheet for assistance when needed. This practice will help you become familiar with the content and improve your test-taking skills.

## **3. Group Study**

Share your cheat sheet with classmates and engage in group study sessions. Discussing concepts with peers can enhance understanding and fill in any gaps in knowledge.

## **4. Use as a Test Preparation Tool**

Before any upcoming exams or assessments, use your cheat sheet to review key concepts. It can serve as a final revision tool to ensure you are prepared.

## **Conclusion**

In conclusion, a Study Island cheat sheet is an invaluable tool for students seeking to enhance their learning and performance. By summarizing essential concepts and providing quick references, a cheat sheet can save time, reinforce memory, and aid in effective studying. As you navigate through your educational journey, combining the resources of Study Island with a well-crafted cheat sheet will undoubtedly set you on the path to academic success. Remember to keep your cheat sheet updated and utilize it regularly to maximize its benefits.

## **Frequently Asked Questions**

### **What is a Study Island cheat sheet?**

A Study Island cheat sheet is a condensed resource that provides key concepts, formulas, or strategies to help students quickly review material and prepare for assessments on the Study Island platform.

### **How can I effectively use a Study Island cheat sheet?**

To use a Study Island cheat sheet effectively, review the key points before taking practice tests, use it to clarify difficult concepts, and refer back to it while completing assignments or studying for exams.

### **Are there any specific subjects that benefit most from a Study Island cheat sheet?**

Yes, subjects like math, science, and language arts often benefit from cheat sheets, as they can summarize important formulas, definitions, and processes that are essential for understanding the material.

### **Can I find pre-made Study Island cheat sheets online?**

Yes, there are various educational websites, forums, and study groups where students share pre-made Study Island cheat sheets for different subjects and grade levels.

### **Is using a Study Island cheat sheet considered cheating?**

Using a cheat sheet for study purposes is generally acceptable as a study aid, but students

should check their school's policy on academic integrity to ensure they are not violating any rules during assessments.

## What are some tips for creating my own Study Island cheat sheet?

To create your own Study Island cheat sheet, focus on summarizing key concepts, use bullet points for clarity, include diagrams or charts for visual aid, and keep it organized by topic or subject.

## How often should I refer to my Study Island cheat sheet while studying?

You should refer to your Study Island cheat sheet regularly throughout your study sessions, especially when tackling difficult topics or before quizzes and tests to reinforce your understanding.

## What should I include in a comprehensive Study Island cheat sheet?

A comprehensive Study Island cheat sheet should include definitions, formulas, key concepts, example problems, and any other relevant information that can help you grasp the subject matter quickly.

Find other PDF article:

<https://soc.up.edu.ph/31-click/Book?dataid=SZJ82-7281&title=how-to-tie-decorative-knots.pdf>

# Study Island Cheat Sheet

□□□□ Ao Wang□Quanming Liu □□□ ...

□□□□ Ao Wang □□□□□□□□□□□□□□□□□□□□ □□ ...

## study -

Aug 7, 2023 · study [ˈstʌdi] [ˈstʌdi] n [ˈstʌdi] ...

*study* □ *research*□□□□□□□□□□ ...

“study” “research” “” Study ...

*study on* □ *study of* - □□□□

Feb 24, 2025 · study on □ study of □□□□□□□□□□ □□□□ study on □□□□ ...

□□□□□□□□□□ - □□

```

#####  __
#####costudytiming##### ...

```

Ao Wang, Quanming Liu | JIMR | A Study on Male Masturbation Duration Assisted by Masturbat... 133

Aug 7, 2023 · study[stadi] [stadi] n vt vi study“” “” “” ...

□□□□□□“study” □ “research” □□□□□□“□□”□□□□□□□□□□ Study □□□□□□□□□□□□□□□□□□□□□□□□□□

Feb 24, 2025 · study on □ study of □□□□□□□□□□ □□□ study on □□□□□□□□□□□□□□□□□□□□□□  
□□□study of □□□ ...

costudy.timing.app  
1. 2. ...

14

Nov 13, 2024 · studyresearch?st“study”“research”“Study”

Nov 29, 2021 · RP  
 “ ” “ ” ...

Jul 29, 2024 · pilot study RCT RCT  
Randomized Controlled Trial

study[stʌdi] studied[ˈstʌdɪd] [stʌdɪd] study[stʌdi] He hadn't studied hard  
so that he failed in the exam. [stʌdɪd] [stʌdɪd] [stʌdɪd] [stʌdɪd]  
[stʌdi] ...

[Back to Home](#)