



Summarizing Literary Texts Lesson 9 Answer Key

Lesson 9 **Part 1: Introduction** 

Summarizing Literary Texts


OH Standard 
RL.4.2b Incorporate a theme and story details into an objective summary of the text.

Theme: *Puzzles and Mysteries*

When you tell someone about your day, you include the important people, places, and events but leave out the little details. Similarly, a **summary** of a story is a brief retelling. It includes only the main characters, setting, important events, and theme.

When reading a story, you might have **personal opinions**, or feelings, about it. You might also make **judgments** about the story—whether it’s believable, well-written, and so on. Although it’s fine to have opinions and make judgments, don’t include them in a summary. A summary is supposed to be **objective**, or tell only the facts.

These pictures tell a story. What details would you include in a summary of the pictures?



Now read the summary below. Cross out phrases that do not belong in a summary.

In an unrealistic story, a boy and girl enter a living room and see drips coming from the ceiling. Although confused at first, they at least have the sense to check the bathroom above the living room. There, they discover the water is from an overflowing bathtub, confirming that the first step in solving any problem is figuring out the source.

What did you cross out? Remember, a summary of a literary text should include only the important details without personal opinions or judgments. To write an objective summary, stick to the facts.

Write an objective version of this summary in the space below.

1.9 Summarizing Literary Texts
©Curriculum Associates, LLC. Copying is not permitted.

77

SUMMARIZING LITERARY TEXTS LESSON 9 ANSWER KEY IS A CRUCIAL COMPONENT OF UNDERSTANDING LITERATURE. IN THIS LESSON, STUDENTS LEARN THE ART OF SUMMARIZATION—A VITAL SKILL FOR EXTRACTING THE ESSENCE OF A TEXT WHILE RETAINING ITS CORE IDEAS. THIS ARTICLE WILL DELVE INTO THE KEY ELEMENTS OF SUMMARIZING LITERARY TEXTS, FOCUSING ON LESSON 9, ITS OBJECTIVES, METHODS, AND THE ANSWER KEY THAT HELPS REINFORCE THE CONCEPTS TAUGHT.

UNDERSTANDING THE PURPOSE OF SUMMARIZING

SUMMARIZING IS NOT JUST ABOUT CONDENSING INFORMATION; IT IS ABOUT COMPREHENDING THE TEXT DEEPLY ENOUGH TO CONVEY ITS MAIN IDEAS IN A SIMPLIFIED FORM. THE PURPOSE OF SUMMARIZING LITERARY TEXTS INCLUDES:

- **ENHANCING COMPREHENSION:** STUDENTS DEVELOP A BETTER UNDERSTANDING OF THE THEMES, CHARACTERS, AND PLOTS.

- **CRITICAL THINKING:** SUMMARIZING ENCOURAGES STUDENTS TO ANALYZE THE TEXT AND DISCERN WHAT IS MOST IMPORTANT.
- **COMMUNICATION SKILLS:** CRAFTING SUMMARIES HELPS IMPROVE WRITING AND VERBAL COMMUNICATION SKILLS.

KEY COMPONENTS OF A GOOD SUMMARY

IN LESSON 9, STUDENTS ARE INTRODUCED TO THE ESSENTIAL COMPONENTS OF AN EFFECTIVE SUMMARY. THESE COMPONENTS INCLUDE:

1. MAIN IDEA

THE MAIN IDEA IS THE BACKBONE OF ANY SUMMARY. IT ENCAPSULATES THE PRINCIPAL POINT THE AUTHOR IS TRYING TO CONVEY. STUDENTS SHOULD IDENTIFY THE MAIN IDEA BY ASKING THEMSELVES:

- WHAT IS THE CENTRAL MESSAGE OF THE TEXT?
- WHAT ARGUMENT OR THEME IS THE AUTHOR PRESENTING?

2. SUPPORTING DETAILS

SUPPORTING DETAILS PROVIDE CONTEXT AND EVIDENCE TO BACK UP THE MAIN IDEA. THESE CAN INCLUDE:

- KEY EVENTS OR ACTIONS IN THE PLOT
- CHARACTER MOTIVATIONS AND DEVELOPMENTS
- IMPORTANT THEMES OR SYMBOLS

3. CONCISENESS

A GOOD SUMMARY IS CONCISE. STUDENTS MUST LEARN TO EXPRESS THOUGHTS CLEARLY AND SUCCINCTLY, AVOIDING UNNECESSARY DETAILS. TO ACHIEVE CONCISENESS:

- FOCUS ON THE ESSENTIALS.
- USE CLEAR AND STRAIGHTFORWARD LANGUAGE.
- AVOID PERSONAL OPINIONS OR INTERPRETATIONS.

4. ACCURATE REPRESENTATION

A SUMMARY MUST ACCURATELY REFLECT THE ORIGINAL TEXT'S INTENT, TONE, AND CONTENT. STUDENTS SHOULD ENSURE THEY DO NOT MISREPRESENT THE AUTHOR'S IDEAS OR OMIT CRUCIAL POINTS.

STEPS TO SUMMARIZING A LITERARY TEXT

LESSON 9 OUTLINES A STEP-BY-STEP APPROACH TO SUMMARIZING TEXTS. THESE STEPS INCLUDE:

1. **READ THE TEXT THOROUGHLY:** BEFORE SUMMARIZING, STUDENTS SHOULD READ THE TEXT CAREFULLY TO UNDERSTAND ITS CONTENT AND CONTEXT.
2. **IDENTIFY THE MAIN IDEA:** DETERMINE WHAT THE TEXT IS FUNDAMENTALLY ABOUT.
3. **HIGHLIGHT KEY POINTS:** AS THEY READ, STUDENTS CAN UNDERLINE OR NOTE IMPORTANT DETAILS THAT SUPPORT THE MAIN IDEA.
4. **DRAFT THE SUMMARY:** USING THE IDENTIFIED MAIN IDEA AND SUPPORTING DETAILS, STUDENTS SHOULD WRITE A DRAFT OF THEIR SUMMARY.
5. **REVISE FOR CLARITY AND CONCISENESS:** AFTER DRAFTING, STUDENTS SHOULD REVISE THEIR WORK TO ENSURE IT IS CLEAR AND SUCCINCT.

APPLICATION OF SUMMARIZING SKILLS

SUMMARIZING IS NOT ONLY APPLICABLE IN ACADEMIC SETTINGS; IT IS ALSO A VALUABLE LIFE SKILL. HERE ARE SOME AREAS WHERE SUMMARIZING SKILLS CAN BE APPLIED:

- **ACADEMIC ASSIGNMENTS:** SUMMARIES ARE OFTEN REQUIRED IN ESSAYS, REPORTS, AND PRESENTATIONS.
- **PROFESSIONAL COMMUNICATION:** SUMMARIZING MEETINGS, REPORTS, OR ARTICLES IS ESSENTIAL IN THE WORKPLACE.
- **PERSONAL REFLECTION:** SUMMARIZING EXPERIENCES OR LESSONS LEARNED CAN ENHANCE PERSONAL GROWTH AND UNDERSTANDING.

LESSON 9 ANSWER KEY OVERVIEW

THE LESSON 9 ANSWER KEY SERVES AS A VALUABLE RESOURCE FOR BOTH STUDENTS AND EDUCATORS. IT PROVIDES A GUIDELINE FOR ASSESSING STUDENTS' UNDERSTANDING OF THE SUMMARIZATION PROCESS. BELOW ARE SOME SAMPLE QUESTIONS AND THEIR CORRESPONDING ANSWERS THAT MIGHT BE INCLUDED IN THE ANSWER KEY:

SAMPLE QUESTIONS

1. WHAT IS THE MAIN IDEA OF THE TEXT?
- ANSWER: THE MAIN IDEA IS THE CENTRAL THEME OR ARGUMENT PRESENTED BY THE AUTHOR.
2. LIST THREE SUPPORTING DETAILS THAT REINFORCE THE MAIN IDEA.
- ANSWER:
- DETAIL 1: [INSERT SPECIFIC SUPPORTING DETAIL FROM THE TEXT]
- DETAIL 2: [INSERT SPECIFIC SUPPORTING DETAIL FROM THE TEXT]
- DETAIL 3: [INSERT SPECIFIC SUPPORTING DETAIL FROM THE TEXT]
3. EXPLAIN WHY CONCISENESS IS IMPORTANT IN SUMMARIZING.
- ANSWER: CONCISENESS ENSURES THAT THE SUMMARY IS CLEAR AND FOCUSED, ALLOWING READERS TO GRASP THE ESSENTIAL POINTS WITHOUT BEING OVERWHELMED BY UNNECESSARY DETAILS.
4. WHAT STRATEGIES CAN BE USED TO ENSURE ACCURATE REPRESENTATION OF THE TEXT?

- ANSWER:
- PARAPHRASING THE TEXT IN ONE'S OWN WORDS.
- COMPARING THE SUMMARY WITH THE ORIGINAL TEXT TO CHECK FOR ACCURACY.
- SEEKING FEEDBACK FROM PEERS OR INSTRUCTORS.

CHALLENGES IN SUMMARIZING LITERARY TEXTS

WHILE SUMMARIZING IS A VALUABLE SKILL, STUDENTS OFTEN FACE CHALLENGES IN THE PROCESS. SOME COMMON DIFFICULTIES INCLUDE:

1. DISTINGUISHING MAIN IDEAS FROM DETAILS

STUDENTS MAY STRUGGLE TO DIFFERENTIATE BETWEEN WHAT IS CENTRAL TO THE TEXT AND WHAT IS SUPPLEMENTARY INFORMATION. ENCOURAGING THEM TO ASK GUIDING QUESTIONS CAN HELP MITIGATE THIS ISSUE.

2. MAINTAINING OBJECTIVITY

IT CAN BE CHALLENGING FOR STUDENTS TO REMAIN OBJECTIVE WHEN SUMMARIZING, ESPECIALLY IF THEY HAVE STRONG OPINIONS ABOUT THE TEXT. EDUCATORS CAN EMPHASIZE THE IMPORTANCE OF FOCUSING ON THE AUTHOR'S MESSAGE RATHER THAN PERSONAL INTERPRETATIONS.

3. OVER-SUMMARIZATION

IN AN ATTEMPT TO BE CONCISE, STUDENTS MAY OVERSIMPLIFY OR OMIT CRUCIAL ELEMENTS OF THE TEXT. TEACHING THEM TO RECOGNIZE ESSENTIAL INFORMATION AND AVOID UNNECESSARY CUTS IS VITAL.

CONCLUSION

SUMMARIZING LITERARY TEXTS IS AN ESSENTIAL SKILL THAT AIDS IN COMPREHENSION, CRITICAL THINKING, AND EFFECTIVE COMMUNICATION. THROUGH LESSON 9, STUDENTS LEARN TO IDENTIFY MAIN IDEAS AND SUPPORTING DETAILS, DRAFT CONCISE SUMMARIES, AND ACCURATELY REPRESENT THE TEXT. THE PROVIDED ANSWER KEY PLAYS A CRITICAL ROLE IN REINFORCING THESE CONCEPTS, MAKING IT EASIER FOR STUDENTS TO ASSESS THEIR UNDERSTANDING. BY MASTERING THE ART OF SUMMARIZATION, STUDENTS NOT ONLY ENHANCE THEIR LITERARY ANALYSIS SKILLS BUT ALSO EQUIP THEMSELVES WITH TOOLS THAT WILL BENEFIT THEM IN VARIOUS ACADEMIC AND PROFESSIONAL SETTINGS.

FREQUENTLY ASKED QUESTIONS

WHAT IS THE PRIMARY FOCUS OF LESSON 9 IN SUMMARIZING LITERARY TEXTS?

LESSON 9 PRIMARILY FOCUSES ON TECHNIQUES FOR IDENTIFYING MAIN IDEAS AND SUPPORTING DETAILS IN LITERARY TEXTS TO CREATE CONCISE SUMMARIES.

HOW CAN STUDENTS IMPROVE THEIR SUMMARIZATION SKILLS ACCORDING TO LESSON 9?

STUDENTS CAN IMPROVE THEIR SUMMARIZATION SKILLS BY PRACTICING ACTIVE READING STRATEGIES, SUCH AS HIGHLIGHTING KEY

WHAT ARE SOME COMMON MISTAKES TO AVOID WHEN SUMMARIZING LITERARY TEXTS?

COMMON MISTAKES INCLUDE INCLUDING PERSONAL OPINIONS, EXCESSIVE DETAILS, AND FAILING TO CAPTURE THE MAIN IDEA OF THE TEXT.

WHAT TYPES OF LITERARY TEXTS ARE COVERED IN LESSON 9?

LESSON 9 COVERS VARIOUS TYPES OF LITERARY TEXTS, INCLUDING SHORT STORIES, POEMS, AND EXCERPTS FROM NOVELS.

WHAT IS A KEY STRATEGY MENTIONED IN LESSON 9 FOR CREATING AN EFFECTIVE SUMMARY?

A KEY STRATEGY IS TO DISTILL THE TEXT DOWN TO ITS ESSENTIAL ELEMENTS BY ANSWERING THE QUESTIONS: WHO, WHAT, WHEN, WHERE, WHY, AND HOW.

HOW DOES LESSON 9 SUGGEST STUDENTS STRUCTURE THEIR SUMMARIES?

LESSON 9 SUGGESTS STRUCTURING SUMMARIES WITH A CLEAR INTRODUCTION THAT INCLUDES THE TITLE AND AUTHOR, FOLLOWED BY THE MAIN IDEAS AND CONCLUSIONS.

WHAT ROLE DOES VOCABULARY PLAY IN SUMMARIZING LITERARY TEXTS AS DISCUSSED IN LESSON 9?

VOCABULARY PLAYS A CRUCIAL ROLE AS STUDENTS ARE ENCOURAGED TO USE PRECISE LANGUAGE THAT ACCURATELY CONVEYS THE ORIGINAL TEXT'S MEANING.

ARE THERE ANY RECOMMENDED TOOLS OR RESOURCES IN LESSON 9 FOR SUMMARIZING TEXTS?

YES, LESSON 9 RECOMMENDS USING GRAPHIC ORGANIZERS AND SUMMARY FRAMES TO HELP STRUCTURE AND VISUALIZE THE SUMMARIZATION PROCESS.

WHAT ASSESSMENT METHODS ARE SUGGESTED IN LESSON 9 FOR EVALUATING STUDENTS' SUMMARIES?

ASSESSMENT METHODS INCLUDE PEER REVIEWS, RUBRIC-BASED EVALUATIONS, AND SELF-ASSESSMENT CHECKLISTS TO GAUGE UNDERSTANDING AND SKILL DEVELOPMENT.

CAN STUDENTS SUMMARIZE TEXTS COLLABORATIVELY ACCORDING TO LESSON 9?

YES, LESSON 9 ENCOURAGES COLLABORATIVE SUMMARIZATION ACTIVITIES WHERE STUDENTS CAN WORK IN GROUPS TO DISCUSS AND REFINE THEIR SUMMARIES.

Find other PDF article:

<https://soc.up.edu.ph/17-scan/pdf?trackid=aCs16-6452&title=different-types-of-tones-in-speeches.pdf>

[Summarizing Literary Texts Lesson 9 Answer Key](#)

Why Are Call and Put Options Considered Risky? - Investopedia

Jan 2, 2024 · As with most investment vehicles, risk is inevitable. Options contracts are considered risky due to their complex nature, but knowing how options work can help reduce the risk level. Call...

[Options Trading Risks Explained: Why Most Traders Lose](#)

An expert guide on the key risks of buying and selling options, plus pro tips on how to avoid the biggest mistakes.

[Covered Calls vs. Selling Puts: The Same Strategy, Different Name](#)

Apr 1, 2025 · With the recent market sell-off, some traders have been shifting from selling puts to writing covered calls. The argument is that selling puts in a declining market is riskier, while covered calls provide a safer way to generate income.

Why Covered Calls Are Bad: Risks and Drawbacks Explained

Feb 6, 2025 · Explore the risks and drawbacks of covered calls, including limited profits, market volatility, and tax implications. Covered calls, a popular strategy among investors seeking additional income from their stock holdings, involve selling call options on stocks they own.

[Why Sell a Put \(Unlimited Risk\) When You Could Buy a Call?](#)

Mar 14, 2017 · If we look at selling a put versus buying a call the absolute risk on a bigger picture - selling a put is very risky. However, you can define your risk based on the probability of where you sell that put (strike price) and how far out you go in terms of time (the month).

Options Strategy: How Risky Is Selling Puts? - Seeking Alpha

May 8, 2011 · Risks Arise from Several Sources. There's a distinction between the normal investment risk associated with stock ownership, and risk created by the use and/or mismanagement of margin,...

How to sell calls and puts | Fidelity

Aug 3, 2024 · In this yield-seeking environment, selling options is a strategy designed to generate current income. If sold options expire worthless, the seller gets to keep the money received for selling them. However, selling options is slightly more complex than buying options, and can involve additional risk.

[The Risks of Buying Call and Put Options | TradeStation](#)

Dec 22, 2020 · Many options traders start out buying calls and puts; these are directional trades that allow you to control more of a stock with less capital, offering potentially unlimited profit potential with defined risk.

[Selling Call and Put Options: Trading Guide | Britannica Money](#)

May 28, 2025 · Selling options puts the premium in your pocket up front, but it exposes you to risk—potentially substantial risk—if the market moves against you. Some brokers may not allow you to sell naked short calls, and put selling might be limited to the cash-secured variety.

Selling Put Options: Examples and Strategy | Charles Schwab

Apr 6, 2023 · One main risk of selling put options is that you're obligated to buy the stock at the

strike price no matter what happens, even if the stock falls all the way to zero. So, if you're interested in putting a limit on your risk, you can choose a defined-risk ...

What bone protects the brain? - Answers

Jun 8, 2024 · The bone in our head is called the skull. It protects the brain and provides structure for the face. The skull is the bony structure of the head that protects the brain and supports the ...

What structures protect the brain? - Answers

Jun 13, 2024 · The frontal bone forms the forehead and part of the eye socket. It helps protect the brain and supports important structures like the frontal lobe of the brain.

What is the bony covering that protects the brain called?

Jun 11, 2024 · The bony covering that protects the brain is called the skull. It is made up of several bones, including the frontal, parietal, temporal, and occipital bones, which together ...

What bones protect certain internal organs of the body?

Jun 21, 2024 · The skeleton protects internal organs. Head The skull protects the brain. Spine The spinal vertebral bodies protect the spinal cord. Chest The clavicle on each side helps protect ...

What bone protects your brain? - Answers

Nov 14, 2022 · a skeleton that is why head is hard skull bones the Frontal Bone, parietal bone, temporal bone, occipital bone and the temporal bone are the bones that protect your brain. =D

What bone protects our brain? - Answers

It is made up of fused bones; the frontal bone, the temporal bones, the parietal bones and the occipital bone; and other minor bones are also involved in protecting the brain, such as the ...

What is the name of the part of the human skeleton which ...

Jun 21, 2024 · The other name for "brain box" is cranium. It is the part of the skull that encloses and protects the brain. The scientific name for a human skeleton is Homo sapiens skeletal ...

The bone that protects the brain is the? - Answers

The bone that protects the brain is called the skull. Without this bone, the brain is easily be harmed or damaged.

How many bones are in the brain? - Answers

Jun 12, 2024 · There are no bones in the human brain. The human skull protects the brain, which is made up of soft tissue. The collective name for the skull bones that encase the brain is the ...

How does bones protect your body? - Answers

Jun 8, 2024 · Each protect one or the different parts in our body, like skull protects the brain; ribs protect lungs; and it is not always about protection, but also about supporting system, like the ...

Unlock the secrets to mastering summarizing literary texts with our comprehensive lesson 9 answer key. Discover how to enhance your skills today!

[Back to Home](#)