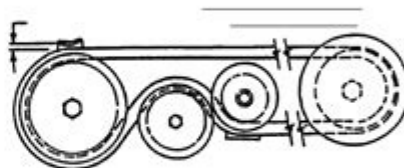
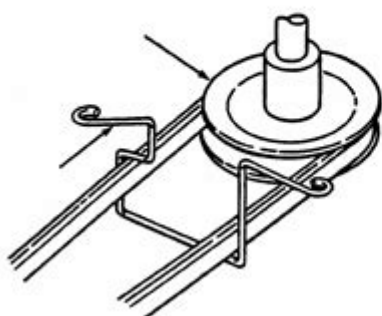



Snapper Riding Mower Drive Belt Replacement Diagram



Snapper riding mower drive belt replacement diagram is an essential reference for homeowners and lawn care enthusiasts who want to maintain their riding mowers in top condition. The drive belt is a vital component of the mower, as it connects the engine to the transmission and powers the mower's wheels. Over time, wear and tear can cause the drive belt to fray or break, leading to decreased performance or even complete failure of the mower. Understanding how to replace this crucial part can save you time and money, ensuring your lawn mower runs efficiently for years to come.

Understanding the Drive Belt

The drive belt on a Snapper riding mower is responsible for transferring power from the engine to the rear wheels. It is typically made of durable rubber but can deteriorate due to exposure to heat, sunlight, and general wear. Recognizing the signs of a worn-out belt is important for maintaining optimal mower performance.

Signs of a Worn Drive Belt

Look for the following indicators that suggest it may be time to replace the drive belt:

- **Squeaking or squealing noises:** This can indicate friction caused by a worn belt.
- **Slipping or loss of power:** If the mower struggles to move or suddenly stops, the belt may not be transferring power effectively.
- **Cracks or fraying:** Visually inspect the belt for any signs of physical damage.
- **Burning smell:** A burnt rubber smell can indicate that the belt is overheating due to excessive friction.

Gathering Necessary Tools and Materials

Before you begin the replacement process, it's crucial to gather the required tools and materials. Here's a list of what you will need:

- **Replacement drive belt:** Ensure you have the correct size and model for your Snapper mower.
- **Socket wrench set:** For removing the mower's deck and other components.
- **Screwdriver:** A flathead or Phillips screwdriver may be necessary for certain components.
- **Pliers:** Useful for removing clips or fasteners.
- **Safety gloves:** To protect your hands during the replacement process.
- **Owner's manual:** A reference guide that includes the drive belt replacement diagram specific to your model.

How to Replace the Drive Belt

Replacing the drive belt on your Snapper riding mower can be a straightforward process if you follow the correct steps. Here's a step-by-step guide:

Step 1: Prepare the Mower

1. Ensure the mower is on a flat surface and engage the parking brake.
2. Disconnect the spark plug wire to prevent accidental starting.
3. Remove the battery if applicable to ensure safety during the maintenance.

Step 2: Remove the Mower Deck

1. Use a socket wrench to remove the bolts or pins securing the mower deck.
2. Disconnect the belt from the blade spindle by loosening the tensioner.
3. Carefully lift the deck off and set it aside.

Step 3: Locate the Drive Belt

Refer to the **Snapper riding mower drive belt replacement diagram** in your owner's manual to identify the exact routing of the drive belt. This diagram will show how the belt is threaded through the pulleys, which is crucial for proper installation.

Step 4: Remove the Old Drive Belt

1. Release the tension on the drive belt by loosening the tensioner pulley.
2. Carefully slide the old drive belt off the pulleys. Take note of the routing for the new belt installation.

Step 5: Install the New Drive Belt

1. Position the new drive belt according to the diagram in your owner's manual.
2. Ensure the belt sits properly in the grooves of the pulleys.
3. Tighten the tensioner pulley to secure the belt in place.

Step 6: Reattach the Mower Deck

1. Carefully place the mower deck back under the mower frame.
2. Reconnect the belt to the blade spindle and secure it with the tensioner.
3. Reattach all bolts or pins to secure the mower deck.

Step 7: Final Checks

1. Reconnect the spark plug wire and battery if applicable.

2. Start the mower and check that the drive belt operates smoothly without any unusual noises.
3. Test the mower on your lawn to ensure everything is functioning correctly.

Maintaining Your Drive Belt

Proper maintenance can extend the life of your drive belt. Here are some tips:

- **Regular Inspections:** Visually check the belt for signs of wear during routine maintenance.
- **Keep It Clean:** Remove grass clippings and debris from the deck and pulleys to prevent buildup.
- **Proper Storage:** Store your mower in a cool, dry place to avoid excessive heat exposure.
- **Follow the Manufacturer's Guidelines:** Always refer to the owner's manual for specific maintenance recommendations.

Conclusion

Knowing how to replace the drive belt on your Snapper riding mower is a valuable skill that can save you time and money while ensuring your mower operates efficiently. By following the steps outlined above and referring to the **Snapper riding mower drive belt replacement diagram**, you can confidently tackle this maintenance task. Remember, regular inspections and proper care are key to the longevity of your mower's components. Happy mowing!

Frequently Asked Questions

What is the purpose of the drive belt in a Snapper riding mower?

The drive belt transfers power from the engine to the wheels, allowing the mower to move forward and backward.

How often should I check or replace the drive belt on my Snapper riding mower?

It's recommended to check the drive belt every season and replace it if you notice signs of wear or damage.

Where can I find a replacement drive belt for my Snapper riding mower?

You can find replacement drive belts at authorized Snapper dealers, online retailers, or local hardware stores that carry lawn mower parts.

What tools do I need to replace the drive belt on a Snapper riding mower?

You will typically need a socket wrench set, screwdrivers, and possibly pliers to complete the replacement.

Is there a specific diagram for replacing the drive belt on a Snapper riding mower?

Yes, you can usually find a drive belt replacement diagram in the owner's manual or on the Snapper website under the support section.

What are the common symptoms of a worn drive belt in a Snapper riding mower?

Common symptoms include slippage, unusual noise, loss of power, or the mower not moving at all.

Can I replace the drive belt on my Snapper riding mower myself?

Yes, replacing the drive belt is a DIY task that many owners can perform with basic tools and some mechanical knowledge.

What is the cost of a drive belt for a Snapper riding mower?

The cost of a drive belt can vary but typically ranges from \$20 to \$50, depending on the model and where you purchase it.

How do I know if I have the right drive belt size for my Snapper mower?

Check the owner's manual for the specifications or look for a part number on the old belt to ensure you get the correct size.

What should I do if the drive belt keeps breaking on my Snapper riding mower?

If the drive belt keeps breaking, check for misalignment, worn pulleys, or other mechanical issues that may be causing excessive strain on the belt.

Find other PDF article:

<https://soc.up.edu.ph/67-blur/files?trackid=VYS46-0981&title=worksheet-for-possessive-nouns.pdf>

Snapper Riding Mower Drive Belt Replacement Diagram

Snapper | Legendary

Snapper.® A legendary brand that started it all. We created a category when we invented the industry's first self-propelled rotary lawn mower in 1951 and we didn't stop there.

Snapper | Saltwater, Reef, Edible | Britannica

snapper, any of about 105 species of fishes of the family Lutjanidae (order Perciformes). Snappers are found, often in abundance, throughout the tropics.

TOP 10 BEST Fresh Snapper in Toronto, ON - Updated 2025 - Yelp

Top 10 Best Fresh Snapper in Toronto, ON - July 2025 - Yelp - Coral Sea Fish Market, Osler Fish Market, Yuzuki Fish Market, Taro's Fish, Honest Weight, Miss Likklemore's, New Orleans Seafood & Steakhouse, Chubby's Jamaican Kitchen, Diana's Seafood, Royal Caribbean Cafe

Snapper Fish Guide: Habitat, Diet, Life Cycle, and Facts

Jul 8, 2023 · Discover everything about Snapper fish, including various species, their habitats, diet, and expert tips on how to catch them. Learn about the unique features of these popular game fish.

Discovering Snapper: The Fish of Many Colors - MeatChefTools

Nov 5, 2024 · Snapper encompasses a diverse range of species, but some of the most commonly found types include Red Snapper, Yellowtail Snapper, and Lane Snapper. Red Snapper is often celebrated for its vibrant color and firm texture, making it ...

13 Different Types of Snapper Fish Ranked by Size - AZ Animals

Aug 8, 2023 · Let's explore interesting facts about types of snapper fish, such as where they live, distinct marks, and average length.

Snapper: Everything You Need to Know - Ocean Insider

May 10, 2023 · Snapper is a general term that references numerous fish species, predominantly from the family Lutjanidae, comprising approximately 109 species. The common characteristic among these fish species is their sharp, canine-like teeth.

Different Types of Snapper - American Oceans

Most snapper species grow fast, making them unsuitable for aquarium use. This article focuses on popular types of snapper that anglers usually target, their appearance, distribution, and fascinating facts.

Lutjanidae - Wikipedia

Many species around the world are known in local languages as red snapper, including species from different genera (including Lutjanus and Pristipomoides) Snappers inhabit tropical, subtropical, and warm-temperate regions of all oceans.

Discover The Different Types Of Snapper And Their Unique ...

Oct 26, 2023 · Explore the world of snapper species including Red, Yellowtail, Mutton, Cubera, and Lane Snapper. Discover their distinct qualities, habitats, and cooking tips to find your favorite snapper!

Snapper | Legendary

Snapper.® A legendary brand that started it all. We created a category when we invented the industry's first self-propelled rotary lawn mower in 1951 and we didn't stop there.

Snapper | Saltwater, Reef, Edible | Britannica

snapper, any of about 105 species of fishes of the family Lutjanidae (order Perciformes). Snappers are found, often in abundance, throughout the tropics.

TOP 10 BEST Fresh Snapper in Toronto, ON - Updated 2025 - Yelp

Top 10 Best Fresh Snapper in Toronto, ON - July 2025 - Yelp - Coral Sea Fish Market, Osler Fish Market, Yuzuki Fish Market, Taro's Fish, Honest Weight, Miss Likklemore's, New Orleans ...

Snapper Fish Guide: Habitat, Diet, Life Cycle, and Facts - FishOnTips

Jul 8, 2023 · Discover everything about Snapper fish, including various species, their habitats, diet, and expert tips on how to catch them. Learn about the unique features of these popular ...

Discovering Snapper: The Fish of Many Colors - MeatChefTools

Nov 5, 2024 · Snapper encompasses a diverse range of species, but some of the most commonly found types include Red Snapper, Yellowtail Snapper, and Lane Snapper. Red Snapper is ...

13 Different Types of Snapper Fish Ranked by Size - AZ Animals

Aug 8, 2023 · Let's explore interesting facts about types of snapper fish, such as where they live, distinct marks, and average length.

Snapper: Everything You Need to Know - Ocean Insider

May 10, 2023 · Snapper is a general term that references numerous fish species, predominantly from the family Lutjanidae, comprising approximately 109 species. The common characteristic ...

Different Types of Snapper - American Oceans

Most snapper species grow fast, making them unsuitable for aquarium use. This article focuses on popular types of snapper that anglers usually target, their appearance, distribution, and ...

Lutjanidae - Wikipedia

Many species around the world are known in local languages as red snapper, including species from different genera (including Lutjanus and Pristipomoides) Snappers inhabit tropical, ...

Discover The Different Types Of Snapper And Their Unique Qualities

Oct 26, 2023 · Explore the world of snapper species including Red, Yellowtail, Mutton, Cubera, and Lane Snapper. Discover their distinct qualities, habitats, and cooking tips to find your ...

"Need a snapper riding mower drive belt replacement diagram? Discover how to easily replace your mower's drive belt with our detailed guide and diagrams!"

[Back to Home](#)