

# Smoldering Ashes Diablo 4 Guide



**Smoldering Ashes Diablo 4 Guide:** In the expansive world of Diablo 4, players encounter a plethora of items, quests, and challenges that enrich their gaming experience. Among these, Smoldering Ashes stand out as a unique and valuable resource. This guide aims to provide an in-depth look at Smoldering Ashes, including how to acquire them, their uses, and tips for maximizing their potential in your Diablo 4 journey.

## What are Smoldering Ashes?

Smoldering Ashes are a special currency in Diablo 4 that allows players to enhance their gameplay experience significantly. They are primarily used to unlock various powerful bonuses that can aid players in their quests and battles against the forces of darkness. Understanding how to effectively gather and utilize these ashes can provide a substantial advantage in the game.

## How to Acquire Smoldering Ashes

There are several methods players can use to gather Smoldering Ashes in Diablo 4. Here's a detailed breakdown of the most effective strategies:

### 1. Completing Events

Participating in world events is one of the primary methods to earn Smoldering Ashes. These events can range from minor skirmishes to large-scale battles against formidable foes.

- Look for events marked on your map.
- Join forces with other players to complete these events more efficiently.
- Aim for higher-tier events for increased rewards.

## **2. Exploring the World**

As with previous titles in the Diablo series, exploration is crucial. Players can find hidden treasures and rare monsters throughout the map that drop Smoldering Ashes upon defeat.

- Thoroughly explore each region.
- Interact with NPCs and uncover side quests that may lead to additional Ashes.
- Check every corner of dungeons and hidden areas.

## **3. Clearing Dungeons**

Dungeons are packed with loot and enemies, and clearing them is a fantastic way to earn Smoldering Ashes. The more challenging the dungeon, the better the rewards.

- Focus on completing dungeons at higher difficulty levels.
- Gather a party to tackle tougher dungeons effectively.
- Keep an eye out for unique bosses that may drop additional Ashes.

## **Uses of Smoldering Ashes**

Once players have gathered a reasonable amount of Smoldering Ashes, the next step is to utilize them. Here are some of the primary uses of these valuable resources:

### **1. Unlocking Bonuses**

Smoldering Ashes can be used to unlock a range of bonuses that enhance character abilities and gameplay mechanics. These bonuses can vary but often include:

- Increased damage output.
- Enhanced defenses against specific types of enemies.
- Improved resource regeneration.

### **2. Upgrading Skills**

Investing Smoldering Ashes in the right skills can significantly boost your effectiveness in combat. Players should consider allocating their Ashes to:

- Skills that complement their playstyle.
- Abilities that synergize well with their character class.
- Skills that provide crowd control or survivability in difficult encounters.

### **3. Crafting and Enhancements**

In addition to unlocking bonuses, Smoldering Ashes can be utilized in the crafting process or to enhance gear. This allows players to create powerful items or make existing gear more formidable.

- Look for recipes that require Smoldering Ashes.
- Prioritize crafting items that suit your build.
- Regularly upgrade your gear to keep pace with increasing enemy difficulty.

## **Tips and Strategies for Maximizing Smoldering Ashes**

To make the most out of your Smoldering Ashes, players should consider implementing the following strategies:

### **1. Focus on Group Play**

Forming a party can significantly increase the efficiency of gathering Smoldering Ashes.

- Join groups that enhance your class abilities.
- Coordinate with teammates to tackle events and dungeons.
- Share resources and strategies to maximize Ashes collection.

### **2. Prioritize High-Difficulty Content**

Higher difficulty settings yield better rewards, including Smoldering Ashes.

- Gradually increase the difficulty level as your gear improves.
- Be prepared for tougher challenges by optimizing your build.
- Use Ashes strategically to enhance your chances of success in high-stakes encounters.

### **3. Keep Track of Your Progress**

Monitoring your Ashes collection and usage can help you make informed decisions.

- Regularly check your inventory to see how many Smoldering Ashes you have.
- Plan your upgrades and bonuses based on your current collection.
- Avoid hoarding Ashes unnecessarily; use them to enhance your gameplay experience.

## **Conclusion**

In conclusion, Smoldering Ashes are a crucial element of Diablo 4 that can

significantly enhance your gameplay experience. By understanding how to acquire them and knowing their various uses, players can strategically implement Ashes to improve their characters, tackle challenging content, and enjoy the game to its fullest. Whether you're a seasoned veteran or a newcomer, mastering the art of utilizing Smoldering Ashes will undoubtedly elevate your Diablo 4 adventure. Embrace the journey, gather those Ashes, and unleash your full potential in the battle against evil!

## **Frequently Asked Questions**

### **What are smoldering ashes in Diablo 4?**

Smoldering ashes are a currency in Diablo 4 used to enhance the power of your characters by unlocking additional perks or bonuses.

### **How can I obtain smoldering ashes?**

You can obtain smoldering ashes by completing certain quests, defeating elite monsters, or exploring specific areas within the game.

### **What should I do with smoldering ashes?**

You should use smoldering ashes to unlock or upgrade various abilities and enhancements in your character's skill tree, providing strategic advantages in combat.

### **Are there any limits to how many smoldering ashes I can collect?**

Yes, there is a cap on the number of smoldering ashes you can carry at a time, so it's important to use them periodically to avoid reaching the limit.

### **Can smoldering ashes be traded with other players?**

No, smoldering ashes are bound to your account and cannot be traded with other players, ensuring that each player must earn their own.

### **What is the best way to farm smoldering ashes efficiently?**

The best way to farm smoldering ashes is to focus on high-density areas with elite monsters, participate in world events, and complete side quests that reward them.

### **Do smoldering ashes have any seasonal relevance?**

Yes, smoldering ashes may have specific seasonal events or bonuses associated with them in Diablo 4, so it's beneficial to keep an eye on seasonal updates for optimal use.

Find other PDF article:

<https://soc.up.edu.ph/32-blog/files?trackid=PFd07-1015&title=in-inca-society-the-sapa-inca-served-a-s.pdf>

# Smoldering Ashes Diablo 4 Guide

smoldering:  | RedKiwi Words

smoldering 1 [ ] 2 [ ] smoldering "smoldering" ...

**smoldering** - RedKiwi ...

Smoldering a

**"smoldering"** ?

"Smoldering" means burning slowly with smoke but no flame or showing suppressed anger or passion. "smoldering", "smoldering" ...

smoldering: Explore its Definition & Usage | RedKiwi Words

'Smoldering' means burning slowly with smoke but no flame or showing suppressed anger or passion.

smoldering:  | RedKiwi Words

Smoldering a

smoldering - RedKiwi ...

"Smoldering" "smoldering" "hot" ...

**Smoldering** **simmering** / /

smoldering simmering, simmering ...

smoldering - RedKiwi ...

Smoldering a

What does "smoldering" mean, and what are the other expressions ...

"Smoldering" refers to something burning slowly where there is smoke but no flame. Therefore, like in this context, "smoldering" is slang for describing someone as being attractive, as though they ...

*Smoldering* *fuming* / /

Smoldering fuming, fuming ...

**smoldering:**  | **RedKiwi Words**

smoldering 1 [ ] 2 [ ] smoldering "smoldering" ...

**smoldering** - RedKiwi ...

Smoldering a

*"smoldering"* ?

"Smoldering" means burning slowly with smoke but no flame or showing suppressed anger or passion. "smoldering", "smoldering" ...







*smoldering: Explore its Definition & Usage | RedKiwi Words*

'Smoldering' means burning slowly with smoke but no flame or showing suppressed anger or passion.





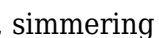


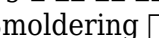



























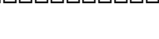
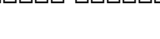

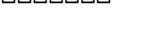









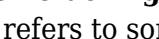
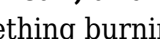
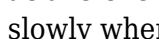
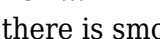
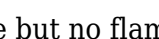


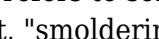
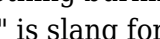
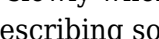
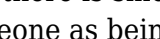
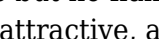
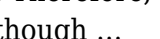






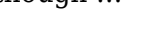








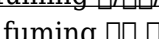
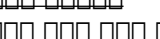





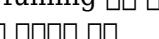
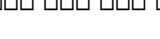
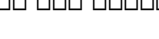

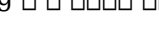
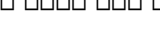

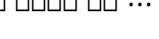



















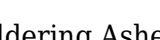
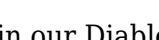


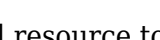

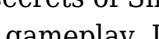
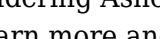
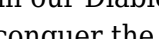
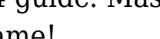
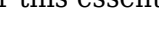
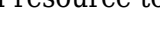

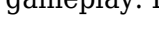
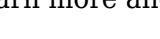
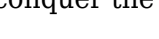







































































































































































### **smoldering:** **| RedKiwi Words**

Smoldering    .

### **smoldering** - **RedKiwi** ...

"Smoldering"    "smoldering"  
 "hot" ...

### **Smoldering** **simmering**

 smoldering                                                                                                                                                                                                                                                                                                            

### **What does "smoldering" mean, and what are the other ...**

"Smoldering" refers to something burning slowly where there is smoke but no flame. Therefore, like in this context, "smoldering" is slang for describing someone as being attractive, as though ...

### **Smoldering** **fuming**

Smoldering 