

Social History Questions Shadow Health

7/25/2019


Comprehensive Health History Assignment | Completed | Shadow Health

Shadow Health will have scheduled maintenance on Friday, July 26th from 7:00 am to 7:30 am Eastern Time. Assignment attempts will be disabled for the duration of the maintenance window.

Comprehensive Health History Assignment Results | Turned In

Advanced Health Assessment - Chamberlain - June 2019, NR509-June-2019

[Return to Assignment](#)



Your Results

Lab Pass

Overview

Transcript

Subjective Data Collection

Objective Data Collection

Education & Empathy

Documentation

Information Processing


Health History Tips and Tricks

Self-Reflection

Transcript


Started: Jul 10, 2019 | Patient Exam Time: 124 min

All Lines (291) Interview Questions (245) Statements (34) Exam Actions (12)




Height: 170 cm

Exam Action
07/10/19 6:45 PM
CDT




Weight: 90 kg

Exam Action
07/10/19 6:45 PM
CDT




BMI: 31

Exam Action
07/10/19 6:45 PM
CDT




Random blood glucose: 238

Exam Action
07/10/19 6:45 PM
CDT




Temperature: 101.1 F

Exam Action
07/10/19 6:45 PM
CDT



Blood pressure: 142/82

Exam Action
07/10/19 6:45 PM
CDT



Respiratory rate: 19

Exam Action
07/10/19 6:45 PM
CDT

O2 sat: 99%

https://chamberlain.shadowhealth.com/assignment_attempts/5079759

1/34

SOCIAL HISTORY QUESTIONS SHADOW HEALTH ARE CRITICAL COMPONENTS OF PATIENT ASSESSMENTS IN HEALTHCARE, PARTICULARLY IN THE FIELDS OF NURSING AND SOCIAL WORK. THESE QUESTIONS DELVE INTO AN INDIVIDUAL’S BACKGROUND, LIFESTYLE, AND SOCIAL CIRCUMSTANCES, WHICH CAN SIGNIFICANTLY IMPACT THEIR HEALTH OUTCOMES. UNDERSTANDING SOCIAL HISTORY IS CRUCIAL FOR HEALTHCARE PROVIDERS AS IT HELPS IN FORMULATING EFFECTIVE TREATMENT PLANS AND INTERVENTIONS. THIS ARTICLE EXPLORES THE IMPORTANCE OF SOCIAL HISTORY QUESTIONS, KEY AREAS THEY COVER, AND THEIR IMPLICATIONS IN SHADOW HEALTH ASSESSMENTS.

UNDERSTANDING SOCIAL HISTORY IN HEALTHCARE

SOCIAL HISTORY REFERS TO THE COLLECTION OF INFORMATION THAT PROVIDES INSIGHTS INTO AN INDIVIDUAL’S LIFE, INCLUDING THEIR SOCIAL, ECONOMIC, AND CULTURAL BACKGROUNDS. THIS INFORMATION IS ESSENTIAL FOR SEVERAL REASONS:

1. **HOLISTIC PATIENT CARE:** SOCIAL HISTORY ALLOWS HEALTHCARE PROVIDERS TO VIEW PATIENTS AS WHOLE INDIVIDUALS RATHER THAN JUST THEIR MEDICAL CONDITIONS. THIS PERSPECTIVE CAN LEAD TO MORE PERSONALIZED AND EFFECTIVE CARE.

2. IDENTIFYING RISK FACTORS: CERTAIN SOCIAL DETERMINANTS OF HEALTH, SUCH AS SOCIOECONOMIC STATUS, EDUCATION, AND LIVING CONDITIONS, CAN INFLUENCE HEALTH BEHAVIORS AND ACCESS TO CARE. BY IDENTIFYING THESE FACTORS, PROVIDERS CAN BETTER UNDERSTAND THE POTENTIAL RISKS THEIR PATIENTS FACE.

3. IMPROVING HEALTH OUTCOMES: BY ADDRESSING THE SOCIAL ASPECTS OF HEALTH, PROVIDERS CAN DEVELOP TARGETED INTERVENTIONS THAT IMPROVE ADHERENCE TO MEDICAL ADVICE AND ENHANCE OVERALL HEALTH OUTCOMES.

KEY AREAS OF SOCIAL HISTORY QUESTIONS

WHEN CONDUCTING SOCIAL HISTORY ASSESSMENTS, HEALTHCARE PROVIDERS TYPICALLY FOCUS ON SEVERAL KEY AREAS:

1. DEMOGRAPHIC INFORMATION

THIS SECTION INCLUDES BASIC DATA ABOUT THE PATIENT, SUCH AS:

- AGE
- GENDER
- ETHNICITY
- MARITAL STATUS
- OCCUPATION

UNDERSTANDING DEMOGRAPHIC INFORMATION HELPS PROVIDERS RECOGNIZE PATTERNS AND DISPARITIES IN HEALTH OUTCOMES AMONG DIFFERENT POPULATIONS.

2. SOCIAL SUPPORT SYSTEMS

SOCIAL SUPPORT IS CRUCIAL FOR COPING WITH HEALTH CHALLENGES. QUESTIONS MAY INCLUDE:

- WHO DO YOU LIVE WITH?
- DO YOU HAVE FAMILY OR FRIENDS YOU CAN RELY ON FOR SUPPORT?
- ARE THERE COMMUNITY RESOURCES YOU UTILIZE?

A ROBUST SUPPORT SYSTEM CAN ENHANCE RECOVERY, WHILE A LACK OF SUPPORT MAY NECESSITATE ADDITIONAL INTERVENTION.

3. LIVING ENVIRONMENT

THE PATIENT'S LIVING SITUATION CAN SIGNIFICANTLY IMPACT THEIR HEALTH. QUESTIONS MIGHT INVOLVE:

- DO YOU LIVE IN A HOUSE, APARTMENT, OR ANOTHER TYPE OF DWELLING?
- ARE THERE ANY SAFETY CONCERNS IN YOUR LIVING ENVIRONMENT?
- HOW FAR IS YOUR HOME FROM HEALTHCARE FACILITIES?

UNDERSTANDING THE LIVING ENVIRONMENT CAN HELP IDENTIFY POTENTIAL BARRIERS TO ACCESSING CARE.

4. LIFESTYLE AND HEALTH BEHAVIORS

LIFESTYLE CHOICES ARE CRITICAL COMPONENTS OF SOCIAL HISTORY. PROVIDERS MAY ASK ABOUT:

- DIETARY HABITS
- EXERCISE ROUTINES
- SUBSTANCE USE (ALCOHOL, TOBACCO, DRUGS)
- SLEEP PATTERNS

THESE QUESTIONS HELP ESTABLISH A CLEAR PICTURE OF THE PATIENT'S DAILY HABITS AND THEIR POTENTIAL IMPACT ON HEALTH.

5. FINANCIAL AND EMPLOYMENT STATUS

ECONOMIC FACTORS PLAY A SIGNIFICANT ROLE IN HEALTH OUTCOMES. QUESTIONS IN THIS CATEGORY MAY INCLUDE:

- ARE YOU CURRENTLY EMPLOYED? IF YES, WHAT IS YOUR OCCUPATION?
- DO YOU HAVE HEALTH INSURANCE?
- WHAT IS YOUR HOUSEHOLD INCOME?

THIS INFORMATION IS ESSENTIAL FOR UNDERSTANDING PATIENTS' ACCESS TO HEALTHCARE AND THEIR ABILITY TO AFFORD MEDICATIONS OR TREATMENTS.

6. EDUCATION AND HEALTH LITERACY

A PATIENT'S LEVEL OF EDUCATION CAN INFLUENCE THEIR UNDERSTANDING OF HEALTH INFORMATION. QUESTIONS MAY COVER:

- WHAT IS YOUR HIGHEST LEVEL OF EDUCATION COMPLETED?
- HOW COMFORTABLE DO YOU FEEL UNDERSTANDING MEDICAL INFORMATION?
- DO YOU HAVE ACCESS TO RESOURCES THAT CAN HELP YOU LEARN ABOUT YOUR HEALTH?

THESE INSIGHTS CAN GUIDE PROVIDERS IN TAILORING THEIR COMMUNICATION TO ENSURE PATIENTS FULLY UNDERSTAND THEIR HEALTH CONDITIONS.

THE ROLE OF SOCIAL HISTORY IN SHADOW HEALTH ASSESSMENTS

SHADOW HEALTH ASSESSMENTS REFER TO THE SIMULATION OF CLINICAL SCENARIOS WHERE STUDENTS OR PRACTITIONERS CAN APPLY THEIR KNOWLEDGE IN A CONTROLLED ENVIRONMENT. INTEGRATING SOCIAL HISTORY QUESTIONS INTO THESE ASSESSMENTS IS VITAL FOR SEVERAL REASONS:

1. REALISTIC PATIENT INTERACTION

SHADOW HEALTH ASSESSMENTS OFTEN SIMULATE REAL-LIFE PATIENT INTERACTIONS. BY INCORPORATING SOCIAL HISTORY QUESTIONS, PRACTITIONERS CAN PRACTICE GATHERING COMPREHENSIVE INFORMATION, WHICH MIMICS THE ACTUAL CLINICAL SETTING.

2. DEVELOPMENT OF CRITICAL THINKING SKILLS

EVALUATING SOCIAL HISTORY REQUIRES PRACTITIONERS TO THINK CRITICALLY ABOUT HOW VARIOUS FACTORS INTERRELATE. THIS SKILL IS ESSENTIAL FOR MAKING INFORMED CLINICAL DECISIONS AND DEVELOPING EFFECTIVE CARE PLANS.

3. EMPHASIS ON INTERDISCIPLINARY COLLABORATION

SOCIAL HISTORY QUESTIONS FACILITATE DISCUSSIONS AMONG HEALTHCARE PROVIDERS FROM DIFFERENT DISCIPLINES. FOR EXAMPLE, A NURSE MAY COLLABORATE WITH A SOCIAL WORKER TO ADDRESS THE SOCIAL DETERMINANTS IMPACTING A PATIENT'S HEALTH.

CHALLENGES IN ASSESSING SOCIAL HISTORY

WHILE THE IMPORTANCE OF SOCIAL HISTORY QUESTIONS IS CLEAR, SEVERAL CHALLENGES MAY ARISE IN THEIR ASSESSMENT:

1. PATIENT RELUCTANCE

PATIENTS MAY BE HESITANT TO SHARE PERSONAL INFORMATION DUE TO PRIVACY CONCERNS OR FEAR OF JUDGMENT. BUILDING RAPPORT AND TRUST IS ESSENTIAL FOR ENCOURAGING OPEN COMMUNICATION.

2. TIME CONSTRAINTS

IN BUSY CLINICAL SETTINGS, HEALTHCARE PROVIDERS MAY STRUGGLE TO ALLOCATE SUFFICIENT TIME FOR COMPREHENSIVE SOCIAL HISTORY ASSESSMENTS. PRIORITIZING THESE QUESTIONS CAN BE CHALLENGING BUT IS CRUCIAL FOR EFFECTIVE CARE.

3. CULTURAL SENSITIVITY

UNDERSTANDING CULTURAL DIFFERENCES IS VITAL WHEN ASKING SOCIAL HISTORY QUESTIONS. PROVIDERS MUST BE AWARE OF CULTURAL NORMS AND VALUES THAT MAY INFLUENCE HOW PATIENTS PERCEIVE AND RESPOND TO QUESTIONS ABOUT THEIR PERSONAL LIVES.

BEST PRACTICES FOR GATHERING SOCIAL HISTORY INFORMATION

TO EFFECTIVELY GATHER SOCIAL HISTORY INFORMATION, HEALTHCARE PROVIDERS SHOULD CONSIDER THE FOLLOWING BEST PRACTICES:

1. **BUILD RAPPORT:** ESTABLISH A TRUSTING RELATIONSHIP WITH THE PATIENT TO ENCOURAGE OPEN COMMUNICATION.
2. **USE OPEN-ENDED QUESTIONS:** FORMULATE QUESTIONS THAT ALLOW PATIENTS TO PROVIDE DETAILED RESPONSES RATHER THAN SIMPLE YES/NO ANSWERS.
3. **BE CULTURALLY COMPETENT:** UNDERSTAND AND RESPECT CULTURAL DIFFERENCES THAT MAY AFFECT HOW PATIENTS RESPOND TO SOCIAL HISTORY QUESTIONS.
4. **DOCUMENT THOROUGHLY:** ACCURATELY RECORD THE INFORMATION GATHERED TO INFORM FUTURE CARE DECISIONS.
5. **FOLLOW UP:** REVISIT SOCIAL HISTORY QUESTIONS IN SUBSEQUENT VISITS TO ACCOUNT FOR ANY CHANGES IN THE PATIENT'S CIRCUMSTANCES.

CONCLUSION

INCORPORATING SOCIAL HISTORY QUESTIONS INTO PATIENT ASSESSMENTS IS ESSENTIAL FOR PROVIDING COMPREHENSIVE, EFFECTIVE HEALTHCARE. BY UNDERSTANDING THE SOCIAL DETERMINANTS THAT INFLUENCE HEALTH, PROVIDERS CAN DEVELOP TAILORED INTERVENTIONS THAT ADDRESS INDIVIDUAL PATIENT NEEDS. AS HEALTHCARE CONTINUES TO EVOLVE, THE EMPHASIS ON SOCIAL HISTORY WILL PLAY A PIVOTAL ROLE IN IMPROVING HEALTH OUTCOMES AND FOSTERING HOLISTIC PATIENT CARE. THROUGH SHADOW HEALTH ASSESSMENTS, PRACTITIONERS CAN ENHANCE THEIR SKILLS IN GATHERING THIS CRITICAL INFORMATION, ULTIMATELY LEADING TO MORE EFFECTIVE AND COMPASSIONATE HEALTHCARE PRACTICES.

FREQUENTLY ASKED QUESTIONS

WHAT ARE SOCIAL HISTORY QUESTIONS IN HEALTHCARE?

SOCIAL HISTORY QUESTIONS IN HEALTHCARE ARE INQUIRIES MADE BY HEALTHCARE PROVIDERS TO UNDERSTAND A PATIENT'S LIFESTYLE, SOCIAL ENVIRONMENT, AND PERSONAL HISTORY THAT MAY AFFECT THEIR HEALTH. THIS INCLUDES QUESTIONS ABOUT OCCUPATION, LIVING SITUATION, SUPPORT SYSTEMS, AND SUBSTANCE USE.

WHY ARE SOCIAL HISTORY QUESTIONS IMPORTANT IN PATIENT ASSESSMENTS?

SOCIAL HISTORY QUESTIONS ARE IMPORTANT BECAUSE THEY PROVIDE CONTEXT FOR A PATIENT'S HEALTH ISSUES, HELP IDENTIFY POTENTIAL RISK FACTORS, AND INFORM TREATMENT PLANS TAILORED TO THE INDIVIDUAL'S LIFE CIRCUMSTANCES.

HOW CAN SOCIAL HISTORY QUESTIONS IMPACT HEALTH OUTCOMES?

BY UNDERSTANDING A PATIENT'S SOCIAL DETERMINANTS OF HEALTH, PROVIDERS CAN ADDRESS BARRIERS TO CARE, PROMOTE HEALTHIER BEHAVIORS, AND IMPROVE OVERALL HEALTH OUTCOMES BY CREATING MORE PERSONALIZED AND EFFECTIVE TREATMENT STRATEGIES.

WHAT ARE SOME COMMON SOCIAL HISTORY QUESTIONS HEALTHCARE PROVIDERS MIGHT ASK?

COMMON QUESTIONS INCLUDE INQUIRIES ABOUT LIVING ARRANGEMENTS, MARITAL STATUS, EMPLOYMENT, EDUCATION LEVEL, FAMILY HEALTH HISTORY, SUBSTANCE USE (INCLUDING TOBACCO, ALCOHOL, AND DRUGS), AND SOCIAL SUPPORT SYSTEMS.

HOW DO SOCIAL HISTORY QUESTIONS DIFFER FROM MEDICAL HISTORY QUESTIONS?

SOCIAL HISTORY QUESTIONS FOCUS ON THE PATIENT'S LIFESTYLE AND SOCIAL CONTEXT, WHILE MEDICAL HISTORY QUESTIONS PERTAIN TO PAST MEDICAL CONDITIONS, TREATMENTS, SURGERIES, AND FAMILY HEALTH HISTORY. BOTH ARE ESSENTIAL FOR A COMPREHENSIVE ASSESSMENT.

WHAT ROLE DOES CULTURAL COMPETENCE PLAY IN ASKING SOCIAL HISTORY QUESTIONS?

CULTURAL COMPETENCE IS CRUCIAL AS IT ALLOWS HEALTHCARE PROVIDERS TO ASK SOCIAL HISTORY QUESTIONS IN A RESPECTFUL AND UNDERSTANDING MANNER, ENSURING THEY ARE SENSITIVE TO CULTURAL DIFFERENCES AND PERSONAL EXPERIENCES THAT MAY INFLUENCE A PATIENT'S RESPONSES.

HOW CAN TECHNOLOGY ASSIST IN GATHERING SOCIAL HISTORY INFORMATION?

TECHNOLOGY CAN ASSIST BY PROVIDING TOOLS SUCH AS ELECTRONIC HEALTH RECORDS (EHRs) THAT PROMPT PROVIDERS TO ASK SPECIFIC SOCIAL HISTORY QUESTIONS, AS WELL AS TELEHEALTH PLATFORMS THAT FACILITATE DISCUSSIONS ABOUT SOCIAL FACTORS IMPACTING HEALTH.

WHAT CHALLENGES MIGHT PROVIDERS FACE WHEN ASKING SOCIAL HISTORY QUESTIONS?

PROVIDERS MAY FACE CHALLENGES SUCH AS TIME CONSTRAINTS, PATIENT DISCOMFORT DISCUSSING PERSONAL ISSUES, LACK OF TRAINING IN EFFECTIVE COMMUNICATION, AND POTENTIAL BIASES THAT COULD AFFECT THE QUALITY OF THE INFORMATION GATHERED.

Find other PDF article:

<https://soc.up.edu.ph/15-clip/files?dataid=eSx06-2684&title=cool-math-games-blizzard.pdf>

Social History Questions Shadow Health

SOCIAL | Restaurant + Lounge | Ottawa

SOCIAL is focused on progressive Canadian cuisine with a diverse & innovative wine selection and craft cocktail offerings. SOCIAL is one of Ottawa's most vibrant & creative restaurants with ...

MENUS | SOCIAL | Restaurant

Please note that we require a credit card for all bookings over 8+ guests. There is also a 20% gratuity added to all bookings in private rooms.

BRUNCHED+BEAUTIFUL | SOCIAL | Restaurant

WELCOME TO SOCIAL'S NEW MONTHLY DRAG SHOW, BROUGHT TO YOU BY OTTAWA'S VERY OWN UNITY PRODUCTIONS HOSTED BY FIFI HOO-KERS

HAPPENING | SOCIAL | Restaurant

SOCIAL HOUR UNWIND WITH US DAILY FROM 3PM-6PM (AND LATE NIGHT THURS-SAT) FOR GREAT DRINKS, SHAREABLE BITES, AND GOOD VIBES.

CONTACT | SOCIAL | Restaurant

CONTACT US OUR DEDICATED TEAM IS ALWAYS AVAILABLE TO ASSIST YOU WITH ANY QUESTIONS OR CONCERNS YOU MAY HAVE, AND WE STRIVE TO PROVIDE PROMPT ...

GROUP MENUS | SOCIAL | Restaurant

Please note that we require a credit card for all bookings over 8+ guests. There is also a 20% gratuity added to all bookings in private rooms.

VALENTINE'S DAY | SOCIAL | Restaurant

SOCIAL VALENTINE'S DAY MENU Set Menu \$125 / per person First Course select one of the following TWILD BOAR BELLY FRITTER PICKLED MUSTARD SEED | RASPBERRY ...

End of Summer Patio Social! | SOCIAL | Restaurant

Sep 29, 2024 · Join us at Social on September 29th for the End of Summer Patio Social! Enjoy live music by Jeff Rogers from 6-9 PM, sip your favorite drinks, and soak up the last bit of ...

PRIVATE EVENTS | SOCIAL | Restaurant

PRIVATE EVENTS AT SOCIAL, WE PRIDE OURSELVES IN EXCEEDING YOUR EVERY NEED AND EXPECTATION. EVERY FUNCTION, SMALL OR LARGE, FORMAL OR CASUAL, HAS ...

MOTHER'S DAY | SOCIAL | Restaurant

TREAT YOUR MOM, THIS MOTHER'S DAY MOTHER'S DAY BRUNCH : 11AM - 3PM BASKET OF BREAD | SM 4 / LG 7 HERB INFUSED OLIVE OIL + WHIPPED SALTED BUTTER ...

SOCIAL | Restaurant + Lounge | Ottawa

SOCIAL is focused on progressive Canadian cuisine with a diverse & innovative wine selection and craft cocktail offerings. SOCIAL is one of Ottawa's most vibrant & creative restaurants with breathtaking ambiance.

MENUS | SOCIAL | Restaurant

Please note that we require a credit card for all bookings over 8+ guests. There is also a 20% gratuity added to all bookings in private rooms.

BRUNCHED+BEAUTIFUL | SOCIAL | Restaurant

WELCOME TO SOCIAL'S NEW MONTHLY DRAG SHOW, BROUGHT TO YOU BY OTTAWA'S VERY OWN UNITY PRODUCTIONS HOSTED BY FIFI HOO-KERS

HAPPENING | SOCIAL | Restaurant

SOCIAL HOUR UNWIND WITH US DAILY FROM 3PM-6PM (AND LATE NIGHT THURS-SAT) FOR GREAT DRINKS, SHAREABLE BITES, AND GOOD VIBES.

CONTACT | SOCIAL | Restaurant

CONTACT US OUR DEDICATED TEAM IS ALWAYS AVAILABLE TO ASSIST YOU WITH ANY QUESTIONS OR CONCERNS YOU MAY HAVE, AND WE STRIVE TO PROVIDE PROMPT AND EFFICIENT CUSTOMER SERVICE TO ENSURE THAT YOUR DINING EXPERIENCES WITH US ARE NOTHING SHORT OF EXCEPTIONAL. *

GROUP MENUS | SOCIAL | Restaurant

Please note that we require a credit card for all bookings over 8+ guests. There is also a 20% gratuity added to all bookings in private rooms.

VALENTINE'S DAY | SOCIAL | Restaurant

SOCIAL VALENTINE'S DAY MENU Set Menu \$125 / per person First Course select one of the following TWILD BOAR BELLY FRITTER PICKLED MUSTARD SEED | RASPBERRY GASTRIQUE | CHARRED SHALLOT SOUBISE DRESSED OYSTER STRAWBERRY THAI HOT SAUCE | SHERRY MIGNONETTE | HORSERADDISH Second Course select one of the ...

End of Summer Patio Social! | SOCIAL | Restaurant

Sep 29, 2024 · Join us at Social on September 29th for the End of Summer Patio Social! Enjoy live music by Jeff Rogers from 6-9 PM, sip your favorite drinks, and soak up the last bit of summer vibes. Let's #GetSocial and make it a night to remember!

PRIVATE EVENTS | SOCIAL | Restaurant

PRIVATE EVENTS AT SOCIAL, WE PRIDE OURSELVES IN EXCEEDING YOUR EVERY NEED AND EXPECTATION. EVERY FUNCTION, SMALL OR LARGE, FORMAL OR CASUAL, HAS UNIQUE AND SPECIFIC REQUIREMENTS WE CAN CATER TO, WITH THE OPTION OF A ONE-ON-ONE CONSULTATION TO ENHANCE THE PROFESSIONAL ATTENTION THAT ...

MOTHER'S DAY | SOCIAL | Restaurant

TREAT YOUR MOM, THIS MOTHER'S DAY MOTHER'S DAY BRUNCH : 11AM - 3PM BASKET OF BREAD | SM 4 / LG 7 HERB INFUSED OLIVE OIL + WHIPPED SALTED BUTTER OYSTERS | 6 FOR

28 | 12 FOR 52 GF FRESH HORSERADISH + HOUSE HOT SAUCE + MIGNONETTE + CITRUS
DAILY SOUP | 12 CHEF'S DAILY CREATION MADE WITH LOCALLY SOURCED ...

Explore essential social history questions in Shadow Health to enhance patient assessments.
Discover how to improve your skills and provide better care. Learn more!

[Back to Home](#)