

Sequencing Events In A Story Worksheets

Name: _____


SEQUENCING

Correct Order

Read the sentences. Place them in order by writing numbers one through four.

Bobby Slides

- ___ Bobby's Daddy got dressed and got his keys.
- ___ Bobby asked if he could go to the park.
- ___ They got in the car and drove to the park.
- ___ "Weeeeeeee!" Bobby loves going down the slide.




Bedtime for Lacey




- ___ It is time for Lacey to get ready for bed.
- ___ Lacey got into bed and her mom tucked her in.
- ___ She brushed her teeth and put on her pajamas.
- ___ Lacey hugged her teddy, and fell fast asleep.

Mommy Baked a Cake

- ___ She took out eggs, flour, sugar and milk.
- ___ Mommy is going to bake a cake.
- ___ She put it the oven and out came a yummy cake!
- ___ She mixed the ingredients together.



 WORKSHEETS.SCHOOL

Sequencing events in a story worksheets are invaluable educational tools that help students understand the structure of narratives. By breaking down stories into their constituent parts, these worksheets enable learners to grasp the order in which events occur, which is essential for both comprehension and retention. This article explores the importance of sequencing in storytelling, the benefits of using worksheets for teaching this skill, various types of sequencing activities, and practical tips for educators and parents looking to implement these strategies effectively.

Understanding Sequencing in Stories

Sequencing refers to the arrangement of events in chronological order. In storytelling, it is crucial as it helps establish a clear narrative flow, allowing readers to follow the plot and understand the relationships between characters and events. Effective sequencing aids in building tension and maintaining interest, making it a cornerstone of good storytelling.

The Importance of Sequencing

1. **Comprehension:** Sequencing events helps readers follow the story more easily. When events are presented in order, the plot becomes clearer, and the relationships between characters and actions are more comprehensible.
2. **Critical Thinking:** Sequencing requires analytical skills. Readers must evaluate the importance of each event and how it contributes to the overall narrative, fostering deeper engagement with the text.
3. **Memory Retention:** By organizing information sequentially, learners are more likely to remember key details and the overall storyline, enhancing their recall abilities.
4. **Writing Skills:** Understanding sequencing is crucial for writing. It helps students craft their narratives in a way that is engaging and logically structured.

Benefits of Using Sequencing Worksheets

Sequencing worksheets are tailored educational tools designed to facilitate the understanding of narrative structure. The benefits of using these worksheets include:

1. **Visual Representation:** Worksheets often provide diagrams or graphic organizers that visually represent the sequence of events, making it easier for visual learners to comprehend.
2. **Interactive Learning:** Many worksheets incorporate activities such as cut-and-paste, fill-in-the-blanks, or matching exercises, which encourage active participation from students.
3. **Differentiated Instruction:** Worksheets can be adapted for various learning levels, from simple sequences for younger children to complex narratives for advanced learners.
4. **Assessment Tool:** Teachers can use sequencing worksheets to assess students' understanding of story structure and their ability to identify key events.

5. Engagement: By incorporating fun and interactive elements, worksheets can make learning about sequences enjoyable, fostering a love for reading and storytelling.

Types of Sequencing Activities

There are various types of sequencing activities that can be used in the classroom or at home. Here are some popular options:

1. Graphic Organizers

Graphic organizers, such as story maps or flowcharts, visually represent the sequence of events. These can be filled in by students as they read a story, helping them to map out the plot.

- Story Map: A chart that includes elements such as character, setting, problem, events, and resolution.
- Flowchart: A diagram that outlines the sequence of events using arrows to connect actions.

2. Cut-and-Paste Worksheets

These worksheets provide students with a list of events from a story that they need to cut out and paste in the correct order. This tactile activity reinforces learning through hands-on engagement.

3. Sequencing Cards

Sequencing cards are individual cards with different events written or illustrated on them. Students can arrange these cards in the correct order to recreate the story. This activity encourages collaboration and discussion among peers.

4. Digital Sequencing Tools

With technology integration in education, various online platforms offer digital sequencing activities. These can be interactive games or apps that allow students to drag and drop events into the correct sequence.

5. Story Retelling

After reading a story, students can practice sequencing by retelling it in their own words. They can use prompts or graphic organizers to help structure their retelling.

Implementing Sequencing Worksheets in the Classroom

To effectively implement sequencing worksheets in the classroom, educators can follow these practical tips:

1. **Begin with a Read-Aloud:** Start with a story that is simple and engaging. Read it aloud to the class, pausing at key events to discuss and highlight their importance.
2. **Model the Process:** Demonstrate how to fill out a sequencing worksheet using a familiar story. Show students how to identify key events and arrange them in order.
3. **Provide Clear Instructions:** Ensure that the students understand what is expected of them. Provide step-by-step guidance on how to complete the worksheets.
4. **Encourage Peer Collaboration:** Allow students to work in pairs or small groups. This collaboration fosters discussion and helps students articulate their thoughts on the sequence of events.
5. **Use Varied Texts:** Incorporate a range of stories across genres and cultures. This not only keeps students engaged but also exposes them to different narrative structures.
6. **Assess Understanding:** Use the completed worksheets to assess students' grasp of sequencing. Provide feedback and additional support as needed.
7. **Incorporate Technology:** Utilize online tools and apps to make sequencing activities more interactive. This can enhance student engagement and provide alternative learning pathways.

Sequencing in Different Educational Settings

Sequencing worksheets can be used effectively in various educational settings, including:

1. Elementary Schools

In elementary classrooms, sequencing worksheets can be aligned with reading and language arts curricula.

They can help younger students develop foundational literacy skills while making learning fun and engaging.

2. Special Education

For students with learning disabilities, sequencing worksheets can be adapted to meet individual needs. Simplified texts and visual aids can help these students grasp the concept of sequencing more effectively.

3. Homeschooling

Parents who homeschool can use sequencing worksheets to reinforce reading comprehension at home. They can choose stories that interest their children, making learning personalized and enjoyable.

4. ESL/EFL Classrooms

In English as a Second Language (ESL) or English as a Foreign Language (EFL) classrooms, sequencing worksheets can help students practice language skills while understanding narrative structure. These activities can enhance vocabulary and comprehension simultaneously.

Conclusion

Sequencing events in a story worksheets are powerful educational resources that enhance comprehension, critical thinking, and writing skills. By using various activities such as graphic organizers, cut-and-paste worksheets, and digital tools, educators can effectively teach students the importance of sequencing in storytelling. The implementation of these worksheets in diverse educational settings caters to different learning styles and helps foster a love for reading and storytelling. As students gain proficiency in sequencing, they not only improve their reading skills but also develop the ability to craft compelling narratives of their own.

Frequently Asked Questions

What are sequencing events in a story worksheets used for?

They are used to help students understand the order of events in a narrative, which aids in comprehension and retention.

What age group are sequencing events worksheets suitable for?

They are suitable for a variety of age groups, typically from early elementary grades (K-2) to middle school, depending on the complexity of the stories.

How can teachers effectively integrate sequencing worksheets into their lesson plans?

Teachers can integrate them by using them after reading a story, allowing students to practice organizing events and discussing the narrative structure.

What types of stories are best for sequencing events worksheets?

Simple stories with clear beginnings, middles, and ends, such as fairy tales or fables, are ideal for sequencing activities.

Can sequencing events worksheets be adapted for digital learning?

Yes, they can be adapted into digital formats using interactive tools and platforms that allow for drag-and-drop sequencing.

What skills do students develop by using sequencing events worksheets?

Students develop critical thinking, comprehension, and organizational skills, as well as the ability to summarize information.

Are there specific formats for sequencing events worksheets?

Yes, they can come in various formats such as graphic organizers, timeline charts, or fill-in-the-blank activities.

How can parents use sequencing events worksheets at home?

Parents can use them to reinforce reading comprehension by having children summarize stories they've read or listened to.

What is the importance of visual aids in sequencing events worksheets?

Visual aids help students better understand and remember the sequence of events, making the learning process more engaging.

Can sequencing events worksheets be used for non-fiction texts?

Absolutely, they can be adapted for non-fiction texts to help students understand processes, timelines, or historical events.

Find other PDF article:

<https://soc.up.edu.ph/14-blur/Book?trackid=TLo64-0220&title=consider-the-lilies-sheet-music.pdf>

Sequencing Events In A Story Worksheets

Amanda - Wikipedia

Amanda is a Latin feminine gerundive (i.e. verbal adjective) name meaning, literally, "she who must (or is fit to) be loved". Other translations, with similar meaning, could be "deserving to be loved," ...

Amanda: Name Meaning, Origin, Popularity - Parents

May 23, 2025 · Amanda is often used as a girl's name. Learn more about the meaning, origin, and popularity of the name Amanda.

Amanda Name Meaning, Origin, History, And Popularity

May 7, 2024 · Originating in Latin, Amanda is a classic name borne by poets and playwrights. Read on to know more about it.

Amanda (voornaam) - Wikipedia

Amanda is een meisjesnaam die afkomstig is van het Latijnse werkwoord amare, dat "houden van" betekent, of van het Latijnse amandus, "lieflijk, beminnenswaardig".

Meaning, origin and history of the name Amanda

Oct 6, 2024 · In the 17th century it was recreated by authors and poets who based it directly on Latin amanda meaning "lovable, worthy of love". Notably, the playwright Colley Cibber used it for ...

Amanda - Baby Name Meaning, Origin, and Popularity

Jul 14, 2025 · Amanda is a girl's name of Latin origin meaning "she must be loved". Amanda is the 496 ranked female name by popularity.

Amanda G - 3D Artist - Environnement Artist | LinkedIn

3D Artist - Environnement Artist · Education: Technocité · Location: Mons · 34 connections on LinkedIn. View Amanda G's profile on LinkedIn, a professional community of 1 billion members.

Amanda - Name Meaning and Origin

The name Amanda is of Latin origin and means "lovable" or "worthy of love." It is derived from the Latin word "amare," which means "to love." Amanda is a feminine name that conveys a sense of ...

Meaning Of The Name Amanda

Mar 28, 2025 · The name Amanda finds its origins in the Latin word 'amanda,' meaning 'worthy of love.' Its usage saw a significant increase during the medieval period, particularly in Europe, ...

Amanda (2022) - IMDb

Amanda: Directed by Carolina Cavalli. With Benedetta Porcaroli, Galat a Bellugi, Giovanna Mezzogiorno, Michele Bravi. Amanda, 24, lives mostly isolated and has never had any friends, ...

Bacterial Vaginosis - STI Treatment Guidelines

Treatment for BV is recommended for women with symptoms. Established benefits of therapy among

nonpregnant women are to ...

Bacterial vaginosis - Diagnosis and treatment - Mayo Clinic

Jun 10, 2023 · Learn about symptoms, treatments and prevention of this common vaginal condition.

Bacterial Vaginosis (BV): Causes, Symptoms & Treatment

If you have bacterial vaginosis (BV), your provider can prescribe medication that's safe to use during pregnancy. You should get ...

Bacterial vaginosis: Initial treatment - UpToDate

This topic will present the treatment options for various groups of patients with BV. Related topics on the presentation and diagnosis of ...

5 Effective Treatments and Remedies to Get Rid of BV

Apr 3, 2025 · Bacterial vaginosis (BV) is a common vaginal condition that occurs when the balance of normal vaginal bacteria ...

Enhance storytelling skills with our sequencing events in a story worksheets! Perfect for educators and students. Learn more and boost comprehension today!

[Back to Home](#)