










Silent E Worksheets 1st Grade

Magic 'E' Circle the Word		Name: _____
Directions: Circle the word for each picture.		
		
bike bik	cak cake	Mike Mik
		
nic nice	ros rose	sale sal
		
nose nos	dat date	globe glob

Teach At Daycare

Silent e worksheets 1st grade are essential educational tools designed to help young learners grasp the concept of the silent 'e' and its impact on vowel sounds. As children embark on their reading and writing journey, understanding the role of silent 'e' is crucial for their literacy development. This article will explore the importance of silent 'e', provide engaging worksheet ideas, and offer tips for educators and parents to enhance learning experiences.

Understanding the Silent 'e' Concept

Silent 'e' is a phonetic rule in the English language that alters the

pronunciation of preceding vowels. When an 'e' is added to the end of a word, it often changes the vowel sound from a short sound to a long sound. For example, the word "cap" becomes "cape," with the silent 'e' making the 'a' say its name.

Why is Silent 'e' Important for 1st Graders?

1st graders are at a pivotal stage in their reading and writing development. Understanding silent 'e' can help them:

- Improve Reading Skills: Recognizing the silent 'e' helps children decode unfamiliar words, enhancing their reading fluency.
- Expand Vocabulary: By learning how silent 'e' changes words, students can increase their vocabulary and comprehension.
- Boost Writing Abilities: Knowledge of silent 'e' allows 1st graders to spell words correctly, leading to improved writing skills.

Types of Silent 'e' Worksheets for 1st Grade

Silent 'e' worksheets for 1st grade can take various forms, catering to different learning styles and needs. Here are some popular types:

1. Word Sort Worksheets

Word sort worksheets encourage students to categorize words based on different phonetic patterns. For silent 'e', students can sort words into groups such as:

- Short vowel words (e.g., cap, hop)
- Long vowel words with silent 'e' (e.g., cape, hope)

This activity not only reinforces the concept of silent 'e' but also enhances phonemic awareness.

2. Fill-in-the-Blank Worksheets

Fill-in-the-blank worksheets provide sentences with missing words that require students to use their knowledge of silent 'e'. For example:

- The ____ (cap/cape) was on the table.
- I like to ____ (hop/hope) for the best.

These worksheets help students apply their understanding in context.

3. Matching Worksheets

Matching worksheets can engage students in connecting words with their definitions or images. Students can match words with a silent 'e' to corresponding pictures, reinforcing their understanding through visual learning.

4. Coloring Worksheets

Incorporating art into learning can make lessons more enjoyable. Coloring worksheets can include pictures of words with silent 'e'. For instance, a picture of a "cake" can be paired with the word for students to color.

How to Create Engaging Silent 'e' Worksheets

Creating effective silent 'e' worksheets requires creativity and an understanding of your students' needs. Here are some tips to design engaging worksheets:

1. Use Clear Instructions

Ensure that your worksheets have clear and concise instructions. This helps reduce confusion and allows students to focus on the activity rather than deciphering what to do.

2. Incorporate Visuals

Visual aids such as images, charts, and colorful fonts can make worksheets more appealing. Visuals help to reinforce learning and keep students engaged.

3. Include Varied Activities

Mix different types of activities to cater to various learning styles. Combine fill-in-the-blanks, word searches, and matching exercises to keep the learning experience dynamic.

4. Offer Real-Life Context

Integrate real-life scenarios or themes that resonate with students. For

example, using seasonal themes (like Halloween or spring) can make silent 'e' worksheets more relatable and fun.

Tips for Teaching Silent 'e' in the Classroom

Teaching silent 'e' effectively requires a strategic approach. Here are some tips for educators:

1. Start with Examples

Begin by introducing words that demonstrate the silent 'e' rule. Use visual aids and phonics charts to showcase the difference between short and long vowel sounds.

2. Use Phonics Games

Incorporate phonics games into your lessons, such as bingo or memory games featuring silent 'e' words. This interactive approach makes learning memorable.

3. Encourage Group Work

Group activities can foster collaboration and discussion among students. Encourage them to work together on silent 'e' worksheets, allowing them to learn from one another.

4. Monitor Progress

Regularly assess students' understanding of silent 'e' through quizzes or informal assessments. This will help you identify areas where additional support may be needed.

Resources for Silent 'e' Worksheets

Numerous online resources offer free or paid silent 'e' worksheets. Here are some reputable sources:

- Teachers Pay Teachers: A marketplace where educators can buy and sell original teaching resources, including silent 'e' worksheets.

- Education.com: Offers a wide range of worksheets and activities tailored for 1st graders, including those focusing on silent 'e'.
- K5 Learning: Provides free worksheets for various grade levels, including phonics and silent 'e' activities.

Conclusion

In summary, **silent e worksheets 1st grade** play a vital role in helping young learners master the silent 'e' concept. By utilizing diverse worksheet types and engaging teaching strategies, educators and parents can foster a rich learning environment that enhances reading and writing skills. As children become adept at recognizing and applying silent 'e', they will gain confidence in their literacy abilities, setting a solid foundation for future academic success.

Frequently Asked Questions

What is a silent e in phonics?

A silent e is an 'e' at the end of a word that is not pronounced but changes the sound of the preceding vowel, often making it long.

Why are silent e worksheets important for 1st graders?

Silent e worksheets help 1st graders understand vowel sounds and improve their reading and spelling skills by recognizing how silent e alters the pronunciation.

What types of activities are commonly found in silent e worksheets for 1st grade?

Common activities include word sorting, filling in missing letters, matching words with pictures, and identifying silent e in various words.

How can parents support their child's learning with silent e worksheets?

Parents can support learning by reviewing the worksheets with their child, providing examples of silent e words in daily conversation, and encouraging reading practice.

What are some examples of silent e words that 1st

Apr 11, 2025 · [Silent Hill \(2006\)](#)[Silent Hill \(2006\)](#) [Rose](#) · [Silent Hill \(2006\)](#) [Silent Hill \(2006\)](#) ...

Silent Night

Aug 6, 2010 · Silent night Holy night All is calm, all is bright Round young virgin mother and child Holy Infant, so tender ...

silent□□□ - □□□□

silent [ˈsaɪlənt] sai-luhnt silent 1. Silent “ ”
 “ ” “ ” ...

silent □ silence □ □ □ □ □ □ □ □

[illegible]

2.15....

Oct 27, 2024 · Mono [3dB]

“ ”

miranda rights——

“

...

keep silence □ *keep silent* □□□□□□□□ - □□□□

```
keep silence  keep silent 1 keep silent " " silent silence
```

silent -

[illegible]**avantage** error**avantage/silent mode**

Nov 19, 2024 · avantage error advantage/silent_mode Deployment failed. UU
...

Ferret OT/Silent OT extension -

$\text{Ferret OT/Silent OT extension} \parallel \text{Ferret OT} \parallel n \cdot \text{COT} \parallel u \parallel v \parallel w \parallel \Delta$

$\text{COT} \parallel [\dots] \dots$ 3

□□□ **Silent Hill (2006)** □□□□□□□□□□ □□□□

Apr 11, 2025 · 0000 Silent Hill (2006)000000000000000000000000 Rose0000•0000 0000000000
00000000 00000000Rose000000000000000000000000Rose000000000000

Silent Night

Aug 6, 2010 · Silent night Holy night 〰〰〰〰〰〰 All is calm, all is bright 〰〰〰〰〰〰 Round young virgin mother and child 〰〰〰〰〰〰〰〰 Holy Infant, so tender and mild, 〰〰〰〰〰〰〰〰 Sleep in heavenly peace, 〰〰〰〰〰〰 Sleep in heavenly peace. 〰〰〰〰〰〰 Silent night Holy night 〰〰〰〰〰〰 Shepherds ...

silent -

silent[saɪlənt] [sai-luhnt]silent 1. Silent “ ” “ ” “ ” Silent Night The Silent Majority ...

Boost your 1st grader's reading skills with our engaging silent e worksheets! Discover how these fun exercises can enhance phonics learning today.

[Back to Home](#)