

Shapes In Spanish Worksheet

Answer Key


SHAPES IN SPANISH WORKSHEETS

- Triangulo
- Circulo
- Estrella
- Evalo


- Cuadrado
- Rectangulo
- Corazon
- Cruz

- Trapecio
- Hexagono
- Pentagono
- Octogono


Direction: label the shapes with their Spanish names!




Circulo




Hexagono




Octogono




Pentagono




Triangulo




Evalo




Rectangulo




Cuadrado




Trapecio




Corazon



Cruz



Estrella



Shapes in Spanish Worksheet

Learning shapes in Spanish is an essential part of mastering the language, especially for young learners and beginners. A shapes in Spanish worksheet provides a structured approach to familiarizing oneself with basic geometric figures, their names, and their uses in everyday language. This article will explore the importance of learning shapes in Spanish, provide a comprehensive list of common shapes, and suggest effective activities that can be included in a worksheet to enhance learning.

Importance of Learning Shapes in Spanish

Understanding shapes in Spanish is crucial for various reasons:

1. **Foundation for Vocabulary:** Shapes are foundational vocabulary words that appear frequently in conversation and writing. Knowing them helps learners describe the world around them.
2. **Visual Learning:** Shapes are visual representations that help learners connect words with images, making it easier to remember the vocabulary.
3. **Cultural Relevance:** Shapes are commonly used in art, architecture, and design. Understanding them can enhance appreciation of Spanish-speaking cultures.
4. **Practical Applications:** Shapes are not only theoretical; they are used in real-life situations such as cooking (measuring), construction, and education (geometry).
5. **Language Development:** Learning shapes can improve overall language skills, as it encourages the use of adjectives and verbs in context.

Common Shapes in Spanish

Knowing the names of shapes in Spanish is the first step in mastering this vocabulary. Here is a list of common shapes along with their Spanish translations:

Basic Shapes

1. Circle - Círculo
2. Square - Cuadrado

3. Triangle - Triángulo
4. Rectangle - Rectángulo
5. Oval - Óvalo
6. Diamond - Rombo
7. Pentagon - Pentágono
8. Hexagon - Hexágono
9. Octagon - Octágono

3D Shapes

1. Sphere - Esfera
2. Cube - Cubo
3. Pyramid - Pirámide
4. Cylinder - Cilindro
5. Cone - Cono
6. Torus - Toro

Activities to Include in a Shapes in Spanish Worksheet

To make learning shapes engaging and effective, worksheets can include various activities. Below are some suggested activities that cater to different learning styles:

1. Shape Identification

Provide images of different shapes and ask students to label them with their Spanish names. This activity helps reinforce vocabulary and encourages visual learning.

Example:

- Draw a circle and ask, "¿Qué forma es esta?"
- Students should respond, "Es un círculo."

2. Shape Coloring Activity

Create a worksheet with various shapes outlined. Students can color them while saying their names in Spanish. This combines art with language learning.

Instructions:

- "Colorea el círculo de rojo."
- "Colorea el cuadrado de azul."

3. Matching Exercise

Create a matching exercise where students connect shapes with their Spanish names. This can be done with lines or by drawing arrows.

Example:

- Match the shape to the correct name:
- A) Círculo
- B) Cuadrado
- C) Triángulo

4. Shape Sorting

Provide a mix of shapes and ask students to categorize them into groups based on their properties

(e.g., 2D vs. 3D, or by the number of sides).

Instructions:

- Sort the following shapes:
- Círculo, cubo, triángulo, cilindro, rectángulo.

5. Shape Vocabulary Quiz

Include a short quiz at the end of the worksheet to assess understanding. Questions can range from multiple choice to fill-in-the-blank.

Example Questions:

1. ¿Cómo se dice "rectangle" en español?
a) Cuadrado b) Rectángulo c) Círculo
2. Completa la frase: "El _____ es una figura con tres lados." (Answer: triángulo)

6. Real-World Application

Encourage students to find examples of shapes in their environment. They can take pictures or draw shapes they see in everyday life and label them in Spanish.

Instructions:

- “Busca en tu casa o en la calle formas diferentes. Toma fotos y escribe sus nombres en español.”

7. Interactive Games

Incorporate games such as bingo or memory cards. For bingo, use shapes instead of numbers, and

students can call out the shapes in Spanish.

Example:

- A bingo card filled with shapes like círculo, cuadrado, and triángulo. The teacher calls out the shapes in Spanish, and students mark them on their cards.

Conclusion

A shapes in Spanish worksheet is an invaluable resource for learners of all ages. It not only reinforces basic vocabulary but also engages students with various activities that cater to different learning styles. By incorporating visual, interactive, and practical applications, teachers and parents can enhance the learning experience and help students feel more confident in their language skills. Understanding shapes in Spanish lays a strong foundation for further learning, making it an essential component of language acquisition.

In conclusion, whether you are a teacher looking for effective teaching materials or a parent wanting to support your child's learning journey, utilizing a shapes in Spanish worksheet can make the process enjoyable and fruitful. The combination of visual aids, interactive activities, and real-world applications ensures that learners not only memorize but also understand and use the vocabulary in context.

Frequently Asked Questions

What are some common shapes included in a Spanish shapes worksheet?

Common shapes include 'círculo' (circle), 'cuadrado' (square), 'triángulo' (triangle), 'rectángulo' (rectangle), and 'ovalado' (oval).

How can a shapes worksheet help Spanish language learners?

A shapes worksheet can help learners by reinforcing vocabulary related to geometry, enhancing their ability to describe objects, and improving their overall language skills through visual aids.

What activities can be included in a shapes in Spanish worksheet?

Activities can include matching shapes with their names, coloring shapes while stating their names in Spanish, and completing sentences using shape vocabulary.

Are there digital resources available for shapes in Spanish worksheets?

Yes, many educational websites offer downloadable PDF worksheets and interactive online activities focused on shapes in Spanish.

What age group is best suited for shapes in Spanish worksheets?

Shapes in Spanish worksheets are typically best suited for preschool and early elementary school students, around ages 3 to 7, who are starting to learn both shapes and basic Spanish vocabulary.

Find other PDF article:

<https://soc.up.edu.ph/12-quote/Book?trackid=boO98-3094&title=chemical-process-control-george-st-ephanopoulos.pdf>

Shapes In Spanish Worksheet

Supprimer toutes les "shapes" - Macros et VBA Excel

May 4, 2009 · For Each img In Worksheets ("TaFeuille").Shapes If img.Name Like "*PICTURE*" Then img.Delete End If Next End Sub Première méthode, tu supprimes toutes les Shapes d'un coup et puis basta ! Deuxième, seulement les images et non toutes les Shapes. Enlève la condition si tu souhaites enlever toutes les Shapes et non seulement les images.

Affecter des macros à des shapes - Macros et VBA Excel

Apr 26, 2014 · Messages 422 Envoyé par patricktoulon Bonjour je viens de tester plusieurs modèles et il semblerait bien que si les shapes sont groupées on ne peut qu'utilise la boucle sur le

shapes.count mais le shapes revient toujours a sélectionner le groupe d'ailleurs sur le sheets lui même quand on sélectionne un des shapes on sélectionne le groupe ...

Ouverture de fenêtres "Shapes" en read only - Visio

Dec 11, 2008 · Inscrit en Décembre 2008 Messages 1 Ouverture de fenêtres "Shapes" en read only
Bonjour, J'utilise un fichier VSD que l'on m'a fourni. Problème lorsque j'ouvre ce fichier, je me retrouve avec une multitude de fenêtres "Shapes" ouvertes en read only (Ex: Blocks) et parfois plusieurs fois la même. Comment empêcher cette création de fenêtres ?

Is there a way to resize boxes in PowerPoint smart art without all ...

2.Under SmartArt Tools, on the Format tab, in the Shapes group, do one of the following: Then, To make the shape bigger, click Larger (click the icons). To make the shape smaller, click Smaller (click the icons).

shapes - Create a geometric mobius strip in illustrator - Graphic ...

Mar 4, 2020 · 4 I'm trying to create the following image of a Mobius Strip in illustrator: Now I can create the following image in illustrator, by intersecting two circular shapes and using the same tool. This is kind of similar, however, instead of using a gradient on it, how do I make it with the geometric lines. Thanks in advance!

[XL-2007] VBA Probleme avec ActiveSheet.Shapes - Macros et VBA ...

Jun 8, 2009 · ActiveSheet.Shapes ("chart 1").Height = 9 Ce problème peut se produire lorsque vous essayez d'exécuter une procédure qui a été créée dans Microsoft Office Excel 2003. Un problème est survenu dans Excel 2003 dans lequel plusieurs espaces ont été traités exactement comme un espace. Ce problème a été corrigé dans Excel 2007.

shapes - How do I add more points to a polygon in photoshop?

Nov 7, 2018 · I'm voting to close this question as off-topic because at the moment, it is quite unclear what exactly your issue is. Please edit your question to include more detail as to what you are trying to achieve, what exactly it is you are struggling with and how the application's help files are inadequate.

[VBA-E]Effacer les shapes - Macros et VBA Excel - Developpez.com

Jun 9, 2006 · Recherche avancée Forum Logiciels Microsoft Office Excel Macros et VBA Excel [VBA-E]Effacer les shapes + Répondre à la discussion Discussion : [VBA-E]Effacer les shapes Sujet : Macros et VBA Excel Outils de la discussion 09/06/2006, 14h18 #1 tinmarbusir

shapes - How to curve rectangle outwards in illustrator? - Graphic ...

Is there a way to curve a rectangle outwards (give arc shape effect, see attached image)? Or do I have to do it manually using the pen tool by adding anchors to the rectangle line? I have also tried t...

shapes - Is there a specific name for this square with two corners ...

Sep 12, 2018 · As a seasoned design professional I have memorised most of my shapes....triangles, circles... even rectangles, but I need to do some research on this shape, and for the life of me I cannot think "w...

Supprimer toutes les "shapes" - Macros et VBA Excel

May 4, 2009 · For Each img In Worksheets ("TaFeuille").Shapes If img.Name Like "*PICTURE*" Then img.Delete End If ...

Affecter des macros à des shapes - Macros et VBA Excel

Apr 26, 2014 · Messages 422 Envoyé par patricktoulon Bonjour je viens de tester plusieurs modèles et il semblerait bien ...

Ouverture de fenêtres "Shapes" en read only - Visio

Dec 11, 2008 · Inscrit en Décembre 2008 Messages 1 Ouverture de fenêtres "Shapes" en read only Bonjour, J'utilise ...

Is there a way to resize boxes in PowerPoint smart art without al...

2.Under SmartArt Tools, on the Format tab, in the Shapes group, do one of the following: Then, To make the shape ...

shapes - Create a geometric mobius strip in illustrator - Gra...

Mar 4, 2020 · 4 I'm trying to create the following image of a Mobius Strip in illustrator: Now I can create the ...

"Enhance your Spanish learning with our engaging shapes in Spanish worksheet! Perfect for kids and beginners. Discover how to make learning fun today!"

[Back to Home](#)