




Silent E Worksheets For Second Grade


Name: _____





Magic E. Magic E...
What will the new
word be?





cap

pin

can

cub

rob

pet

Silent e worksheets for second grade are an essential resource for educators and parents aiming to enhance the literacy skills of young learners. The silent "e" rule is a fundamental concept in phonics that helps children understand how the presence of an "e" at the end of a word can change its pronunciation and meaning. By mastering this rule, students can improve their reading and spelling abilities, which are critical for their overall academic success. This article will explore the importance of silent "e," effective ways to teach it, and provide various worksheet ideas to support second graders in their learning journey.

Understanding Silent "e"

What is Silent "e"?

Silent "e," also known as the magic "e," is a phonetic rule where the letter "e" at the end of a word is not pronounced but affects the preceding vowel. For example, the word "cap" becomes "cape" with the addition of the silent "e," changing the short vowel sound of "a" to a long vowel sound. This change is crucial for students to learn, as it opens the door to reading and spelling a wide variety of words.

THE ROLE OF SILENT "E" IN PHONICS

Phonics instruction is vital in early literacy education. The silent "e" plays a significant role in phonics for several reasons:

1. **Vowel Sound Changes:** Silent "e" helps students understand how vowel sounds can change from short to long.
2. **Spelling Patterns:** Recognizing the silent "e" pattern aids in spelling words correctly.
3. **Reading Fluency:** Familiarity with silent "e" words enhances reading fluency and comprehension as students encounter more complex texts.

IMPORTANCE OF TEACHING SILENT "E"

BUILDING VOCABULARY

Teaching silent "e" expands students' vocabulary. By learning how to apply the silent "e" rule, children can decode many new words, which contributes to better reading skills. For instance, knowing the base word "hop" allows a child to read "hope" confidently.

ENHANCING SPELLING SKILLS

Understanding silent "e" is also crucial for spelling. Many common words have a silent "e" at the end, and students who grasp this concept can improve their spelling accuracy. Worksheets that focus on silent "e" can provide practice and reinforcement.

BOOSTING READING CONFIDENCE

When children understand the silent "e" rule, they feel more confident in their reading abilities. This increased self-esteem can lead to a more positive attitude towards reading and learning in general.

EFFECTIVE WAYS TO TEACH SILENT "E"

INTERACTIVE LEARNING ACTIVITIES

Making learning engaging is crucial for second graders. Here are some interactive methods to teach silent "e":

- **Word Sorting:** Create a list of words with and without silent "e." Have students sort them into two

CATEGORIES TO VISUALIZE THE DIFFERENCE.

- FLASHCARDS: USE FLASHCARDS WITH WORDS THAT HAVE A SILENT "E" AND THEIR CORRESPONDING IMAGES. THIS HELPS CHILDREN CONNECT THE VISUAL ASPECT OF WORDS WITH THEIR MEANINGS.
- GAMES: PLAY PHONICS GAMES THAT INVOLVE IDENTIFYING SILENT "E" WORDS. FOR INSTANCE, A MATCHING GAME WHERE STUDENTS MATCH WORDS TO PICTURES CAN BE VERY EFFECTIVE.

UTILIZING WORKSHEETS

WORKSHEETS ARE A TRIED-AND-TRUE METHOD OF REINFORCING LEARNING. HERE ARE SOME IDEAS FOR SILENT E WORKSHEETS FOR SECOND GRADE:

1. FILL-IN-THE-BLANK: CREATE SENTENCES WITH MISSING WORDS THAT STUDENTS NEED TO COMPLETE USING THE CORRECT SILENT "E" WORD. FOR EXAMPLE, "THE _____ (HOP) IS NOW A _____ (HOPE)."
2. WORD SEARCH: DESIGN A WORD SEARCH THAT INCLUDES VARIOUS SILENT "E" WORDS. THIS ACTIVITY ENCOURAGES STUDENTS TO RECOGNIZE AND IDENTIFY THESE WORDS IN A FUN WAY.
3. CUT AND PASTE: GIVE STUDENTS A WORKSHEET WITH PICTURES AND WORDS. THEY MUST CUT OUT THE CORRECT SILENT "E" WORDS AND PASTE THEM UNDER THE CORRESPONDING IMAGES.
4. WRITING PROMPTS: PROVIDE A LIST OF SILENT "E" WORDS AND ASK STUDENTS TO WRITE SENTENCES USING EACH WORD. THIS REINFORCES THEIR UNDERSTANDING OF HOW THE WORDS FUNCTION IN CONTEXT.
5. CROSSWORD PUZZLES: CREATE CROSSWORD PUZZLES WHERE THE ANSWERS ARE SILENT "E" WORDS. THIS CHALLENGES STUDENTS TO THINK CRITICALLY WHILE PRACTICING THEIR VOCABULARY.

EXAMPLES OF SILENT "E" WORDS

HERE ARE SOME COMMON SILENT "E" WORDS THAT CAN BE USED IN WORKSHEETS AND ACTIVITIES:

- MAKE
- TIME
- RIDE
- HOME
- LIKE
- TAPE
- HATE
- CUBE
- VOTE
- BITE

INCORPORATING THESE WORDS INTO VARIOUS ACTIVITIES WILL HELP REINFORCE THE SILENT "E" CONCEPT.

ASSESSMENT AND PROGRESS TRACKING

MONITORING STUDENT PROGRESS

TO ENSURE THAT STUDENTS ARE GRASPING THE SILENT "E" RULE, IT'S ESSENTIAL TO ASSESS THEIR UNDERSTANDING REGULARLY.

HERE ARE SOME ASSESSMENT METHODS:

- QUIZZES: SHORT QUIZZES FOCUSING ON IDENTIFYING AND USING SILENT "E" WORDS CAN PROVIDE INSIGHT INTO STUDENT UNDERSTANDING.
- ORAL READING: HAVE STUDENTS READ ALOUD PASSAGES THAT CONTAIN SILENT "E" WORDS. THIS ALLOWS YOU TO HEAR THEIR PRONUNCIATION AND COMPREHENSION.
- PORTFOLIO WORK: KEEP A PORTFOLIO OF STUDENTS' WORKSHEETS AND ACTIVITIES RELATED TO SILENT "E." REVIEWING THIS CAN SHOW GROWTH OVER TIME.

FEEDBACK AND SUPPORT

PROVIDING CONSTRUCTIVE FEEDBACK IS CRUCIAL. CELEBRATE SUCCESSSES, NO MATTER HOW SMALL, AND ADDRESS CHALLENGES WITH ENCOURAGEMENT AND ADDITIONAL PRACTICE. OFFERING RESOURCES FOR EXTRA PRACTICE AT HOME CAN ALSO SUPPORT STUDENTS IN MASTERING THE SILENT "E" RULE.

CONCLUSION

IN SUMMARY, SILENT E WORKSHEETS FOR SECOND GRADE ARE AN INVALUABLE TOOL FOR TEACHING THIS ESSENTIAL PHONICS CONCEPT. BY UNDERSTANDING THE ROLE OF SILENT "E," STUDENTS CAN BUILD THEIR VOCABULARY, ENHANCE THEIR SPELLING SKILLS, AND BOOST THEIR READING CONFIDENCE. THROUGH INTERACTIVE LEARNING ACTIVITIES AND CAREFULLY DESIGNED WORKSHEETS, EDUCATORS CAN EFFECTIVELY ENGAGE YOUNG LEARNERS AND FOSTER A LOVE FOR READING AND WRITING. REGULAR ASSESSMENT AND FEEDBACK WILL ENSURE THAT STUDENTS ARE ON THE RIGHT TRACK AND MAKE THE JOURNEY OF MASTERING SILENT "E" AN ENJOYABLE EXPERIENCE. WITH THE RIGHT RESOURCES AND SUPPORT, SECOND GRADERS WILL NOT ONLY GRASP THE SILENT "E" RULE BUT WILL ALSO LAY A STRONG FOUNDATION FOR THEIR FUTURE LITERACY SKILLS.

FREQUENTLY ASKED QUESTIONS

WHAT ARE SILENT E WORKSHEETS FOR SECOND GRADE?

SILENT E WORKSHEETS FOR SECOND GRADE ARE EDUCATIONAL MATERIALS DESIGNED TO HELP STUDENTS UNDERSTAND THE CONCEPT OF THE SILENT 'E' AT THE END OF WORDS, WHICH CHANGES THE PRONUNCIATION OF THE PRECEDING VOWEL.

HOW CAN SILENT E WORKSHEETS BENEFIT SECOND GRADERS?

THESE WORKSHEETS HELP SECOND GRADERS IMPROVE THEIR READING AND SPELLING SKILLS BY TEACHING THEM HOW THE SILENT 'E' ALTERS THE SOUNDS OF WORDS, ENCOURAGING PHONETIC AWARENESS.

WHAT TYPES OF ACTIVITIES CAN BE FOUND IN SILENT E WORKSHEETS?

ACTIVITIES MAY INCLUDE FILLING IN THE BLANKS, MATCHING WORDS WITH AND WITHOUT SILENT E, WORD SORTING, AND READING COMPREHENSION EXERCISES FOCUSED ON SILENT E WORDS.

ARE THERE ANY ONLINE RESOURCES FOR SILENT E WORKSHEETS?

YES, THERE ARE NUMEROUS EDUCATIONAL WEBSITES THAT OFFER FREE AND PAID PRINTABLE SILENT E WORKSHEETS, INCLUDING TEACHERS PAY TEACHERS AND EDUCATION.COM.

WHAT ARE SOME EXAMPLES OF SILENT E WORDS FOR SECOND GRADERS?

EXAMPLES OF SILENT E WORDS INCLUDE 'CAKE', 'BIKE', 'NOTE', AND 'TIME', WHICH ILLUSTRATE HOW THE SILENT 'E' CHANGES SHORT VOWELS TO LONG VOWELS.

HOW CAN PARENTS SUPPORT THEIR CHILDREN WITH SILENT E WORKSHEETS AT HOME?

PARENTS CAN SUPPORT THEIR CHILDREN BY REVIEWING THE WORKSHEETS TOGETHER, ENCOURAGING THEM TO READ ALOUD, AND CREATING FUN GAMES THAT INCORPORATE SILENT E WORDS TO REINFORCE LEARNING.

Find other PDF article:
<https://soc.up.edu.ph/57-chart/Book?dataid=pvS76-6674&title=telling-time-to-the-hour-and-half-hour-worksheets.pdf>

Silent E Worksheets For Second Grade

silent silence The room was silent. There was a moment of silence. ...

2.15....
Oct 27, 2024 · Mono 3dB ...

“miranda rights—”

keep silence keep silent - keep silence keep silent “” silent ...

silent -

TV

avantage error advantage/silent_mode
Nov 19, 2024 · avantage error advantage/silent_mode Deployment failed. UU ...

Ferret OT/Silent OT extension - Ferret OT nCOTu v w Δ

Silent Hill (2006)
Apr 11, 2025 · Silent Hill (2006) Rose •

fun activities can boost learning. Start exploring today!

[Back to Home](#)