










Silent E Worksheets Free

Magic 'E'		Name: _____	
Circle the Word		Directions: Circle the word for each picture.	
			
bike bik	cak cake	Mike Mik	
			
nic nice	ros rose	sale sal	
			
nose nos	dat date	globe glob	

Teach At Daycare

Silent e worksheets free are valuable educational resources used to help young learners understand the concept of the silent 'e' in the English language. The silent 'e' is a vital element in phonics that can drastically change the pronunciation and meaning of words. For instance, the addition of a silent 'e' at the end of a word can transform 'cap' into 'cape,' altering both its pronunciation and meaning. As educators and parents strive to enhance literacy skills in children, free worksheets focusing on the silent 'e' have become an essential tool in the classroom and at home. This article will explore what silent 'e' is, its importance in literacy, how to use worksheets effectively, and where to find free resources.

Understanding Silent E

What is Silent E?

Silent 'e' refers to the letter 'e' that appears at the end of a word but is not pronounced. Its primary function is to modify the preceding vowel sound, often changing a short vowel sound into a long vowel sound.

- Examples of Silent E Words:

- Cap → Cape
- Hop → Hope
- Bit → Bite

In these examples, the addition of silent 'e' changes the vowel sound from a short sound to a long sound, illustrating its role in phonics.

The Role of Silent E in Phonics

Understanding silent 'e' is a crucial part of phonics instruction, which helps children decode words. It allows them to:

1. Recognize patterns in spelling.
2. Enhance their reading fluency.
3. Improve their spelling skills.
4. Develop a better understanding of word meanings.

By mastering the silent 'e' rule, children can tackle more complex words and build confidence in their reading abilities.

Why Use Silent E Worksheets?

Silent 'e' worksheets offer several benefits for learners, including:

- Reinforcement of Phonics Skills: Worksheets provide targeted practice that helps reinforce phonics concepts.
- Variety of Activities: They often include various activities, such as matching, fill-in-the-blanks, and word sorting, keeping students engaged.
- Assessment Tools: Educators can use these worksheets to assess students' understanding of the silent 'e' concept.
- Flexible Learning: Worksheets can be used in the classroom, during homework, or as part of homeschooling curricula.

Types of Silent E Worksheets

When searching for silent 'e' worksheets, you'll find a range of activities designed for different learning styles and objectives:

1. Word Sorting Worksheets

These worksheets typically present a mix of words with and without silent 'e.' Students are tasked with sorting them into appropriate categories. This activity helps reinforce understanding of how silent 'e' affects word pronunciation.

2. Fill-in-the-Blank Worksheets

In these worksheets, students fill in the blanks with the correct silent 'e' words based on context clues. This activity encourages critical thinking and comprehension.

3. Matching Worksheets

Matching worksheets can have students match words with their pictures or match base words with their silent 'e' counterparts. This visual element helps strengthen vocabulary retention.

4. Sentence Creation Worksheets

These worksheets prompt students to create sentences using words that contain silent 'e.' This activity enhances writing skills and encourages creativity.

5. Crossword and Word Search Puzzles

Puzzles make learning fun! Silent 'e' crossword puzzles and word searches can engage students while reinforcing their understanding of silent 'e' words.

How to Use Silent E Worksheets Effectively

To maximize the benefits of silent 'e' worksheets, educators and parents can follow these strategies:

1. Introduce the Concept: Before diving into worksheets, provide a clear explanation of

silent 'e' and its function in words.

2. Model Activities: Demonstrate how to complete a worksheet and explain the reasoning behind the answers.
3. Group Work: Encourage collaboration by having students work in pairs or small groups on worksheets, fostering discussion and peer learning.
4. Use Contextual Learning: Incorporate stories and reading materials that feature silent 'e' words to reinforce learning in context.
5. Provide Feedback: After completing worksheets, review the answers with the children to clarify misconceptions and reinforce learning points.
6. Repeat and Review: Regularly revisit silent 'e' concepts with various worksheets to ensure retention and understanding.

Where to Find Free Silent E Worksheets

Finding free silent 'e' worksheets online can be simple if you know where to look. Here are some excellent resources:

1. Educational Websites

Many websites offer free printable worksheets for educators and parents. Some reputable sites include:

- Teachers Pay Teachers: A marketplace where educators share resources, including free silent 'e' worksheets.
- Education.com: This site provides a variety of worksheets, games, and activities focused on phonics and silent 'e.'
- K5 Learning: Offers free worksheets tailored for early readers, including those focused on silent 'e' words.

2. Printable Worksheet Platforms

Several platforms allow users to create or download free worksheets. Some popular ones include:

- Twinkl: Provides a plethora of teaching resources, including silent 'e' worksheets.
- Super Teacher Worksheets: Offers a variety of free worksheets, including those focusing on silent 'e' concepts.

3. Community and Social Media Groups

Joining educator-focused groups on social media platforms like Facebook or Pinterest can lead to discovering shared resources and free worksheets. Many teachers are willing to share their materials and ideas.

Conclusion

Silent 'e' worksheets free are essential resources for teaching young learners about the silent 'e' and its impact on word pronunciation and meaning. By utilizing these worksheets, educators and parents can create engaging and effective learning experiences that enhance literacy skills. With various types of worksheets available, tailored strategies for using them, and numerous online resources to access, teaching the silent 'e' concept can be both enjoyable and educational. As children gain confidence in their reading and writing abilities, they will be better equipped to navigate the complexities of the English language.

Frequently Asked Questions

What are silent e worksheets?

Silent e worksheets are educational materials designed to help students understand the concept of the silent 'e' at the end of words, which changes the pronunciation of the preceding vowel, typically making it long.

Where can I find free silent e worksheets?

Free silent e worksheets can be found on educational websites, teacher resource sites, and platforms like Teachers Pay Teachers, where educators share their materials for others to use at no cost.

What age group are silent e worksheets suitable for?

Silent e worksheets are typically suitable for early elementary students, particularly those in kindergarten to second grade, as they are learning phonics and basic reading skills.

How can silent e worksheets benefit students?

Silent e worksheets can benefit students by reinforcing phonics skills, improving reading fluency, and enhancing spelling abilities by teaching the impact of silent 'e' in transforming words.

Are there printable options for silent e worksheets?

Yes, many websites offer printable silent e worksheets that can be easily downloaded and used in classrooms or at home for hands-on learning activities.

Can silent e worksheets be used for group activities?

Absolutely! Silent e worksheets can be adapted for group activities, such as collaborative spelling games or phonics stations, making learning interactive and engaging for students.

Find other PDF article:

<https://soc.up.edu.ph/28-font/Book?ID=YCN17-4911&title=holt-mcdougal-literature-unit-5-text-analy>

[Silent E Worksheets Free](#)

silent *silence*_____

silent_____ silence_____ The room was silent. _____ There was a moment of silence. _____ ...

_____2.1_____5....

Oct 27, 2024 · _____ Mono _____ 3dB_____ ...

“_____”_____

_____miranda rights——_____

_____ ...

keep silence **keep silent** _____ - _____

keep silence **keep silent** _____1_____keep silent_____“_____”_____

_____“_____”_____silent_____ ...

_____**silent**_____ - _____

_____TVer_____

avantage_____ error_____avantage/silent_mode_____

Nov 19, 2024 · avantage_____ error_____avantage/silent_mode Deployment failed. UU_____

_____**Ferret OT/Silent OT extension**_____ - _____

_____**Ferret OT/Silent OT extension**_____ **Ferret OT**_____ n_____COT_____u_____v_____w_____Δ_____

_____COT_____ ...

_____**Silent Hill (2006)**_____

Apr 11, 2025 · _____ **Silent Hill (2006)**_____ Rose_____•_____

_____ ...

Silent Night_____

Aug 6, 2010 · Silent night_____ Holy night_____ All is calm, all is bright_____ Round young virgin mother and child_____ Holy Infant, so tender ...

silent_____ - _____

silent_____ ['saɪlənt]_____ sai-luhnt_____silent_____ 1._____ Silent_____“_____”_____“_____”_____“_____”_____

silent **silence**_____

silent_____ silence_____ The room was silent. _____ There was a moment ...

2.15.1 ...
Oct 27, 2024 · Mono ...

“”
miranda rights—
...

keep silence keep silent -
keep silence keep silent 1 keep silent “”
“” ...

silent -
TVer

"Explore our collection of silent e worksheets free to enhance your child's reading skills. Discover engaging activities and boost learning today!"

[Back to Home](#)