

Shark Rocket Professional Manual



Shark Rocket Professional Manual is an essential guide for anyone looking to maximize the usage and longevity of their Shark Rocket vacuum cleaner. The Shark Rocket line is known for its lightweight design and versatile cleaning capabilities, making it a favorite among homeowners and professional cleaners alike. In this article, we will explore the features, benefits, and detailed instructions provided in the Shark Rocket Professional Manual, ensuring you get the most out of your vacuum cleaner.

Overview of Shark Rocket Vacuum Cleaners

Shark Rocket vacuum cleaners are designed to tackle various cleaning tasks with ease. They come in several models, each catering to different needs. The key features that distinguish the Shark Rocket series include:

- **Lightweight Design:** These vacuums are easy to maneuver, making them suitable for cleaning different surfaces.
- **Versatility:** Shark Rocket vacuums can be converted from upright to handheld mode, allowing for cleaning in tight spaces and above-floor surfaces.
- **Powerful Suction:** Equipped with advanced suction technology, these vacuums efficiently pick up dirt, pet hair, and allergens.
- **Washable Filters:** The filters can be easily washed and reused, contributing to a more sustainable cleaning routine.

Understanding the features of your specific Shark Rocket model is crucial, and the Professional Manual provides an in-depth look at these aspects.

Key Sections of the Shark Rocket Professional Manual

The Shark Rocket Professional Manual is organized into several informative sections, each tailored to provide users with essential information. Here are the key sections you will find:

1. Getting Started

The first section of the manual introduces users to the vacuum, including:

- Unboxing Instructions: Detailed steps on how to safely unbox your Shark Rocket vacuum.
- Assembly Instructions: Easy-to-follow guidelines on how to assemble the vacuum components, ensuring it's ready for use.
- Understanding Controls: An overview of the vacuum's controls, indicating how to power on/off, adjust settings, and use different attachments.

2. Operating Your Shark Rocket Vacuum

This section provides comprehensive instructions on how to operate the vacuum effectively:

- Turning On/Off: Clear instructions on how to start and stop the vacuum.
- Adjusting Settings: Information on adjusting suction power and brush roll settings according to the cleaning surface.
- Using Attachments: Guidance on how to use various attachments, like the crevice tool and dusting brush, for specific cleaning tasks.

3. Maintenance and Care

To ensure your Shark Rocket vacuum operates at peak performance, regular maintenance is essential. This section covers:

- Cleaning the Vacuum: Steps on how to clean the vacuum's exterior and interior components.
- Emptying the Dust Cup: Instructions on how to properly empty and clean the dust cup to maintain suction power.
- Washing Filters: Detailed instructions on how to wash and replace filters, including the recommended frequency for cleaning.

4. Troubleshooting

Even the best vacuum can encounter issues. The troubleshooting section helps users identify common problems and their solutions:

- **Loss of Suction:** Tips on what to check if the vacuum loses suction, such as clogged hoses or a full dust cup.
- **Brush Roll Not Spinning:** Guidance on resolving issues with the brush roll, including checking for blockages or motor issues.
- **Overheating:** Information on how to prevent overheating and what to do if the vacuum shuts off unexpectedly.

5. Safety Information

Safety is paramount when using any electrical appliance. The manual includes an important section on safety, which covers:

- **Electrical Safety:** Guidelines on how to safely plug in and operate the vacuum without risk of electrical hazards.
- **Proper Use:** Recommendations on how to use the vacuum safely, including avoiding vacuuming liquids or large debris.
- **Maintenance Safety:** Tips on how to safely perform maintenance tasks, such as cleaning filters and emptying the dust cup.

Benefits of Using the Shark Rocket Vacuum

Using the Shark Rocket vacuum cleaners offers several benefits that enhance the cleaning experience:

1. Enhanced Cleaning Efficiency

With powerful suction and a variety of attachments, the Shark Rocket vacuum allows users to clean various surfaces efficiently. Whether you're dealing with carpets, hardwood floors, or upholstery, the vacuum's versatility ensures thorough cleaning.

2. Improved Indoor Air Quality

The vacuum's advanced filtration system helps capture allergens and dust particles, improving indoor air quality. This is particularly beneficial for allergy sufferers and pet owners, as the vacuum effectively removes pet hair and dander.

3. Space-Saving Design

The lightweight and slim profile of the Shark Rocket vacuum makes it easy to store. Its design allows it to fit in small spaces, making it an ideal choice for those with limited storage.

4. Cost-Effective Maintenance

With washable filters and a durable construction, the Shark Rocket vacuum is designed for longevity. Regular maintenance, as outlined in the Professional Manual, allows users to save on replacement costs while ensuring the vacuum remains in top condition.

Conclusion

The **Shark Rocket Professional Manual** is an invaluable resource for anyone looking to get the most out of their Shark Rocket vacuum cleaner. By following the instructions and recommendations provided in the manual, users can ensure optimal performance and longevity of their device. With its lightweight design, powerful suction, and versatile cleaning capabilities, the Shark Rocket series stands out as a top choice for efficient home cleaning. Whether you're a first-time user or a seasoned pro, familiarizing yourself with the manual will undoubtedly enhance your cleaning experience and help maintain a cleaner, healthier home.

Frequently Asked Questions

What are the key features of the Shark Rocket Professional Manual vacuum?

The Shark Rocket Professional Manual vacuum features a lightweight design, powerful suction, a HEPA filter to trap allergens, and a double clean technology with a brush roll for deep cleaning on carpets and hard floors.

How do you maintain the Shark Rocket Professional Manual vacuum?

To maintain the Shark Rocket Professional Manual vacuum, regularly empty the dust cup, check and clean the filters, inspect the brush roll for tangled hair, and ensure the hose and attachments are clear of debris.

Is the Shark Rocket Professional Manual vacuum suitable for pet owners?

Yes, the Shark Rocket Professional Manual vacuum is excellent for pet owners as it includes specialized attachments designed to effectively remove pet hair and dander from various surfaces.

Can the Shark Rocket Professional Manual vacuum be used on all floor types?

Yes, the Shark Rocket Professional Manual vacuum is versatile and can be used on carpets, hardwood, tile, and upholstery, making it suitable for a variety of floor types.

How does the suction power of the Shark Rocket Professional Manual compare to other vacuums?

The Shark Rocket Professional Manual vacuum is known for its strong suction power, which is comparable to many full-sized vacuums, allowing it to pick up dirt and debris effectively.

What is the weight of the Shark Rocket Professional Manual vacuum?

The Shark Rocket Professional Manual vacuum weighs approximately 8 pounds, making it easy to maneuver and carry around the home.

Does the Shark Rocket Professional Manual vacuum come with a warranty?

Yes, the Shark Rocket Professional Manual vacuum typically comes with a 5-year limited warranty, covering defects in materials and workmanship.

Are there any specific cleaning tips for using the Shark Rocket Professional Manual vacuum?

For optimal performance, it's recommended to vacuum slowly to allow the suction to pick up more dirt, use the appropriate attachments for different surfaces, and regularly clean the filters and brush roll.

Find other PDF article:






<https://soc.up.edu.ph/01-text/pdf?ID=KkB84-5398&title=2010-camaro-v6-engine-diagram.pdf>

Shark Rocket Professional Manual

□□□□□□AGV□ARAI□SHOEI□SHARK - Mobile01

Jan 21, 2015 · AGV ARAI SHOEI SHARK

AGV ARAI SHOEI SHARKCP
...(1)

Aug 18, 2023 ·                                                                                         

shark -

SharkTek
Shark1998

Card Shark - 11

Card Shark 18

BYD SHARK ...

Shark 38.66~41.65 Shark

Shark -

Shark Ultra7 265K RTX4090D 64GB DDR5 2TB
Z890 4 M.2 SSD 4 DDR5 192GB DDR5 6400 WiFi7.

SHARK D-SKWAL 2 NANO

Sep 29, 2023 · ESP D-SKWAL 2 ESP SHARK ...

shark - Mobile01

Feb 16, 2022 · shark cp shoei arai 8 shark
shark

2023 AGV...

[illegible][illegible]

1973 2014
...

AGV ARAI SHOEI SHARK - Mobile01

Jan 21, 2015 · AGV ARAI SHOEI SHARK AGV ...

Aug 18, 2023 · ...

shark -

Shark Tek ...

Card Shark -
Card Shark 18 ...

BYD SHARK ...
Shark 38.66~41.65 Shark ...

Discover the Shark Rocket Professional Manual for expert tips and tricks. Enhance your cleaning efficiency and maximize your vacuum's potential. Learn more!

[Back to Home](#)