













# Short Vowel Worksheets For Kindergarten

Name _____		
Short Vowels		
What is the short vowel sound? Color.		
 <div><div>a</div><div>e</div></div>	 <div><div>i</div><div>u</div></div>	 <div><div>u</div><div>a</div></div>
 <div><div>u</div><div>a</div></div>	 <div><div>o</div><div>a</div></div>	 <div><div>a</div><div>e</div></div>
 <div><div>o</div><div>e</div></div>	 <div><div>e</div><div>i</div></div>	 <div><div>o</div><div>u</div></div>
 <div><div>a</div><div>e</div></div>	 <div><div>u</div><div>o</div></div>	 <div><div>i</div><div>o</div></div>

Short vowel worksheets for kindergarten are essential tools in early childhood education. They play a vital role in helping young learners develop their phonemic awareness and reading skills. Short vowels are the sounds produced when the vowel letters (a, e, i, o, u) are pronounced in a quick and relaxed manner, which is crucial for children as they begin their journey into literacy. This article will explore the importance of short vowel worksheets, their various types, effective strategies for using them, and tips for parents and educators to enhance learning experiences.

## Understanding Short Vowels

Short vowels are foundational elements of phonics instruction. They are the sounds that the vowels make when they are in a closed syllable, typically followed by one or more consonants. For example:

- A as in "cat"
- E as in "bed"
- I as in "sit"
- O as in "hot"
- U as in "cup"

Recognizing and pronouncing these sounds correctly is crucial for young learners, as they form the basis for reading more complex words later on.

## **The Importance of Short Vowel Worksheets**

Short vowel worksheets are designed to reinforce students' understanding of these sounds through various activities and exercises. The importance of these worksheets can be summarized in the following points:

1. **Phonemic Awareness:** They help children become aware of the sounds that vowels produce, which is necessary for successful reading.
2. **Reading Skills Development:** Worksheets provide practice in decoding words, which is key to developing reading fluency.
3. **Engagement:** Many worksheets incorporate fun activities, keeping children engaged and motivated to learn.
4. **Assessment:** Educators can use these worksheets to assess a child's comprehension of short vowel sounds and identify areas that may need further instruction.

## **Types of Short Vowel Worksheets**

There are various types of short vowel worksheets that cater to different learning styles and objectives. Here are some common types:

### **1. Coloring Worksheets**

Coloring worksheets combine art with learning. Children can color pictures of items that contain short vowel sounds. For example, a worksheet might feature a cat, bed, and bug, allowing the child to color each image while learning the corresponding short vowel sound.

### **2. Fill-in-the-Blank Worksheets**

These worksheets provide sentences with missing short vowel sounds. Children must fill in the blanks with the appropriate letters to complete the words. For instance, "The \_at is on the mat" encourages students to recognize the short vowel "a."

### **3. Matching Worksheets**

Matching worksheets require children to connect pictures with the correct words or short vowel sounds. For example, a child might draw lines between images of a dog, cat, and sun to their respective words, reinforcing vocabulary and sound recognition.

### **4. Word Search and Crossword Puzzles**

These activities challenge children to find and identify words containing short vowels. Word searches can include a list of words that contain short vowel sounds, while crosswords can provide clues based on short vowel words, encouraging critical thinking.

## **Effective Strategies for Using Short Vowel Worksheets**

To maximize the effectiveness of short vowel worksheets in the classroom or at home, consider the following strategies:

### **1. Integrating Multi-Sensory Activities**

Combining worksheets with hands-on activities can enhance learning. For example, after completing a worksheet, children can create a collage of images representing short vowel words. This multi-sensory approach helps reinforce their understanding.

### **2. Group Work and Peer Learning**

Encouraging children to work in pairs or small groups can facilitate peer learning. They can discuss the answers to their worksheets, share strategies for remembering short vowel sounds, and help each other with difficult words.

### **3. Incorporating Technology**

Digital worksheets and educational apps can provide interactive experiences for children. Many online resources offer short vowel games and activities that make learning fun and engaging while allowing for immediate feedback.

### **4. Consistent Practice**

Regular practice is key to mastery. Set aside a specific time each day for short vowel practice, using a mix of worksheets and other activities. Consistency helps reinforce their learning and builds

confidence.

## **Tips for Parents and Educators**

Parents and educators can take several steps to enhance the effectiveness of short vowel worksheets and support children's learning:

### **1. Create a Positive Learning Environment**

Ensure that children feel comfortable and motivated to learn. A positive environment encourages them to take risks with their learning and feel confident in their abilities.

### **2. Use Real-Life Examples**

Relate short vowel sounds to real-life examples that children encounter daily. For instance, point out short vowel words in books, signs, and conversations, reinforcing their understanding outside of worksheets.

### **3. Celebrate Achievements**

Recognize and celebrate milestones in learning. Whether a child successfully identifies short vowel sounds or completes a worksheet, acknowledging their accomplishments boosts their motivation and self-esteem.

### **4. Tailor Worksheets to Individual Needs**

Different children may have varying levels of understanding and skill. Customize worksheets to meet individual needs—some may require more practice with specific sounds, while others may be ready for more challenging activities.

## **Conclusion**

In conclusion, short vowel worksheets for kindergarten are invaluable tools in early literacy education. They provide vital practice in recognizing and pronouncing short vowel sounds, which are essential for reading development. Through a variety of engaging activities, these worksheets help children build phonemic awareness, develop reading skills, and foster a love for learning. By integrating effective strategies, creating a supportive learning environment, and tailoring instruction to meet individual needs, parents and educators can significantly enhance the impact of these worksheets. As children master short vowel sounds, they lay a strong foundation for future literacy success, opening the door

to a world of reading and learning possibilities.

## **Frequently Asked Questions**

### **What are short vowel worksheets for kindergarten?**

Short vowel worksheets for kindergarten are educational resources designed to help young learners recognize and practice the sounds of short vowels (a, e, i, o, u) through various activities like matching, filling in blanks, and phonetic exercises.

### **Why are short vowel worksheets important for early literacy?**

Short vowel worksheets are important for early literacy because they help children develop phonemic awareness, which is crucial for reading and spelling. Understanding short vowel sounds lays the foundation for decoding words.

### **What types of activities can be found in short vowel worksheets?**

Activities in short vowel worksheets may include word searches, matching pictures to words, filling in missing vowels, and sorting words based on vowel sounds, all aimed at reinforcing short vowel recognition.

### **How can teachers effectively use short vowel worksheets in the classroom?**

Teachers can use short vowel worksheets by incorporating them into lesson plans, using them as independent practice, or as a part of small group activities, allowing children to work at their own pace while receiving guidance.

### **Where can parents find short vowel worksheets for home practice?**

Parents can find short vowel worksheets for home practice on educational websites, printable resource sites, or platforms like Teachers Pay Teachers, where educators share their materials.

### **How can short vowel worksheets be adapted for diverse learners?**

Short vowel worksheets can be adapted for diverse learners by providing varying levels of difficulty, incorporating visual aids, offering hands-on activities, or using digital tools to engage students who may need additional support.

Find other PDF article:

<https://soc.up.edu.ph/06-link/files?docid=Hbr08-7979&title=ap-psychology-study-guide.pdf>

# [Short Vowel Worksheets For Kindergarten](#)

## **Use Google Drive for desktop**

To find your files in Drive, search in Drive for desktop. When you search in Drive for desktop, rather than in ...

## **Google Drive Help**

Official Google Drive Help Center where you can find tips and tutorials on using Google Drive and other answers to ...

## **Como usar o Google Drive - Computador - Ajuda do Googl...**

Como usar o Google Drive Quer usar os recursos avançados do Google Workspace na sua empresa? Teste o ...

## *Upload files & folders to Google Drive*

Upload files & folders to Google Drive Want advanced Google Workspace features for your business? Try ...

## **Install Drive for desktop - Google Workspace Learning C...**

Get started with Drive for Google Workspace Install Drive for desktop You can find and open your files from ...

## *Freebirds World Burrito | Texas' No. 1 Burrito*

Freebirds World Burrito - Texas fast-casual burrito joint with craveable proteins grilled in-house by master grillers. Texas' No. 1 Burrito.

## *Freebirds World Burrito menu - Schertz TX 78154 - (210) 879-1046*

Restaurant menu, map for Freebirds World Burrito located in 78154, Schertz TX, 14975 IH 35 N.

## Freebirds World Burrito Menu and Prices - Menu With Price

Up-to-date prices and Freebirds World Burrito menu. Choose a desirable burrito of your favorite filling. Taste tacos, quesadillas, and nachos.

## *Freebirds World Burrito Reviews | Read Customer Service ...*

Freebirds World Burrito has 46 locations on Yelp across the US. Read below to see the top rated Freebirds World Burrito businesses on Yelp and their customer service rating.

## *Place Catering Order - Freebirds World Burrito*

Freebirds World Burrito Can we use your location? We want to show you the most accurate menu selections, availability and pricing for your location. To do this, select "allow" when your ...

## **Freebirds World Burrito - Facebook**

When the burrito hit the spot, but dessert is calling your name...🍰 Stacy Parisi 🍰 1 Freebirds World Burrito at Freebirds World Burrito. Jun 15🍰🍰🍰 Big burritos for the big guy. Place your order: ...

## Freebirds World Burrito - Menu With Prices

Freebirds World Burrito Nutrition Facts Ancho Salad Dressing 260 Cals - 0g Protein - 28g Fat

## *Freebirds World Burrito Menu Prices With Calories [Updated 2025]*

Jan 1, 2025 · Freebirds World Burrito prides itself on offering a vibrant and welcoming atmosphere where people can enjoy their favorite Tex Mex food. Their menu includes a variety ...

#### *Freebirds World Burrito - Menu*

With our menu of endless customizable options, Freebirds is Texas' No. 1 Burrito®. Create your own masterpiece with more than 31 different combinations of sauces, freebies, and premium ...

#### **Freebirds World Burrito - 928 Reviews - Restaurants in Schertz, ...**

Read 928 customer reviews of Freebirds World Burrito, one of the best Restaurants businesses at 14975 Interstate 35 Frontage Rd #101, Ste 101, Schertz, TX 78154 United States. Find ...

Enhance your child's learning with our engaging short vowel worksheets for kindergarten! Fun activities to boost phonics skills. Discover how to help them excel!

[Back to Home](#)