









Short Vowel Sounds Worksheet

PHONICS
SHORT VOWELS

Say it	Trace it	Write it
	d  g d __ g	
	p  g p __ g	
	c  t c __ t	
	b  d b __ d	

© readingvine.com. For Personal and Education Use Only.

Short vowel sounds worksheet is an essential educational tool for teachers and parents aiming to enhance young learners' phonetic skills. In the realm of early childhood education, mastering vowel sounds is crucial as they form the foundation of reading and writing. This article will explore the importance of short vowel sounds, how to create effective worksheets, various activities that can accompany the worksheets, and tips for assessing student progress.

The Importance of Short Vowel Sounds

Short vowels are the sounds that vowels make when they are pronounced in their most basic form. In English, the short vowel sounds correspond to the following letters: A, E, I, O, and U. Each of these letters has a distinct short sound that is critical for pronunciation and spelling.

Why Focus on Short Vowel Sounds?

1. **Foundation for Reading:** Short vowels are integral to phonics instruction. They help children decode words, which is essential for reading fluency.
2. **Spelling Skills:** Understanding short vowel sounds aids in spelling common words, thereby enhancing writing skills.
3. **Language Development:** Short vowel sounds contribute to a child's overall language development, improving their ability to communicate effectively.
4. **Phonemic Awareness:** Working with short vowel sounds fosters phonemic awareness, which is the ability to hear, identify, and play with individual sounds in words.

Creating an Effective Short Vowel Sounds Worksheet

An effective short vowel sounds worksheet should be engaging, educational, and appropriate for the age group it is targeting. Here are some steps to follow when creating a worksheet:

1. Choose the Focused Short Vowel Sound

Decide which short vowel sound you want to emphasize in the worksheet. For example, you might choose the short "a" sound, which is found in words like "cat," "bat," and "hat."

2. Design Engaging Activities

Include a variety of activities that cater to different learning styles. Here are some activity ideas:

- **Word Matching:** Create a list of words with the targeted short vowel sound and a separate list of images. Ask students to match the words to the correct images.
- **Fill in the Blanks:** Provide sentences with missing short vowel words and have students fill in the blanks. For instance, "The c_t sat on the m_t."
- **Sorting Activity:** Include a section where students sort words into groups based on their short vowel sounds. For example, separate words with short "a," "e," and "i" sounds.

3. Incorporate Visuals

Visuals can enhance learning by providing context. Include images that represent the words being studied. For example, if the focus is on the short "o" sound, include pictures of "dog," "log," and "frog."

4. Use Clear and Simple Instructions

Ensure that the instructions are straightforward and easy for young learners to understand. Use simple language and clear formatting to guide students through the activities.

5. Provide a Variety of Exercises

Incorporate different types of exercises to keep students engaged. Here are a few examples:

- Circle the Short Vowel: Present a list of words and have students circle the short vowel sound in each word.
- Rhyming Words: Ask students to write down three words that rhyme with a given word that contains a short vowel.
- Crossword Puzzles: Create a crossword puzzle where the clues are definitions of words with short vowel sounds.

Activities to Complement Short Vowel Sounds Worksheets

While worksheets are valuable, hands-on activities can reinforce learning and make phonics fun. Here are some engaging activities to complement short vowel sounds worksheets:

1. Phonetic Games

Games can make learning short vowel sounds enjoyable. Consider playing:

- Vowel Sound Bingo: Create bingo cards with images and words that feature short vowel sounds. Call out the sounds, and students can mark the corresponding images on their cards.
- Sound Hunt: Have students search the classroom or their homes for objects that contain short vowel sounds. They can bring them in and share their findings.

2. Story Time with Short Vowel Focus

Choose books that emphasize short vowel sounds and read them aloud in class. Discuss the words used, and encourage students to identify the short vowel sounds as you read.

3. Craft Activities

Integrate arts and crafts by having students create a "short vowel sound book." They can illustrate pages for words that start with a specific short vowel sound. For example, a book page for short "e" could include images of a "pen," "hen," and "ten."

4. Interactive Online Resources

Leverage technology by using interactive online tools and games that focus on short vowel sounds. Many educational websites offer phonics games that can reinforce what students learn through worksheets.

Assessing Student Progress

To determine how well students are grasping short vowel sounds, regular assessment is essential. Here are some methods to assess their understanding:

1. Observation

Monitor students during activities and group discussions to see if they can correctly identify and pronounce short vowel sounds.

2. Quizzes and Tests

Administer short quizzes that focus on short vowel sounds. These can include listening exercises where students must identify the correct sound or spelling tests where they write words with specific short vowels.

3. Portfolio Assessment

Collect students' worksheets and projects over time to create a portfolio. This will allow you to track their progress and identify areas where they may need additional support.

4. Student Self-Assessment

Encourage students to reflect on their learning by asking them to assess their understanding of short vowel sounds. This can be through simple questions like, "What was easy for you?" or "What do you want to learn more about?"

Conclusion

A short vowel sounds worksheet is a valuable resource for educators and parents dedicated to helping children develop their phonetic skills. By focusing on the importance of short vowels, creating engaging worksheets, incorporating hands-on activities, and assessing progress effectively, we can foster a love for reading and writing in young learners. As students gain confidence in their understanding of short vowel sounds, they will build a solid foundation for future literacy skills, paving the way for their academic success.

Frequently Asked Questions

What are short vowel sounds?

Short vowel sounds are the sounds made by the vowels A, E, I, O, and U when they are pronounced in a short and clipped manner, typically as in 'cat', 'bed', 'sit', 'hot', and 'cup'.

How can a short vowel sounds worksheet help children learn?

A short vowel sounds worksheet can help children identify and practice the pronunciation of short vowel sounds through engaging activities such as matching, filling in the blanks, and reading exercises, enhancing their phonemic awareness.

What types of activities are commonly found in short vowel sounds worksheets?

Common activities include word sorting, matching words with pictures, fill-in-the-blank sentences, and phonics games that focus on identifying and using short vowel sounds.

At what age should children start using short vowel sounds worksheets?

Children typically start using short vowel sounds worksheets around ages 4 to 6, as they begin to develop reading skills and phonetic awareness in early childhood education.

Can short vowel sounds worksheets be used for ESL students?

Yes, short vowel sounds worksheets can be very effective for ESL students as they provide a structured way to practice pronunciation and improve their understanding of English phonetics.

Where can I find free short vowel sounds worksheets?

Free short vowel sounds worksheets can be found on various educational websites, teacher resource blogs, and platforms like Teachers Pay Teachers, as well as printable worksheet repositories.

Find other PDF article:

<https://soc.up.edu.ph/46-rule/Book?ID=Ehu98-7013&title=peo-model-in-occupational-therapy.pdf>

[Short Vowel Sounds Worksheet](#)

Home Page [www.sharepointcu.com]

At SharePoint Credit Union, we offer rewarding careers where you can thrive, support members' financial goals, and be part of a collaborative team. Join our growing team.

[Sharepoint Credit Union - 3 Locations, Hours, Phone Numbers](#)

Sharepoint CU - Find branch locations near you. Full listings with hours, contact info, Services, Routing Numbers, Membership Eligibility, reviews and more. (HQ: Hopkins, MN)

[Sharepoint Credit Union - MapQuest](#)

Sharepoint Credit Union is a financial institution based in Hopkins, MN, offering a range of banking services to its members. With a focus on community involvement and member satisfaction, ...

SharePoint Credit Union - 6 Locations

Your go-to guide for all SharePoint Credit Union Locations branches and ATMs, updated for July 2025. Easy access to banking wherever you are.

Sharepoint Credit Union - Hopkins, MN 55343 - The Real Yellow ...

Get reviews, hours, directions, coupons and more for Sharepoint Credit Union. Search for other Credit Unions on The Real Yellow Pages®.

Online and Mobile Banking - sharepointcu.com

Pay bills, deposit checks, transfer funds, locate a branch or ATM, even apply for a Visa or Vehicle Loan, managing your finances is easy with SharePoint CU's Mobile Banking app.

SHAREPOINT CREDIT UNION

Opened 92 years ago in 1933, SHAREPOINT CREDIT UNION has about 21,919 members and employs 54 full and part-time employees offering various banking and financial related services ...

SharePoint Credit Union

About Credit Unions. Copyright Minnesota Credit Union Network. All Rights Reserved. If you are using a screen reader and are having problems using this website email support@mncun.org for ...

Sharepoint Credit Union in Hopkins, Minnesota (MN)

Organization representatives - add corrected or new information about Sharepoint Credit Union »
First Name: Last Name: Your position at this organization: E-mail (will not be displayed publicly) ...

Sharepoint Credit Union Hopkins, Mn 55437

Sharepoint CU has 0 locations in Hopkins,MN. Find the hours of operation, ATM access availability, lobby hours along with map and directions right here.

What Does the Cranium (Skull) Do? Anatomy, Function, Conditions

Aug 1, 2021 · The main function of the cranium is to protect the brain, which includes the cerebellum, cerebrum, and brain stem. It also gives a surface for the facial muscles to attach to.

chapter 9 fill in blanks Flashcards | Quizlet

Study with Quizlet and memorize flashcards containing terms like The eight bones that cover and protect the brain are the:, The _____ serves the posterior hard palate and the posterior lingual

gingiva:, ____ pertains to structures that are closest to the inner cheek: and more.

Cranial Bones - Names, Anatomy, Location & Labeled Diagram

These are called cranial bones, collectively referred to as the neurocranium or braincase. Some of these bones are flat, while some are irregular. As stated, the neurocranium encloses and protects the brain and forms the shape of the head. It is located at the top of the head.

12.2: Support and Protection of the Brain - Medicine LibreTexts

Superficially, the skin of the scalp and bones of the skull create the first layer of protection. Deep to these layers, the meninges (represented by the dura mater, arachnoid mater and pia mater) cover and partition the brain.

Human Skull Anatomy - Cleveland Clinic

Feb 28, 2025 · Your skull is the part of your skeleton that holds and protects your brain. It also holds or supports several of your main sensory organs, like your eyes, ears, nose, tongue and more.

Understanding the Skull: How Bones Protect the Brain

May 26, 2025 · Its primary role is to protect the brain from external forces that could cause severe injury. The cranium is designed with a thick, rounded shape to distribute the force of impacts, reducing the risk of brain injury.

[FREE] What bone protects the brain? - brainly.com

Apr 22, 2025 · The cranium is the bone that protects the brain, consisting of several fused bones including the frontal, parietal, and occipital bones. It provides structural support and shields the brain from physical harm.

The Skull: Function, Composition, Health Problems, and More

Sep 17, 2024 · All the various skull bone parts come together to serve two major purposes. First, the skull surrounds and protects the brain, brainstem, and eyes. In addition, the skull provides the structure...

Cranial Bones: Function and Anatomy, Diagram, Conditions, ...

May 25, 2018 · Your cranial bones are eight bones that make up your cranium, or skull, which supports your face and protects your brain. We'll go over each of these bones and where they're located.

A Guide to the Bones of the Cranium: Anatomy Explained

Mar 24, 2025 · The cranium or skull is the uppermost part of the axial skeleton and plays an important role in protecting the brain and supporting the face. It is composed of 22 bones divided into two primary regions: the neurocranium which houses and protects the brain and the viscerocranium which forms the face.

Enhance your child's reading skills with our engaging short vowel sounds worksheet. Perfect for young learners! Discover how to make learning fun today!

[Back to Home](#)