






# Sequencing Events Worksheets For Grade 4

NAME \_\_\_\_\_


## SEQUENCING


1. Can you help me put the events of "My First Plant" in a sequence? Write the numbers in the correct order of the sequence in the space below the pictures.



2. Complete the table by putting the right number according to the sequence.

She thought of getting her a nice necklace, but she did not have enough money to buy one.	
One day, Betty decided that she wanted to surprise her mom on her birthday.	
Then she thought she could take her out to lunch, but that would not really be a surprise.	
Finally, Betty's cake was ready, and it was delicious. Her mom was very happy that Betty made it herself. She hugged Betty and said, "Thank you for the best birthday present ever!"	
So, Betty decided to bake a special chocolate cake for her mom. It took her a long time, but she declared happily, "Mom loves chocolate!"	



Scan Here For Digital Version. 

Sequencing events worksheets for grade 4 are essential educational tools designed to enhance students' comprehension skills and logical thinking. As children progress through their academic journey, the ability to sequence events accurately becomes critical, not only for understanding narratives but also for grasping scientific processes and historical timelines. This article will explore the importance of sequencing in education, the types of worksheets available, and tips for effectively using these resources in the classroom or at home.

# Why Sequencing is Important for Grade 4 Students

Sequencing is the ability to arrange events in the order they occur. This skill is crucial for a variety of reasons:

- **Improves Comprehension:** Understanding the order of events helps students grasp the main ideas of a story or a process.
- **Enhances Critical Thinking:** Sequencing encourages students to analyze information and make connections between events.
- **Develops Writing Skills:** Learning to sequence events aids in structuring narratives and essays effectively.
- **Supports Problem-Solving:** Sequencing is a key component in solving math problems and understanding scientific experiments.

## Types of Sequencing Events Worksheets

Sequencing events worksheets for grade 4 come in various formats and styles, catering to different learning needs and preferences. Here are some common types:

### 1. Story Sequencing Worksheets

Story sequencing worksheets typically involve a short story or a passage followed by a series of

events that students must arrange in chronological order. These worksheets may include:

- Illustrations to aid visual learners.
- Multiple-choice options for younger students.
- Open-ended questions that require students to explain their reasoning.

## **2. Graphic Organizers**

Graphic organizers are visual representations that help students organize information. Sequencing graphic organizers might include:

- Flowcharts for depicting the sequence of events.
- Timelines for historical events.
- Story maps that outline the beginning, middle, and end of a narrative.

## **3. Science Experiment Sequencing Worksheets**

These worksheets focus on the steps involved in scientific experiments. Students are asked to sequence the actions taken during an experiment, which reinforces their understanding of scientific methods. Key features may include:

- Clear descriptions of each step.
- Diagrams to visualize processes.
- Questions that prompt students to reflect on what they learned.

## **4. Historical Sequencing Worksheets**

These worksheets help students learn about historical events by arranging them in chronological order.

They may include:

- Significant dates and events.
- Biographies of historical figures.
- Maps that show the progression of events over time.

## **How to Use Sequencing Events Worksheets Effectively**

To maximize the benefits of sequencing events worksheets, educators and parents can follow these tips:

### **1. Introduce the Concept Clearly**

Before presenting worksheets, take the time to explain what sequencing is and why it matters. Use real-life examples, such as describing the steps involved in getting ready for school or cooking a meal.

### **2. Start with Simple Activities**

Begin with worksheets that feature fewer events or simpler narratives. As students become more comfortable with sequencing, gradually introduce more complex materials.

### **3. Encourage Collaboration**

Allow students to work in pairs or small groups to complete worksheets. This encourages discussion and helps them learn from each other's thought processes.

## **4. Incorporate Technology**

Use digital tools and apps that offer interactive sequencing activities. Many educational websites provide engaging platforms for students to practice sequencing in a fun way.

## **5. Provide Feedback**

After students complete the worksheets, go over the answers together. Discuss any mistakes and encourage students to explain their reasoning. This helps solidify their understanding of sequencing.

# **Benefits of Sequencing Events Worksheets**

Sequencing events worksheets offer several advantages for grade 4 students:

## **1. Builds Confidence**

As students practice sequencing, they gain confidence in their reading and comprehension skills. Successfully completing worksheets can boost their self-esteem and motivate them to tackle more challenging tasks.

## **2. Enhances Vocabulary**

Many sequencing activities incorporate new vocabulary words. As students learn to sequence, they also expand their language skills, which is crucial for effective communication.

### 3. Provides a Foundation for Future Learning

Mastering sequencing lays the groundwork for more advanced subjects, such as writing essays and understanding complex scientific theories. It is a foundational skill that supports academic success across various disciplines.

## Where to Find Sequencing Events Worksheets

There are numerous resources available for educators and parents looking for sequencing events worksheets for grade 4. Here are some recommended sources:

- **Educational Websites:** Websites like Education.com, Teachers Pay Teachers, and Scholastic offer a variety of sequencing worksheets tailored to different grade levels.
- **Library Resources:** Check local libraries for workbooks and materials that focus on reading comprehension and sequencing.
- **Printable Worksheets:** Websites such as K12Reader and Super Teacher Worksheets provide free or low-cost printable options.
- **Apps and Online Games:** Many educational apps offer interactive sequencing games that make learning fun and engaging.

## Conclusion

In conclusion, **sequencing events worksheets for grade 4** are invaluable tools that support students' learning and development. By enhancing comprehension skills, encouraging critical thinking, and fostering effective communication, these worksheets play a significant role in a child's educational journey. By using a variety of worksheets and incorporating technology, educators and parents can create an engaging learning environment that promotes mastery of this essential skill. With practice and guidance, grade 4 students can become proficient at sequencing events, paving the way for future academic success.

## **Frequently Asked Questions**

### **What are sequencing events worksheets for grade 4?**

Sequencing events worksheets for grade 4 are educational resources designed to help students practice the skill of arranging events in the order they occur. These worksheets often include stories or scenarios where students must identify and number the events sequentially.

### **How do sequencing events worksheets benefit grade 4 students?**

These worksheets enhance reading comprehension, logical thinking, and narrative skills by encouraging students to understand the flow of a story or process, which is essential for effective communication and writing.

### **What types of activities are included in sequencing events worksheets for grade 4?**

Activities may include matching events to their correct sequence, filling in blanks to complete a timeline, drawing pictures to represent events, or writing short summaries of sequences in their own words.

### **How can teachers effectively use sequencing events worksheets in the**

## **classroom?**

Teachers can introduce these worksheets during reading lessons, use them as part of group activities, or assign them as homework to reinforce the concept of sequencing in various contexts, such as stories, historical events, or scientific processes.

## **Are there digital sequencing events worksheets available for grade 4?**

Yes, many educational websites offer digital sequencing events worksheets that can be completed online, providing interactive elements such as drag-and-drop features and instant feedback, which can enhance student engagement.

## **Can sequencing events worksheets be adapted for students with different learning needs?**

Absolutely! Worksheets can be modified by simplifying language, providing visual aids, or incorporating interactive elements to suit diverse learning styles and ensure all students can participate effectively.

## **What are some examples of stories suitable for sequencing events worksheets for grade 4?**

Examples include fairy tales, fables, and age-appropriate chapter books. Stories with clear beginnings, middles, and ends, such as 'The Three Little Pigs' or 'Goldilocks and the Three Bears,' work well for this activity.

## **How can parents support their children with sequencing events at home?**

Parents can engage their children in storytelling activities, ask them to retell stories in order, or use everyday activities as a way to practice sequencing, such as describing the steps of making a sandwich or getting ready for school.



# What are common challenges students face with sequencing events worksheets?

Students may struggle with understanding the concept of sequence, especially with complex narratives. They might also have difficulty identifying key events or distinguishing between main and minor events in a story.

Find other PDF article:

<https://soc.up.edu.ph/53-scan/pdf?dataid=uUG94-7998&title=shenzhen-haijian-technology-co-ltd.pdf>

## Sequencing Events Worksheets For Grade 4

### *About - Google Maps*

Discover the world with Google Maps. Experience Street View, 3D Mapping, turn-by-turn directions, indoor maps and more across your devices.

### Acerca de - Google Maps

Descubre el mundo con Google Maps. Prueba Street View, los mapas 3D, las indicaciones detalladas, los mapas de interiores y más desde cualquier dispositivo.

### Google Maps

Explore places, get directions, and access real-time updates on traffic and public transportation with Google Maps.

### **Informazioni - Google Maps**

Scopri il mondo con Google Maps. Prova Street View, la creazione di mappe in 3D, le indicazioni stradali passo passo, le mappe di interni e molto altro su tutti i tuoi dispositivi.

### Over - Google Maps

Ontdek de wereld met Google Maps. Gebruik Street View, 3D-kaartgegevens, stapsgewijze routebeschrijvingen, plattegronden van gebouwen en meer op al je apparaten.

### **Über Google Maps**

Google Assistant ist jetzt in Google Maps verfügbar. Damit kannst du bei der Fahrt Nachrichten verschicken, Anrufe starten, deine Playlist steuern oder Hilfe per Sprachbefehl erhalten.

### **Privacy - Street View - Google Maps**

Google Maps with Street View lets you explore places around the world through 360-degree, panoramic, and street-level imagery. You can check out restaurants, plan your next trip or ...

### **À propos de Google Maps**

Partez à la découverte du monde avec Google Maps. Essayez Street View, la cartographie 3D, la

navigation détaillée, les cartes intérieures et bien plus, sur tous vos appareils.

#### *Datenschutz – Street View – Google Maps*

Google Maps mit Street View bietet Ihnen die Möglichkeit, Orte auf der ganzen Welt in einer 360-Grad-Panoramaansicht auf Straßenebene zu erkunden. Sie können Restaurants besuchen, ...

#### **Street View-Fotos stammen aus zwei verschiedenen Quellen**

Inhalte von Google sind mit dem Zusatz "Street View" oder "Google Maps" versehen. Gesichter und Autokennzeichen werden auf unseren Bildern automatisch unkenntlich gemacht.

#### Log Into Facebook

Log into Facebook to connect and share with friends, family, and people you know.

#### **Login and Password | Facebook Help Center**

Login, Recovery and Security Login and Password Find out what to do if you're having trouble logging in, or learn how ...

#### **Account Recovery | Facebook Help Center**

Guidance on logging into Facebook and resolving login issues.

#### **Log into your Facebook account | Facebook Help Center**

How to log into your Facebook account using your email, phone number or username.

#### Classified Items For Sale in Brisbane, Queensland, Australi...

New and used Classifieds for sale in Brisbane, Queensland, Australia on Facebook Marketplace. Find great deals ...

Unlock your students' potential with our engaging sequencing events worksheets for grade 4. Enhance their comprehension skills today! Learn more now!

[Back to Home](#)