

















Sense Of Touch Worksheet For Preschool

The Sense of Touch

Identify which of the two objects each touch adjective describes and circle the correct star.

<p>soft</p> <p><input type="radio"/>  <input type="radio"/> </p>	<p>hard</p> <p><input type="radio"/>  <input type="radio"/> </p>
<p>rough</p> <p><input type="radio"/>  <input type="radio"/> </p>	<p>smooth</p> <p><input type="radio"/>  <input type="radio"/> </p>
<p>cold</p> <p><input type="radio"/>  <input type="radio"/> </p>	<p>hot</p> <p><input type="radio"/>  <input type="radio"/> </p>
<p>sticky</p> <p><input type="radio"/>  <input type="radio"/> </p>	<p>prickly</p> <p><input type="radio"/>  <input type="radio"/> </p>

Teaching Resources @ www.tutoringhour.com

Sense of touch worksheet for preschool is an essential educational tool that helps young learners explore the world around them through tactile experiences. The sense of touch is one of the first senses to develop in infants and plays a crucial role in how children interact with their environment. By using a well-designed worksheet focused on this sensory experience, preschool educators can engage children in various activities that enhance their understanding of textures, temperatures, and the physical properties of objects. In this article, we will explore the importance of the sense of touch, how to create effective worksheets, and various activities that can be included to make learning fun and engaging.

Understanding the Sense of Touch

The sense of touch is vital for preschoolers as it helps develop their cognitive and motor skills. It allows children to:

- Recognize different textures and materials
- Develop fine motor skills through manipulation of objects
- Enhance their vocabulary related to physical sensations
- Understand concepts such as hot and cold, hard and soft
- Gain awareness of their own bodies and how they interact with the environment

By focusing on this sense, preschool worksheets can create an engaging learning experience that promotes exploration and discovery.

Creating a Sense of Touch Worksheet

When designing a sense of touch worksheet for preschoolers, it's essential to consider the age group and their developmental stage. Here are some tips to create an effective worksheet:

1. Keep It Simple

Preschoolers have limited attention spans, so it's important to keep the worksheet straightforward. Use clear instructions and limit the number of activities to avoid overwhelming the children.

2. Incorporate Visuals

Young learners respond well to visuals. Use images or illustrations to represent different textures or activities. This will help children understand what is expected of them and make the worksheet more engaging.

3. Use Descriptive Language

Include words that describe different textures and sensations. This not only enhances their vocabulary but also encourages them to articulate their experiences.

4. Provide Hands-On Activities

Incorporate activities that require children to use their sense of touch. This could be through feel boxes, texture matching games, or scavenger hunts.

5. Make It Interactive

Encourage participation by including elements that require interaction, such as coloring, cutting, or pasting. This keeps children engaged and excited about learning.

Activities to Include in a Sense of Touch Worksheet

To maximize the benefits of a sense of touch worksheet, include a variety of activities that cater to different learning styles. Here are some engaging ideas:

1. Texture Scavenger Hunt

Create a list of different textures for children to find around the classroom or at home. Examples may include:

- Soft (a plush toy)
- Rough (sandpaper)
- Smooth (a glass surface)
- Bumpy (a bubble wrap)

Children can check off items as they find them, enhancing their observational skills.

2. Feel Boxes

Prepare several boxes filled with various textured objects. Ensure that children cannot see the items inside. Ask them to reach in and describe what they feel. This activity can promote vocabulary development and sensory exploration.

3. Texture Matching Game

Create cards with different textures attached (felt, sandpaper, cotton, etc.) and corresponding images. Children can match the texture cards to the images, strengthening their recognition skills.

4. Sensory Art Project

Provide children with various materials (e.g., cotton balls, sand, fabric) and let them create a tactile collage. This hands-on activity allows for creative expression while exploring different textures.

5. “What Am I?” Game

Have children close their eyes and touch an object without looking. They will then describe the texture and guess what it is. This activity promotes critical thinking and descriptive language.

Benefits of Using Sense of Touch Worksheets

Utilizing sense of touch worksheets in preschool settings offers numerous advantages:

1. Enhances Sensory Awareness

Worksheets and activities centered around touch help children become more aware of their sensory experiences. This awareness is crucial for their overall development.

2. Supports Fine Motor Skill Development

Many activities encourage children to manipulate objects, which aids in developing fine motor skills necessary for writing and other tasks.

3. Encourages Language Development

Describing textures and sensations helps expand children's vocabulary. They learn to articulate their thoughts and experiences better.

4. Promotes Cognitive Development

Engaging in tactile activities stimulates cognitive processes such as problem-solving and critical thinking.

5. Fosters Social Interaction

Group activities encourage teamwork and communication among peers, helping children develop social skills.

Conclusion

A **sense of touch worksheet for preschool** serves as a valuable educational resource that can enrich the learning experience for young children. By incorporating various activities that focus on tactile exploration, educators can foster sensory awareness, promote fine motor skills, and enhance language development. As children engage with their environment through their sense of touch, they not only learn about textures and

materials but also gain a deeper understanding of the world around them. Implementing such worksheets in preschool curricula can lead to a fun and engaging learning environment that ignites curiosity and a love for discovery in young minds.

Frequently Asked Questions

What is a sense of touch worksheet for preschoolers?

A sense of touch worksheet for preschoolers is an educational tool designed to help young children explore and understand the different textures and sensations they can feel with their skin.

What activities can be included in a sense of touch worksheet?

Activities can include matching different textures, drawing or coloring objects that represent various sensations, or tracing their hands on textured paper.

How can a sense of touch worksheet benefit preschoolers?

It enhances sensory development, fine motor skills, and cognitive understanding of textures, while also promoting vocabulary related to feelings and sensations.

What materials are needed for a sense of touch worksheet?

Materials may include different textured items (e.g., sandpaper, cotton, silk), coloring supplies, and printed worksheets featuring various textures and shapes.

Can a sense of touch worksheet be used for outdoor activities?

Yes, it can be adapted for outdoor activities by encouraging children to feel and describe natural textures like grass, bark, or leaves.

What age group is appropriate for a sense of touch worksheet?

Sense of touch worksheets are typically designed for children aged 3 to 5 years, aligning with preschool education standards.

How can parents use sense of touch worksheets at home?

Parents can print worksheets from educational websites or create their own, engaging children in discussions about different textures found in their environment.

Are there digital options for sense of touch worksheets?

Yes, many educational platforms offer digital worksheets that can be filled out on tablets or computers, providing an interactive experience.

What vocabulary can preschoolers learn from a sense of touch worksheet?

Children can learn words like rough, smooth, soft, hard, sticky, and slippery, helping to expand their descriptive language skills.

Find other PDF article:

<https://soc.up.edu.ph/65-proof/pdf?docid=RUi35-1839&title=web-du-bois-contribution-to-sociology.pdf>

Sense Of Touch Worksheet For Preschool

感觉“sense” - 感觉

感觉sense感觉sense感觉sense感觉sense,感觉
感觉 ...

感觉 - 感觉

win10感觉...

感觉meaning, sense,reference,concept, 感觉?

meaning can be divided into sense and reference reference=concept: what the word refers to in the real physical world (triangle of significance reference) sense:the mental ...

Qlik Sense - 感觉

1.Qlik Sense2——professional user analyzer user. 感觉 (professional user)感觉Qlik Sense ...

Homophones: scents, sense, cents & since - WordReference Forums

Aug 15, 2007 · I wanted to get a general idea from other native speakers as to whether or not the following four words are homophones in your pronunciation: sense - Animals have a sixth ...

make sense - 感觉

makes sense 感觉 it makes some sense. 感觉 感觉
感觉 It doesn't make ...

remote sensing - 感觉

2023320 Remote Sensing 感觉 2TOP IEEE Transactions on Instrumentation and Measurement IEEE ...

感觉reference sense reference reference ...

Cherry toy reference referent reference word meaning sense
reference reference ...

remote sensing j-stars -
remote sensing MDPI J-stars IEEE journal of sel...

Sense -
Sep 26, 2021 · Sense Sense Sense ...

“sense” -
sense sense sense sense ...

-
win10 ...

meaning, sense, reference, concept, ...
meaning can be divided into sense and reference reference=concept: what the word refers to in the
real physical ...

Qlik Sense -
1.Qlik Sense 2—professional user analyzer user. (professional user) ...

Homophones: scents, sense, cents & since - WordReferenc...
Aug 15, 2007 · I wanted to get a general idea from other native speakers as to whether or not the
following four ...

Enhance preschool learning with our engaging sense of touch worksheet for preschool. Discover
how to spark curiosity and boost sensory skills today!

[Back to Home](#)