













# Shapes Worksheets For First Grade

Name: \_\_\_\_\_

## Constructing Shapes

Directions: Using clay balls and toothpicks, construct the shapes below. Then, count the sides (lines), vertices (corners), and faces (flat parts). Write the data in the chart.

<p>triangle</p> 	<p>square</p> 	<p>rectangle</p> 
<p>pentagon</p> 	<p>cube</p> 	<p>pyramid</p> 

						
sides						
vertices						
faces						

How is a square different from a cube? Explain.

Shapes worksheets for first grade are essential educational tools designed to help young learners identify, understand, and categorize various geometric shapes. As children enter the first grade, they begin to explore the world of mathematics more deeply, and shapes are a fundamental concept that lays the groundwork for more complex mathematical ideas. In this article, we will discuss the importance of shapes worksheets, the types of shapes commonly taught in first grade, engaging activities to enhance learning, and tips for parents and teachers on how to effectively use these resources.

# The Importance of Shapes Worksheets for First Grade

Shapes worksheets play a crucial role in developing a child's cognitive abilities and spatial awareness.

Here are some of the reasons why these worksheets are important:

- **Visual Recognition:** Worksheets help children recognize shapes visually and understand their properties.
- **Fine Motor Skills:** Activities such as tracing or coloring shapes enhance fine motor skills, which are essential for writing.
- **Problem-Solving Skills:** Many worksheets incorporate puzzles and games that encourage critical thinking and problem-solving.
- **Foundation for Geometry:** Understanding shapes is the first step towards learning more complex geometric concepts in later grades.
- **Engagement:** Worksheets can be fun and interactive, keeping students engaged and motivated to learn.

## Common Shapes Taught in First Grade

First grade students typically learn about a variety of shapes. Here are some of the most common shapes included in shapes worksheets:

## 2D Shapes

- **Circle:** A round shape with no corners.
- **Square:** A shape with four equal sides and four right angles.
- **Triangle:** A shape with three sides and three corners.
- **Rectangle:** A shape with four sides, where opposite sides are equal.
- **Pentagon:** A five-sided shape.
- **Hexagon:** A six-sided shape.

## 3D Shapes

- **Cube:** A three-dimensional shape with six equal square faces.
- **Cylinder:** A shape with two circular bases connected by a curved surface.
- **Sphere:** A round three-dimensional shape with all points equidistant from the center.
- **Cones:** A shape with a circular base that tapers smoothly to a point.

# Engaging Activities Using Shapes Worksheets

To make the learning process more engaging, here are some activities that can be paired with shapes worksheets:

## Tracing and Coloring

One of the simplest activities is to have children trace and color various shapes. This not only helps with shape recognition but also develops fine motor skills. Encourage children to use different colors for each shape to make the activity more fun.

## Shape Scavenger Hunt

Incorporate a real-world application by organizing a shape scavenger hunt. Provide students with a worksheet where they have to find objects around the classroom or school that match certain shapes. For example, they might find a circular clock or a rectangular door.

## Shape Sorting Games

Using shape worksheets, you can create sorting games where children categorize shapes based on their properties. For instance, they could sort shapes by the number of sides or by whether they are 2D or 3D.

## Crafting Shapes

Encourage creativity by having students create shapes using craft materials like paper, clay, or building blocks. After crafting, they can fill out a worksheet describing the shapes they made.

# Tips for Parents and Teachers on Using Shapes Worksheets

To maximize the effectiveness of shapes worksheets, consider the following tips:

## 1. Make It Interactive

Encourage interaction by asking open-ended questions about the shapes. For instance, “What do you notice about this triangle?” or “How many corners does this shape have?” This promotes critical thinking.

## 2. Use Real-Life Examples

Connect the shapes to real-life objects. For example, discuss how a pizza is a circle or how a book is a rectangle. This helps children understand the relevance of shapes in their everyday lives.

## 3. Differentiate Instruction

Recognize that students have different learning styles and paces. Provide a variety of worksheets that cater to these differences, including simpler shapes for beginners and more complex shapes for advanced learners.

## 4. Incorporate Technology

If possible, utilize educational apps and websites that focus on shapes. Many interactive tools can complement traditional worksheets and make learning more engaging.

## 5. Encourage Group Work

Allow students to work in pairs or small groups on shapes worksheets. This fosters collaboration and allows children to learn from each other.

## Conclusion

In summary, **shapes worksheets for first grade** are invaluable resources for educators and parents aiming to support the mathematical development of young learners. By incorporating various shapes, engaging activities, and practical applications, these worksheets not only enhance shape recognition but also build foundational skills for future learning. With creativity and enthusiasm, both parents and teachers can make the learning of shapes a fun and enriching experience for first graders. The skills gained through these worksheets will serve as building blocks for more advanced mathematical concepts in the years to come.

## Frequently Asked Questions

### **What types of shapes are commonly included in first grade worksheets?**

First grade worksheets typically include basic shapes such as circles, squares, triangles, rectangles, and sometimes more complex shapes like hexagons and octagons.

### **How can shapes worksheets help first graders in their learning?**

Shapes worksheets help first graders develop their spatial awareness, improve fine motor skills through tracing and drawing, and understand basic geometric concepts.

## **Are there any online resources for printable shapes worksheets for first graders?**

Yes, many educational websites offer free printable shapes worksheets for first graders, including resources like Education.com, Teachers Pay Teachers, and Scholastic.

## **What activities might be included in shapes worksheets for first graders?**

Activities may include shape identification, coloring shapes, tracing shapes, matching shapes, and simple shape-based puzzles.

## **How can parents support their child's learning with shapes worksheets at home?**

Parents can engage their child by helping them complete the worksheets, discussing the shapes they encounter in everyday life, and incorporating hands-on activities like building with blocks.

## **What is the importance of learning shapes in first grade?**

Learning shapes in first grade is crucial as it lays the foundation for more advanced math concepts, enhances problem-solving skills, and supports cognitive development.

## **Can shapes worksheets be adapted for children with different learning needs?**

Yes, shapes worksheets can be adapted with varying levels of difficulty, additional visual aids, and hands-on activities to meet the diverse learning needs of all children.

Find other PDF article:

<https://soc.up.edu.ph/34-flow/Book?trackid=XWg00-6862&title=jd1914-relay-wiring-diagram.pdf>

# [Shapes Worksheets For First Grade](#)

## Supprimer toutes les "shapes" - Macros et VBA Excel

May 4, 2009 · For Each img In Worksheets ("TaFeuille").Shapes If img.Name Like "\*PICTURE\*" Then img.Delete End If Next End Sub Première méthode, tu supprimes toutes les Shapes d'un ...

## **Affecter des macros à des shapes - Macros et VBA Excel**

Apr 26, 2014 · Messages 422 Envoyé par patricktoulon Bonjour je viens de tester plusieurs modèles et il semblerait bien que si les shapes sont groupées on ne peut qu'utilise la boucle ...

## Ouverture de fenêtres "Shapes" en read only - Visio

Dec 11, 2008 · Inscrit en Décembre 2008 Messages 1 Ouverture de fenêtres "Shapes" en read only Bonjour, J'utilise un fichier VSD que l'on m'a fourni. Problème lorsque j'ouvre ce fichier, je ...

## Is there a way to resize boxes in PowerPoint smart art without all ...

2.Under SmartArt Tools, on the Format tab, in the Shapes group, do one of the following: Then, To make the shape bigger, click Larger (click the icons). To make the shape smaller, click ...

## shapes - Create a geometric mobius strip in illustrator - Graphic ...

Mar 4, 2020 · 4 I'm trying to create the following image of a Mobius Strip in illustrator: Now I can create the following image in illustrator, by intersecting two circular shapes and using the same ...

## [XL-2007] VBA Probleme avec ActiveSheet.Shapes - Macros et VBA ...

Jun 8, 2009 · ActiveSheet.Shapes ("chart 1").Height = 9 Ce problème peut se produire lorsque vous essayez d'exécuter une procédure qui a été créée dans Microsoft Office Excel 2003. Un ...

## **shapes - How do I add more points to a polygon in photoshop?**

Nov 7, 2018 · I'm voting to close this question as off-topic because at the moment, it is quite unclear what exactly your issue is. Please edit your question to include more detail as to what ...

## [VBA-E]Effacer les shapes - Macros et VBA Excel - Developpez.com

Jun 9, 2006 · Recherche avancée Forum Logiciels Microsoft Office Excel Macros et VBA Excel [VBA-E]Effacer les shapes + Répondre à la discussion Discussion : [VBA-E]Effacer les shapes ...

## shapes - How to curve rectangle outwards in illustrator? - Graphic ...

Is there a way to curve a rectangle outwards (give arc shape effect, see attached image)? Or do I have to do it manually using the pen tool by adding anchors to the rectangle line? I have also ...

## shapes - Is there a specific name for this square with two corners ...

Sep 12, 2018 · As a seasoned design professional I have memorised most of my shapes....triangles, circles... even rectangles, but I need to do some research on this shape, ...

## **Supprimer toutes les "shapes" - Macros et VBA Excel**

May 4, 2009 · For Each img In Worksheets ("TaFeuille").Shapes If img.Name Like "\*PICTURE\*" Then img.Delete End If Next End Sub Première méthode, tu supprimes toutes les Shapes d'un coup et puis basta ! Deuxième, seulement les images et non toutes les Shapes. Enlève la condition si tu souhaites enlever toutes les Shapes et non seulement les images.

## Affecter des macros à des shapes - Macros et VBA Excel



Apr 26, 2014 · Messages 422 Envoyé par patricktoulon Bonjour je viens de tester plusieurs modèles et il semblerait bien que si les shapes sont groupées on ne peut qu'utiliser la boucle sur le shapes.count mais le shapes revient toujours à sélectionner le groupe d'ailleurs sur le sheets lui même quand on sélectionne un des shapes on sélectionne le groupe ...

#### Ouverture de fenêtres "Shapes" en read only - Visio

Dec 11, 2008 · Inscrit en Décembre 2008 Messages 1 Ouverture de fenêtres "Shapes" en read only Bonjour, J'utilise un fichier VSD que l'on m'a fourni. Problème lorsque j'ouvre ce fichier, je me retrouve avec une multitude de fenêtres "Shapes" ouvertes en read only (Ex: Blocks) et parfois plusieurs fois la même. Comment empêcher cette création de fenêtres ?

#### **Is there a way to resize boxes in PowerPoint smart art without all ...**

2.Under SmartArt Tools, on the Format tab, in the Shapes group, do one of the following: Then, To make the shape bigger, click Larger (click the icons). To make the shape smaller, click Smaller (click the icons).

#### shapes - Create a geometric mobius strip in illustrator - Graphic ...

Mar 4, 2020 · 4 I'm trying to create the following image of a Mobius Strip in illustrator: Now I can create the following image in illustrator, by intersecting two circular shapes and using the same tool. This is kind of similar, however, instead of using a gradient on it, how do I make it with the geometric lines. Thanks in advance!

#### **[XL-2007] VBA Probleme avec ActiveSheet.Shapes - Macros et ...**

Jun 8, 2009 · ActiveSheet.Shapes ("chart 1").Height = 9 Ce problème peut se produire lorsque vous essayez d'exécuter une procédure qui a été créée dans Microsoft Office Excel 2003. Un problème est survenu dans Excel 2003 dans lequel plusieurs espaces ont été traités exactement comme un espace. Ce problème a été corrigé dans Excel 2007.

#### **shapes - How do I add more points to a polygon in photoshop?**

Nov 7, 2018 · I'm voting to close this question as off-topic because at the moment, it is quite unclear what exactly your issue is. Please edit your question to include more detail as to what you are trying to achieve, what exactly it is you are struggling ...

#### [VBA-E]Effacer les shapes - Macros et VBA Excel - Developpez.com

Jun 9, 2006 · Recherche avancée Forum Logiciels Microsoft Office Excel Macros et VBA Excel [VBA-E]Effacer les shapes + Répondre à la discussion Discussion : [VBA-E]Effacer les shapes Sujet : Macros et VBA Excel Outils de la discussion 09/06/2006, 14h18 #1 tinmarbusir

#### shapes - How to curve rectangle outwards in illustrator? - Graphic ...

Is there a way to curve a rectangle outwards (give arc shape effect, see attached image)? Or do I have to do it manually using the pen tool by adding anchors to the rectangle line? I have also tried t...

#### shapes - Is there a specific name for this square with two corners ...

Sep 12, 2018 · As a seasoned design professional I have memorised most of my shapes....triangles, circles... even rectangles, but I need to do some research on this shape, and for the life of me I cannot think "w...

"Enhance your first grader's learning with engaging shapes worksheets for first grade. Discover fun activities and tips to make shape learning exciting! Learn more."

[Back to Home](#)