


Shapes Worksheets For Preschool


Name_____


Date_____


Learning Shapes


What Shape Is This?


























Which one is a square?







Which one is a pentagon?







Which one is a circle?







Which one is a triangle?



Which one is an octagon?



Which one is a rhombus?



Shapes worksheets for preschool are essential tools in early childhood education, designed to help young learners recognize, identify, and understand various geometric shapes. These worksheets serve as a foundational resource that not only enhances cognitive development but also promotes fine motor skills and critical thinking. In this article, we will explore the importance of shapes worksheets, various types of activities included, tips for effective use, and additional resources for educators and parents.

Importance of Shapes Worksheets in Preschool

Shapes are one of the first concepts children learn in mathematics. Understanding shapes is crucial for several reasons:

1. **Cognitive Development:** Learning about shapes helps children develop their spatial awareness and cognitive skills. They begin to understand how objects relate to one another in space.
2. **Language Development:** Identifying shapes expands vocabulary. Children learn to articulate the names of shapes and describe their characteristics, such as corners, edges, and symmetry.
3. **Foundation for Future Math Skills:** Recognizing shapes is a precursor to more complex math concepts such as geometry, measurement, and pattern recognition.
4. **Fine Motor Skills:** Many shapes worksheets involve tracing and coloring, which enhance fine motor skills and hand-eye coordination.
5. **Creativity and Imagination:** Worksheets that combine shapes with art encourage children to use their imagination, as they can create pictures or patterns using various shapes.

Types of Shapes Worksheets

Shapes worksheets come in a variety of formats, each serving different educational purposes. Here are some common types:

1. Identification Worksheets

These worksheets focus on helping children recognize and name different shapes. Activities may include:

- **Matching Shapes:** Children draw lines to connect shapes with their names or pictures.
- **Circle the Shapes:** Kids circle specific shapes within a larger group of mixed shapes.

2. Tracing Worksheets

Tracing is an excellent way for preschoolers to improve their writing and fine motor skills. Tracing worksheets may include:

- **Shape Outlines:** Children trace along the lines of various shapes, such as circles, squares, triangles, and rectangles.
- **Name Tracing:** Kids can trace the names of shapes alongside their outlines, reinforcing recognition.

3. Coloring Worksheets

Coloring worksheets allow children to express creativity while reinforcing shape recognition. Activities might include:

- **Color by Shape:** Children color sections of a picture based on the shape indicated (e.g., color all circles red).

- Shape Patterns: Kids color a series of shapes in a specific pattern (e.g., circle, square, triangle).

4. Sorting and Classifying Worksheets

These worksheets encourage children to sort shapes based on different criteria. Examples include:

- Sorting by Color: Kids sort shapes into groups based on color.
- Sorting by Size: Children classify shapes as small, medium, or large.

5. Creative Application Worksheets

These worksheets encourage children to use their imagination and apply their understanding of shapes in creative ways. Activities may include:

- Shape Art Projects: Children use cut-out shapes to create art or collages.
- Create Your Own Shape: Kids draw their own shapes and invent names for them.

Tips for Using Shapes Worksheets Effectively

To maximize the educational benefits of shapes worksheets, consider the following tips:

1. Integrate with Hands-On Activities

While worksheets are valuable, they should be complemented with hands-on activities. Engage children with:

- Shape Scavenger Hunts: Take children on a scavenger hunt around the classroom or home to find objects that match different shapes.
- Playdough Shapes: Use playdough to mold various shapes, enhancing tactile learning.

2. Use Visual Aids

Visual aids can enhance understanding. Incorporate:

- Shape Flashcards: Use flashcards to introduce new shapes and their properties.
- Real-Life Examples: Point out shapes in everyday life, such as windows (rectangles) or wheels (circles).

3. Foster Group Activities

Group activities encourage collaboration and social skills. Try:

- Shape Bingo: Create bingo cards featuring different shapes and play a game as a class.
- Shape Relay Races: Set up a relay race where children must find and bring back specific shapes.

4. Encourage Discussion

Prompt discussions about shapes to deepen understanding. Ask questions like:

- "How many sides does this shape have?"
- "Can you find something in the room that is shaped like a triangle?"

5. Monitor Progress

Keep track of each child's progress by observing their understanding and skills as they complete worksheets. This can help tailor future activities to meet each child's needs.

Additional Resources for Educators and Parents

In addition to shapes worksheets, a variety of resources can further enhance shape learning for preschoolers:

1. Online Resources

Many websites offer printable shapes worksheets and interactive games:

- Education.com: A comprehensive resource for worksheets, activities, and lesson plans.
- Teachers Pay Teachers: A marketplace where educators share and sell their original teaching resources.

2. Books on Shapes

Introduce children to literature that focuses on shapes. Some popular titles include:

- "Shapes, Shapes, Shapes" by Tana Hoban: A picture book that highlights shapes found in everyday life.
- "Mouse Shapes" by Ellen Stoll Walsh: A fun story where mice explore shapes and create new ones.

3. Educational Apps

Technology can also be a useful tool in teaching shapes. Consider apps that promote shape recognition through games and interactive challenges, such as:

- Endless Alphabet: This app introduces vocabulary and shapes through engaging animations.
- Shape Gurus: A game that helps kids learn and recognize shapes through fun challenges.

Conclusion

In conclusion, shapes worksheets for preschool serve as a vital educational tool that supports the development of essential skills in young learners. By recognizing the importance of shapes, utilizing various types of worksheets, implementing effective teaching strategies, and exploring additional resources, educators and parents can create a rich learning environment that fosters curiosity and understanding. As children engage with shapes in multiple formats, they build a solid foundation for future mathematical concepts while enhancing their creativity, language, and motor skills.

Frequently Asked Questions

What are the benefits of using shapes worksheets for preschoolers?

Shapes worksheets help preschoolers develop fine motor skills, enhance their understanding of geometric concepts, and improve their ability to recognize and identify different shapes in their environment.

What types of activities are commonly included in shapes worksheets for preschool?

Common activities include shape tracing, matching shapes, coloring shapes, and sorting objects by shape, which engage children in hands-on learning.

How can parents effectively use shapes worksheets at home?

Parents can use shapes worksheets as fun, interactive tools by incorporating them into playtime, encouraging children to explain the shapes they draw, and providing real-life examples of shapes around the house.

Are there any online resources for free shapes worksheets for preschool?

Yes, many educational websites offer free downloadable shapes worksheets specifically designed for preschoolers, such as Education.com, Teachers Pay Teachers, and Twinkl.

How can shapes worksheets support early literacy

skills?

Shapes worksheets can support early literacy skills by introducing shape-related vocabulary, promoting language development through discussions about shapes, and incorporating storytelling elements related to shapes.

What age group is best suited for shapes worksheets?

Shapes worksheets are best suited for children aged 3 to 5 years old, as this is the typical age range for preschool learning and shape recognition.

Find other PDF article:

<https://soc.up.edu.ph/36-tag/Book?dataid=Gpi27-8678&title=la-historia-de-dalila-en-la-biblia.pdf>

Shapes Worksheets For Preschool

Supprimer toutes les "shapes" - Macros et VBA Excel

May 4, 2009 · For Each img In Worksheets ("TaFeuille").Shapes If img.Name Like "*PICTURE*" Then img.Delete End If Next End Sub Première méthode, tu supprimes toutes les Shapes d'un ...

Affecter des macros à des shapes - Macros et VBA Excel

Apr 26, 2014 · Messages 422 Envoyé par patricktoulon Bonjour je viens de tester plusieurs modèles et il semblerait bien que si les shapes sont groupées on ne peut qu'utilise la boucle ...

Ouverture de fenêtres "Shapes" en read only - Visio

Dec 11, 2008 · Inscrit en Décembre 2008 Messages 1 Ouverture de fenêtres "Shapes" en read only Bonjour, J'utilise un fichier VSD que l'on m'a fourni. Problème lorsque j'ouvre ce fichier, je ...

Is there a way to resize boxes in PowerPoint smart art without all ...

2.Under SmartArt Tools, on the Format tab, in the Shapes group, do one of the following: Then, To make the shape bigger, click Larger (click the icons). To make the shape smaller, click ...

shapes - Create a geometric mobius strip in illustrator - Graphic ...

Mar 4, 2020 · 4 I'm trying to create the following image of a Mobius Strip in illustrator: Now I can create the following image in illustrator, by intersecting two circular shapes and using the same ...

[XL-2007] VBA Probleme avec ActiveSheet.Shapes - Macros et VBA ...

Jun 8, 2009 · ActiveSheet.Shapes ("chart 1").Height = 9 Ce problème peut se produire lorsque vous essayez d'exécuter une procédure qui a été créée dans Microsoft Office Excel 2003. Un ...

shapes - How do I add more points to a polygon in photoshop?

Nov 7, 2018 · I'm voting to close this question as off-topic because at the moment, it is quite unclear what exactly your issue is. Please edit your question to include more detail as to what ...

[VBA-E]Effacer les shapes - Macros et VBA Excel - Developpez.com

Jun 9, 2006 · Recherche avancée Forum Logiciels Microsoft Office Excel Macros et VBA Excel [VBA-E]Effacer les shapes + Répondre à la discussion Discussion : [VBA-E]Effacer les ...

shapes - How to curve rectangle outwards in illustrator? - Graphic ...

Is there a way to curve a rectangle outwards (give arc shape effect, see attached image)? Or do I have to do it manually using the pen tool by adding anchors to the rectangle line? I have also ...

shapes - Is there a specific name for this square with two corners ...

Sep 12, 2018 · As a seasoned design professional I have memorised most of my shapes....triangles, circles... even rectangles, but I need to do some research on this shape, ...

Supprimer toutes les "shapes" - Macros et VBA Excel

May 4, 2009 · For Each img In Worksheets ("TaFeuille").Shapes If img.Name Like "*PICTURE*" Then img.Delete End If Next End Sub Première méthode, tu supprimes toutes les Shapes d'un coup et puis basta ! Deuxième, seulement les images et non toutes les Shapes. Enlève la condition si tu souhaites enlever toutes les Shapes et non seulement les images.

Affecter des macros à des shapes - Macros et VBA Excel

Apr 26, 2014 · Messages 422 Envoyé par patricktoulon Bonjour je viens de tester plusieurs modèles et il semblerait bien que si les shapes sont groupées on ne peut qu'utiliser la boucle sur le shapes.count mais les shapes reviennent toujours à sélectionner le groupe d'ailleurs sur le sheet lui-même quand on sélectionne un des shapes on sélectionne le groupe ...

Ouverture de fenêtres "Shapes" en read only - Visio

Dec 11, 2008 · Inscrit en Décembre 2008 Messages 1 Ouverture de fenêtres "Shapes" en read only Bonjour, J'utilise un fichier VSD que l'on m'a fourni. Problème lorsque j'ouvre ce fichier, je me retrouve avec une multitude de fenêtres "Shapes" ouvertes en read only (Ex: Blocks) et parfois plusieurs fois la même. Comment empêcher cette création de fenêtres ?

Is there a way to resize boxes in PowerPoint smart art without all ...

2.Under SmartArt Tools, on the Format tab, in the Shapes group, do one of the following: Then, To make the shape bigger, click Larger (click the icons). To make the shape smaller, click Smaller (click the icons).

shapes - Create a geometric mobius strip in illustrator - Graphic ...

Mar 4, 2020 · 4 I'm trying to create the following image of a Mobius Strip in illustrator: Now I can create the following image in illustrator, by intersecting two circular shapes and using the same tool. This is kind of similar, however, instead of using a gradient on it, how do I make it with the geometric lines. Thanks in advance!

[XL-2007] VBA Probleme avec ActiveSheet.Shapes - Macros et ...

Jun 8, 2009 · ActiveSheet.Shapes ("chart 1").Height = 9 Ce problème peut se produire lorsque vous essayez d'exécuter une procédure qui a été créée dans Microsoft Office Excel 2003. Un problème est survenu dans Excel 2003 dans lequel plusieurs espaces ont été traités exactement comme un espace. Ce problème a été corrigé dans Excel 2007.

shapes - How do I add more points to a polygon in photoshop?

Nov 7, 2018 · I'm voting to close this question as off-topic because at the moment, it is quite unclear what exactly your issue is. Please edit your question to include more detail as to what you are trying to achieve, what exactly it is you are struggling with and how the application's help files are inadequate.

[VBA-E]Effacer les shapes - Macros et VBA Excel - Developpez.com

Jun 9, 2006 · Recherche avancée Forum Logiciels Microsoft Office Excel Macros et VBA Excel [VBA-

E]Effacer les shapes + Répondre à la discussion Discussion : [VBA-E]Effacer les shapes Sujet :
Macros et VBA Excel Outils de la discussion 09/06/2006, 14h18 #1 tinmarbusir

shapes - How to curve rectangle outwards in illustrator? - Graphic ...

Is there a way to curve a rectangle outwards (give arc shape effect, see attached image)? Or do I have to do it manually using the pen tool by adding anchors to the rectangle line? I have also tried t...

shapes - Is there a specific name for this square with two corners ...

Sep 12, 2018 · As a seasoned design professional I have memorised most of my shapes....triangles, circles... even rectangles, but I need to do some research on this shape, and for the life of me I cannot think "w...

Discover engaging shapes worksheets for preschool that enhance learning through fun activities. Perfect for building shape recognition skills! Learn more now!

[Back to Home](#)