

# Sherwin Williams Woodscapes Application Instructions



## BREAKTHROUGH STAIN TECHNOLOGY

WoodScapes® is warranted for twice as long as you would expect a traditional stain to last. And with its fast application and brush load, efficiency and productivity are optimized. The thick formula ensures a uniform finish with no lap marks and great coverage. WoodScapes is self-priming with easy water cleanup, saving time and money.



The acrylic solid color minimizes the spotty appearance and discoloration problems caused by knots and cedar bleeding, so you can minimize callbacks. When the job calls for a rich, beautiful appearance, top-quality performance, and time and material savings, WoodScapes Exterior House Stain is the ideal choice of professionals.

## WOODSCAPES KEY BENEFITS

- |  |   |
|--|---|
| • Enhances appearance and texture for great curb appeal.           | • Excellent color retention and mildew resistance.              |
| • Penetrates for exceptional protection and resistance to peeling. | • Exceptional prevention of tannin stains in cedar and redwood. |
| • Thick formula for a uniform finish with great coverage.          | • Low temperature application down to 35°F.                     |



Leading Brand Oil Stain "after 5 years of exposure"

Acrylic Solid Color is Warranted Against Fading and Discoloration for 8 Years and the Polyurethane Semi-Transparent for 5 Years\*

\*See product labels for complete warranty details.



Leading Brand Oil Stain "the thicker formula won't drip or run"

**WOODSCAPES® IS BROUGHT TO YOU BY A NAME YOU KNOW AND TRUST.**

For more than 145 years, Sherwin-Williams has provided contractors, builders, property managers, architects and designers with the trusted products they need to build their business and satisfy customers. WoodScapes is just one more way we bring you industry-leading paint technology – innovation you can pass on to your customers.

Plus, with more than 3,500 stores and 1,800 sales representatives across North America, personal service and expert advice is always available near jobsites. Find out more about WoodScapes Exterior House Stain at your nearest Sherwin-Williams store or to have a sales representative contact you, call **800-524-5979**.



Sherwin-Williams.com ©2013 The Sherwin-Williams Company #200407790

5/13

**SHERWIN WILLIAMS WOODSCAPES APPLICATION INSTRUCTIONS** ARE ESSENTIAL FOR ACHIEVING A BEAUTIFUL AND LONG-LASTING FINISH ON YOUR EXTERIOR WOOD SURFACES. WHETHER YOU ARE REFRESHING AN OLD DECK, STAINING A FENCE, OR ENHANCING THE NATURAL BEAUTY OF SIDING, FOLLOWING THE RIGHT APPLICATION PROCEDURES CAN MAKE ALL THE DIFFERENCE. IN THIS COMPREHENSIVE GUIDE, WE WILL EXPLORE EVERYTHING YOU NEED TO KNOW ABOUT APPLYING SHERWIN WILLIAMS WOODSCAPES, FROM SURFACE PREPARATION TO APPLICATION TECHNIQUES AND MAINTENANCE TIPS.

## UNDERSTANDING SHERWIN WILLIAMS WOODSCAPES

SHERWIN WILLIAMS WOODSCAPES IS A PREMIUM SEMI-TRANSPARENT EXTERIOR STAIN DESIGNED TO PROTECT AND BEAUTIFY WOOD SURFACES. IT PROVIDES EXCELLENT UV PROTECTION, PREVENTING FADING AND GRAYING WHILE ENHANCING THE NATURAL GRAIN OF THE WOOD. AVAILABLE IN A VARIETY OF COLORS, WOODSCAPES CAN BE USED ON DECKS, FENCES, SIDING, AND OTHER OUTDOOR WOODEN STRUCTURES.

# PREPARING FOR APPLICATION

PROPER PREPARATION IS CRUCIAL TO ENSURE THAT YOUR WOODSCAPES APPLICATION IS SUCCESSFUL. HERE ARE THE KEY STEPS TO FOLLOW:

## 1. SELECTING THE RIGHT TOOLS

BEFORE YOU BEGIN, GATHER THE NECESSARY TOOLS:

- PAINT ROLLER OR BRUSH (USE A BRUSH FOR DETAILED WORK)
- PAINT TRAY
- DROP CLOTHS OR PLASTIC SHEETING
- PRESSURE WASHER OR GARDEN HOSE
- WOOD CLEANER (IF THE WOOD IS DIRTY OR WEATHERED)
- SANDPAPER OR POWER SANDER (FOR ROUGH SURFACES)
- PROTECTIVE GEAR (GLOVES, GOGGLES, MASK)

## 2. CLEANING THE SURFACE

BEFORE APPLYING WOODSCAPES, ENSURE THE WOOD SURFACE IS CLEAN AND FREE OF DIRT, MOLD, AND OLD FINISHES. FOLLOW THESE STEPS:

1. USE A PRESSURE WASHER OR GARDEN HOSE TO REMOVE LOOSE DIRT AND DEBRIS.
2. APPLY A WOOD CLEANER TO ELIMINATE ANY MOLD OR MILDEW. RINSE THOROUGHLY.
3. ALLOW THE SURFACE TO DRY COMPLETELY, WHICH MAY TAKE 24 TO 48 HOURS DEPENDING ON WEATHER CONDITIONS.

## 3. SANDING THE WOOD

IF THE WOOD SURFACE IS ROUGH OR PREVIOUSLY STAINED, SANDING IS NECESSARY. HERE'S HOW TO DO IT:

1. LIGHTLY SAND THE SURFACE USING SANDPAPER OR A POWER SANDER. THIS WILL HELP THE STAIN ADHERE BETTER.
2. REMOVE ALL DUST AND DEBRIS WITH A CLEAN CLOTH OR VACUUM.

# APPLYING SHERWIN WILLIAMS WOODSCAPES

ONCE YOUR SURFACE IS PREPPED, YOU'RE READY TO APPLY SHERWIN WILLIAMS WOODSCAPES. FOLLOW THESE APPLICATION INSTRUCTIONS FOR THE BEST RESULTS.

## 1. STIR THE PRODUCT

BEFORE APPLICATION, STIR THE WOODSCAPES STAIN THOROUGHLY TO ENSURE AN EVEN CONSISTENCY. THIS HELPS TO DISTRIBUTE THE PIGMENTS AND PREVENTS SETTLING.

## 2. TEST A SMALL AREA

BEFORE APPLYING THE STAIN TO THE ENTIRE SURFACE, TEST IT ON A SMALL, INCONSPICUOUS AREA TO ENSURE YOU ARE SATISFIED WITH THE COLOR AND FINISH.

## 3. APPLICATION TECHNIQUES

YOU CAN APPLY WOODSCAPES USING A BRUSH, ROLLER, OR SPRAYER. HERE'S HOW EACH METHOD WORKS:

- **BRUSH APPLICATION:** USE A HIGH-QUALITY SYNTHETIC BRUSH FOR THE BEST RESULTS. APPLY THE STAIN IN THE DIRECTION OF THE WOOD GRAIN, WORKING IN SMALL SECTIONS.
- **ROLLER APPLICATION:** IF USING A ROLLER, FOLLOW UP WITH A BRUSH TO ENSURE EVEN COVERAGE, ESPECIALLY IN CORNERS AND EDGES.
- **SPRAYER APPLICATION:** IF USING A SPRAYER, MAINTAIN A CONSISTENT DISTANCE AND OVERLAP EACH PASS SLIGHTLY TO AVOID MISSED SPOTS.

## 4. APPLY EVENLY

REGARDLESS OF THE APPLICATION METHOD, AIM FOR AN EVEN COAT. AVOID HEAVY APPLICATION, AS THIS CAN LEAD TO DRIPS AND UNEVEN DRYING. GENERALLY, ONE COAT IS SUFFICIENT FOR SEMI-TRANSPARENT STAINS, BUT A SECOND COAT CAN BE APPLIED FOR INCREASED DEPTH OF COLOR AND PROTECTION.

## 5. DRYING TIME

ALLOW THE FIRST COAT TO DRY COMPLETELY ACCORDING TO THE MANUFACTURER'S INSTRUCTIONS. TYPICALLY, IT TAKES 4-6 HOURS FOR THE STAIN TO DRY IN OPTIMAL CONDITIONS. FACTORS SUCH AS HUMIDITY AND TEMPERATURE CAN AFFECT DRYING TIMES, SO IT'S IMPORTANT TO CHECK THE SURFACE BEFORE APPLYING ADDITIONAL COATS.

## POST-APPLICATION CARE

AFTER APPLYING SHERWIN WILLIAMS WOODSCAPES, PROPER MAINTENANCE IS ESSENTIAL TO PROLONG THE LIFE OF YOUR STAIN

AND KEEP YOUR WOOD SURFACES LOOKING FRESH.

## 1. CLEAN UP

ONCE YOU HAVE FINISHED APPLYING THE STAIN, CLEAN YOUR TOOLS IMMEDIATELY WITH SOAP AND WATER IF YOU USED A WATER-BASED PRODUCT. FOR OIL-BASED FORMULAS, MINERAL SPIRITS OR PAINT THINNER MAY BE NECESSARY FOR CLEANUP.

## 2. ALLOW FOR PROPER CURING

WHILE THE SURFACE MAY BE DRY TO THE TOUCH, THE STAIN CAN TAKE UP TO 30 DAYS TO FULLY CURE. DURING THIS TIME, AVOID HEAVY FOOT TRAFFIC, PLACING FURNITURE, OR EXPOSING THE SURFACE TO WATER.

## 3. REGULAR MAINTENANCE

TO MAINTAIN THE BEAUTY AND INTEGRITY OF YOUR STAINED WOOD, CONSIDER THE FOLLOWING:

- INSPECT THE SURFACE ANNUALLY FOR SIGNS OF WEAR OR FADING.
- CLEAN THE SURFACE REGULARLY TO REMOVE DIRT AND DEBRIS.
- REAPPLY WOODSCAPES EVERY 2-3 YEARS, OR AS NEEDED, DEPENDING ON EXPOSURE AND WEAR.

## CONCLUSION

IN CONCLUSION, FOLLOWING THE PROPER **SHERWIN WILLIAMS WOODSCAPES APPLICATION INSTRUCTIONS** CAN HELP YOU ACHIEVE STUNNING RESULTS THAT ENHANCE THE BEAUTY OF YOUR OUTDOOR WOOD SURFACES. FROM SURFACE PREPARATION TO APPLICATION TECHNIQUES AND ONGOING MAINTENANCE, EACH STEP IS VITAL TO ENSURING A LONG-LASTING FINISH. WITH THE RIGHT CARE, YOUR STAINED WOOD CAN PROVIDE YEARS OF PROTECTION AND VISUAL APPEAL, MAKING YOUR OUTDOOR SPACES MORE INVITING AND ENJOYABLE. TAKE THE TIME TO PREPARE PROPERLY, APPLY WITH CARE, AND MAINTAIN REGULARLY, AND YOU WILL BE REWARDED WITH BEAUTIFUL, DURABLE WOOD SURFACES FOR YEARS TO COME.

## FREQUENTLY ASKED QUESTIONS

### WHAT SURFACES CAN SHERWIN WILLIAMS WOODSCAPES BE APPLIED TO?

SHERWIN WILLIAMS WOODSCAPES CAN BE APPLIED TO EXTERIOR WOOD SURFACES SUCH AS DECKS, SIDING, FENCES, AND OTHER OUTDOOR WOOD STRUCTURES.





### HOW SHOULD I PREPARE THE WOOD SURFACE BEFORE APPLYING WOODSCAPES?

BEFORE APPLYING WOODSCAPES, CLEAN THE SURFACE THOROUGHLY TO REMOVE DIRT, MILDEW, AND OLD COATINGS. SAND ANY ROUGH AREAS AND ENSURE THE WOOD IS DRY.



□□·□□□□2009□□□□□□ ...

big big world

Apr 9, 2024 · big big worldBig Big WorldI'm a big big girl, in a big big worldIt's not a big big thing ...

Bleeding love □□□□□□ - □□□□

Bleeding Love Leona Lewis Spirit: Zuocho lesson1-6  
 lesson1 Closed off from love I didn't need the pain ...

□□□□□□□□□□ - □□□□

00 0000 00000♥0ෆෆ0 00000 0♥0 0 ♥0 0 000♠0♣0ෆෆ0♣0♠ 0 0000 0QQ0000000000000“xin”000  
 00000000000xin00000 ...

-

Our love in the house D Sweet sweet love D  
Sweet sweet love D Sweet sweet love D  
Sweet sweet love D Sweet sweet love D ...

Love Song -

[illegible]

*janitoroflove* -

Apr 23, 2025 · janitoroflove Janitor of Love Janitor of Love ...

**Celebrity Fakes > Home > Newest | CFake.com**

[+] Sex category #1 Shemale #2 Bondage #3 Christmas #4 Anal #5 Facial #6 Interracial #7 Cumshot #8 Cum Slut #9 Big Tits #10 Blowjob [+] Created #1 Game of Thrones #2 Disney ...

## Free Fakes porn pictures - ImageFap

Discover thousands of ImageFap community members' hot porn pic galleries, sexy animated GIF collections, homemade sex photo albums & more.

## The Best Nude Celebrity Fakes 4U

View your favorite adult-only nude Celebrity Fakes! Free galleries of the best porn celeb fakes around just for you!

*Celebrity Fakes Porn Pics & Naked Photos - PornPics.com*

Grab the hottest Celebrity Fakes porn pictures right now at [PornPics.com](http://PornPics.com). New FREE Celebrity Fakes photos added every day.

## Fake Celebrities Sex Pictures | 8muses - Sex and Porn Comics

A huge collection of free porn comics for adults. Read Fake Celebrities Sex Pictures online for free at [8muses.com](http://8muses.com).

**CelebFakes | Pictures and Videos | Scroller NSFW**

View 1 708 NSFW pictures and videos and enjoy CelebFakes with the endless random gallery on Scroller.com. Go on to discover millions of awesome videos and pictures in thousands of other ...

[Celebrity Fakes](#) > [Images](#) > [Created](#) > [The Big Bang Theory](#) - CFake.com

CFake.com : Celebrity Fakes nudes with Images > Created > The Big Bang Theory , page /1

*Celebrity fakes at Celebrity Galleries Free*

Daily updated top quality naked content. Jennifer Lopez, Miley Cyrus, Jennifer Aniston, Britney Spears, Emma Watson, Rihanna and others.

### **TV Shows fake pics - ImageFap**

Browse TV Shows fake pics porn picture gallery by issac84 to see hottest %listoftags% sex images

[Celebrity Fakes > Celebrities | CFake.com](#)

CFake.com : Celebrity Fakes nudes with Celebrities , page /0

Discover how to achieve a flawless finish with Sherwin Williams Woodscapes application instructions. Master the process for stunning results! Learn more.

[Back to Home](#)