





















Royal Canin Gastrointestinal Low Fat Feeding Guide

HOW TO FEED YOUR DOG


DAILY RECOMMENDATION

Calorie content (calculated):
3227 kcal ME/kg or 248 kcal ME/cup

WEIGHT OF DOG		WEIGHT CONDITION			
		UNDERWEIGHT		IDEAL WEIGHT	
		cups per day	grams per day	cups per day	grams per day
11	5	1 5/8	121g	1 3/8	107g
		7/8 cup + 1/2 	66g + 1/2 	5/8 cup + 1/2 	52g + 1/2 
22	10	2 5/8	204g	2 3/8	179g
		2 cup + 1/2 	149g + 1/2 	1 5/8 cup + 1/2 	125g + 1/2 
44	20	4 1/2	342g	3 7/8	301g
		3 cup + 1 	233g + 1 	2 1/2 cup + 1 	192g + 1 
66	30	6	464g	5 3/8	408g
		4 5/8 cup + 1 	355g + 1 	3 7/8 cup + 1 	299g + 1 
88	40	7 1/2	576g	6 5/8	507g
		6 1/8 cup + 1 	467g + 1 	5 1/8 cup + 1 	398g + 1 

DRY ONLY

OR MIX: DRY + CAN with:
Gastrointestinal Low Fat loaf

 WATER



Royal Canin Gastrointestinal Low Fat Feeding Guide

Maintaining a healthy diet is crucial for pets, especially for those who experience gastrointestinal issues. The Royal Canin Gastrointestinal Low Fat diet has been specifically formulated to address the needs of dogs and cats with digestive sensitivities, particularly those requiring lower fat intake. This guide will provide insights into the benefits, feeding guidelines, and considerations for using this specialized diet, ensuring your furry friend receives optimal nutrition.

Understanding Gastrointestinal Issues in Pets

Gastrointestinal (GI) issues in pets can manifest as vomiting, diarrhea, weight loss, and overall lethargy. These problems can arise from various causes, including:

- Food intolerances
- Infections
- Pancreatitis
- Inflammatory bowel disease (IBD)
- Stress or anxiety

When pets experience these issues, it is essential to consult with a veterinarian who can diagnose the underlying problem and recommend appropriate dietary changes. A low-fat diet can be particularly beneficial for pets with pancreatitis or those recovering from surgery, as it helps in minimizing strain on the digestive system.

What is Royal Canin Gastrointestinal Low Fat?

Royal Canin Gastrointestinal Low Fat is a specialized diet designed for pets with digestive sensitivities. The formulation is low in fat, providing a balanced diet while ensuring that pets receive the necessary nutrients. This product is suitable for both dogs and cats and is available in dry and wet food options.

Key Benefits of Royal Canin Gastrointestinal Low Fat

The Royal Canin Gastrointestinal Low Fat diet provides several benefits for pets suffering from digestive issues:

1. **Low Fat Content:** The reduced fat level aids in managing conditions like pancreatitis and helps ensure that the digestive system is not overwhelmed.
2. **Highly Digestible Ingredients:** Ingredients are selected for their digestibility, which helps to promote nutrient absorption and minimize gastrointestinal upset.
3. **Balanced Nutritional Profile:** The diet is fortified with vitamins, minerals, and antioxidants, ensuring that pets receive a well-rounded diet even while on a restricted fat regimen.
4. **Prebiotics and Probiotics:** Inclusion of prebiotics and probiotics supports a healthy gut flora, which is vital for overall digestive health.

5. **Palatability:** Despite being low in fat, the food is formulated to be highly palatable, making it easier to feed to pets who may be picky eaters or recovering from illness.

Feeding Guidelines for Royal Canin Gastrointestinal Low Fat

When transitioning your pet to the Royal Canin Gastrointestinal Low Fat diet, it's important to do so gradually to avoid gastrointestinal upset. Here are some key feeding guidelines to consider:

1. Consult Your Veterinarian

Before making any dietary changes, consult with your veterinarian. They can assess your pet's specific health needs and confirm if a low-fat diet is appropriate.

2. Gradual Transition

To minimize digestive disturbances, gradually mix the new food with your pet's current diet over a period of 7 to 10 days:

- Days 1-3: 25% new food, 75% old food
- Days 4-6: 50% new food, 50% old food
- Days 7-10: 75% new food, 25% old food
- Day 11: 100% new food

3. Portion Control

Follow the feeding recommendations on the packaging based on your pet's weight and condition. Portion control helps in managing calorie intake and prevents overfeeding, which is particularly crucial for pets with gastrointestinal issues.

4. Regular Monitoring

Monitor your pet's response to the new diet. Look for improvements in their gastrointestinal symptoms, energy levels, and overall well-being. If any adverse reactions occur, consult your veterinarian immediately.

5. Limit Treats and Extras

While your pet is on a specialized diet, it's advisable to limit treats and additional foods that may interfere with the low-fat regimen. If you wish to give treats, opt for those that are compatible with their dietary needs.

Potential Concerns and Considerations

While the Royal Canin Gastrointestinal Low Fat diet offers many benefits, there are also some considerations pet owners should keep in mind:

1. Long-term Use

Some pets may require long-term or even lifelong adherence to a low-fat diet, particularly if they have chronic conditions. Regular veterinary check-ups are essential to monitor your pet's health and nutritional status.

2. Adjusting Nutritional Needs

As your pet ages or if their health status changes, their dietary needs may also change. Regular consultations with your veterinarian can help ensure that your pet receives the right balance of nutrients.

3. Behavioral Changes

Changes in diet can sometimes lead to behavioral changes in pets. If your pet seems disinterested in food or exhibits signs of anxiety during meal times, it may be beneficial to explore different feeding strategies or consult with a veterinary behaviorist.

Conclusion

The Royal Canin Gastrointestinal Low Fat diet is an effective solution for pets suffering from various gastrointestinal issues. With its carefully formulated ingredients, it provides balanced nutrition without overwhelming the digestive system. By following the guidelines in this feeding guide and maintaining open communication with your veterinarian, you can help your furry friend achieve better health and a happier life. Remember, every pet is unique, and what works for one may not work for another, so always prioritize your pet's individual needs.

Frequently Asked Questions

What is the purpose of Royal Canin Gastrointestinal Low Fat dog food?

Royal Canin Gastrointestinal Low Fat dog food is specifically formulated to support dogs with digestive issues, particularly those that require a low-fat diet to manage conditions like pancreatitis or gastrointestinal disorders.

How do I transition my dog to Royal Canin Gastrointestinal Low Fat food?

To transition your dog to Royal Canin Gastrointestinal Low Fat food, gradually mix increasing amounts of the new food with the old food over a period of 7-10 days to minimize digestive upset.

What are the key ingredients in Royal Canin Gastrointestinal Low Fat dog food?

Key ingredients include highly digestible proteins, low levels of fat, and a blend of soluble and insoluble fibers to promote healthy digestion and optimal stool quality.

Can Royal Canin Gastrointestinal Low Fat food be fed to puppies?

Royal Canin Gastrointestinal Low Fat is formulated for adult dogs, and while it can be used in specific cases under veterinary guidance, it is not recommended as a primary diet for growing puppies.

How does Royal Canin Gastrointestinal Low Fat support weight management?

This formula is designed with reduced fat content and controlled calorie levels to help manage weight while still providing essential nutrients to maintain overall health.

Is Royal Canin Gastrointestinal Low Fat suitable for dogs with food sensitivities?

While it is not a hypoallergenic diet, some dogs with food sensitivities may benefit from the digestibility of this formula. Always consult your veterinarian for personalized dietary recommendations.

How should I store Royal Canin Gastrointestinal Low Fat dog food?

Store Royal Canin Gastrointestinal Low Fat dog food in a cool, dry place in its original packaging, and ensure the bag is sealed tightly to maintain freshness and prevent contamination.

Find other PDF article:

<https://soc.up.edu.ph/17-scan/files?dataid=jvW84-5967&title=diary-of-a-wimpy-kid-kid.pdf>

Royal Canin Gastrointestinal Low Fat Feeding Guide

□□□□□□□□□□□□□□ - □□□□

Sep 21, 2011 · (royal flush) (straight flush) 4 (four of a kind) ...

Royal

Royal online ██████████ Royal online
██████████ : Gclub██████████Gclub ...





"royal"!

Dec 29, 2024 · royal king queen “” “” royalty ...

royal flush□□□□□ □□□□□

Sep 28, 2024 · royal flush
Royal Flush
...

□□□□□□□□□□*Royal mail*□ □□□□

Nov 11, 2023 ·  Royal mail  1. 
 ...

royal blue□□□□□ □□□□□

[illegible]

royal □□□□□□ □□□□

royal ROYAL ROYAL BLUE, BLUE ROYAL NAVY BLUE NAVY ROYAL

royalrngroyalrng2015ADC UziGT
...

Discover how to effectively use the Royal Canin gastrointestinal low fat feeding guide for your pet's health. Optimize their diet today! Learn more.

[Back to Home](#)