




















# Royal Canin Dog Food Feeding Guide

# HOW TO FEED YOUR DOG


24H

Metabolisable energy: 4120 kcal/kg


DOG WEIGHT KG	WEIGHT CONDITION		
	THIN 	NORMAL 	OVERWEIGHT 
5	101 g	89 g	77 g
	73 g + 1/4 	61 g + 1/4 	49 g + 1/4 
10	171 g	150 g	130 g
	113 g + 1/2 	93 g + 1/2 	72 g + 1/2 
20	287 g	253 g	218 g
	173 g + 1 	138 g + 1 	104 g + 1 
30	389 g	342 g	296 g
	275 g + 1 	228 g + 1 	181 g + 1 
40	483 g	425 g	367 g
	368 g + 1 	310 g + 1 	252 g + 1 

DRY ONLY

OR MIX: DRY + CAN with:  
Gastrointestinal Loaf Can 400g

 WATER

This is a guide only. Please consult your veterinarian for advice.



Royal Canin dog food feeding guide is an essential resource for pet owners who want to ensure their dogs receive the best nutrition tailored to their specific needs. Royal Canin is renowned for its scientifically formulated pet foods that cater to various breeds, sizes, and health requirements. This article will provide a comprehensive overview of how to effectively use the Royal Canin feeding guide, ensuring that your furry friend thrives on a balanced diet.

## Understanding Royal Canin Dog Food

Royal Canin has established itself as a leader in pet nutrition by focusing on the unique dietary requirements of different dog breeds, life stages, and health conditions. The brand emphasizes the importance of using high-quality ingredients and advanced nutritional science to create products that meet the specific needs of dogs.

## The Importance of Tailored Nutrition

Dogs are not one-size-fits-all, and their nutritional needs can vary significantly. Factors that influence a dog's dietary requirements include:

1. Breed: Different breeds have unique health concerns and energy levels, necessitating specific dietary formulations.
2. Age: Puppies, adult dogs, and senior dogs have different nutritional requirements.
3. Size: Small, medium, and large breeds have distinct needs based on their metabolism and physical activity levels.
4. Health Conditions: Dogs with specific health issues, such as allergies or digestive problems, may require specialized diets.

By understanding these factors, pet owners can make informed decisions about their dog's nutritional needs.

## **Using the Royal Canin Feeding Guide**

The Royal Canin feeding guide is designed to help pet owners determine the appropriate amount of food to feed their dogs based on various parameters. Here's how to effectively use the guide.

### **Step 1: Determine Your Dog's Profile**

Before you can use the feeding guide, you need to gather some basic information about your dog:

- Weight: Weigh your dog accurately to determine the correct portion size.
- Age: Identify whether your dog is a puppy, adult, or senior.
- Breed: Know your dog's breed or breed mix, as this will affect the type of food you should select.
- Activity Level: Assess your dog's daily activity to adjust food intake accordingly.

Once you have this information, you can refer to the feeding guide provided by Royal Canin.

### **Step 2: Choose the Right Formula**

Royal Canin offers a wide range of formulas tailored to specific needs. Consider the following:

- Breed-Specific Diets: Formulas for individual breeds (e.g., Golden Retriever, Dachshund) are designed to meet the specific needs of these dogs.
- Life Stage Diets: Puppy formulas are rich in nutrients for growth, while adult formulas focus on maintaining health.
- Size-Specific Diets: Small breed formulas have smaller kibble sizes suitable for tiny mouths, while large breed formulas provide joint support.

Selecting the correct formula is crucial for your dog's health and well-being.

### **Step 3: Follow the Feeding Guidelines**

After selecting the appropriate formula, refer to the feeding guidelines on the packaging. These

guidelines typically provide a recommended daily amount based on your dog's weight and life stage. Here's a general idea of how to interpret these guidelines:

- For Adult Dogs: The guidelines will usually suggest a specific amount of food per day, divided into multiple meals. For example:
  - 10 lbs (4.5 kg): 1/2 to 1 cup daily
  - 20 lbs (9 kg): 1 to 1.5 cups daily
  - 30 lbs (13.6 kg): 1.5 to 2 cups daily
- For Puppies: Puppies require more frequent feeding. It's common to feed them three to four times a day until they are about six months old. The amounts vary based on their expected adult weight.

## **Step 4: Monitor and Adjust Portions**

While the feeding guide provides a baseline, it's essential to monitor your dog's weight and overall health regularly. Adjust the portion sizes based on:

- Weight Changes: If your dog is losing or gaining weight, you may need to adjust the food intake.
- Activity Level: If your dog's activity level increases or decreases, modify the portions accordingly.
- Health Check-Ups: Regular veterinary visits can help monitor your dog's health and nutritional needs.

## **Feeding Tips for Optimal Health**

Proper feeding is not just about the quantity of food; it also involves how and when you feed your dog. Here are some essential tips:

### **Establish a Feeding Schedule**

- Consistency: Feed your dog at the same times every day to establish a routine.
- Multiple Meals: For puppies and some adult dogs, splitting the daily intake into two or three meals can aid digestion and prevent overeating.

### **Choose the Right Feeding Method**

- Dry Kibble vs. Wet Food: Royal Canin offers both dry kibble and wet food options. Dry kibble can promote dental health, while wet food can be beneficial for hydration.
- Mixing Foods: If you're transitioning to a new diet, consider mixing the old and new foods gradually over a week to avoid digestive upset.

### **Provide Fresh Water**

Always ensure that your dog has access to fresh, clean water. Hydration is vital for your dog's overall health, especially when feeding dry kibble.

## **Special Considerations**

Some dogs may have specific dietary needs that require additional considerations:

### **Allergies and Sensitivities**

If your dog has food allergies or sensitivities, Royal Canin offers limited ingredient diets and hypoallergenic formulas designed to minimize adverse reactions.

### **Weight Management**

For dogs that are overweight or at risk of obesity, Royal Canin provides weight management formulas that are lower in calories but still nutritionally balanced.

## **Conclusion**

The Royal Canin dog food feeding guide serves as a valuable tool for pet owners striving to provide optimal nutrition for their dogs. By understanding your dog's unique needs and following the guidelines for feeding, you can help ensure their health and happiness. Remember to monitor your dog's weight and health regularly and consult with your veterinarian if you have any concerns. With the right approach to feeding, you can make a significant difference in your dog's quality of life.

## **Frequently Asked Questions**

### **What is the Royal Canin dog food feeding guide?**

The Royal Canin dog food feeding guide provides recommendations on the appropriate portion sizes and feeding schedules based on a dog's age, size, breed, and health needs to ensure optimal nutrition.

### **How do I determine the right amount of Royal Canin dog food for my dog?**

To determine the right amount, you can refer to the feeding guide on the Royal Canin packaging, which suggests portion sizes based on your dog's weight and activity level. Adjust based on your dog's specific needs and condition.



## royal flush

Sep 28, 2024 · royal flushRoyal Flush

## Royal mail

Nov 11, 2023 · Royal mail

- 
- 

## royal blue

Dec 25, 2024 · royal blue

## royal

royal ROYALROYAL BLUE, BLUEROYALNAVY BLUENAVYROYAL

## royal

royalRoyal

## rsc advances

Apr 15, 2024 · RSC AdvancesRoyal Society of Chemistry AdvancesRSC AdvancesRoyal Society of ChemistryRSC2011

## royalrng

royalrngroyalrng2015ADC UziGT

## 

Sep 21, 2011 · (royal flush)AKQJ105 (straight flush)4 (four of a kind)4

## Royal

Royal online Royal online

## royal

Dec 29, 2024 · royalkingqueenroyaltyroyalty

## royal flush

Sep 28, 2024 · royal flushRoyal Flush

## Royal mail

Nov 11, 2023 · Royal mail

- 
- 

## royal blue

Dec 25, 2024 · royal blue

royal ROYAL ROYAL BLUE, BLUE ROYAL NAVY BLUE NAVY ROYAL  
 000000000000000000000000

royalrngroyalrng2015ADC UziGT  
LPL

[Back to Home](#)